



# 2010 Student Drug Use Survey

## Special Thanks to:

- School Participants
- The Health Foundation of Greater Cincinnati
- Ohio Department of Alcohol and Drug Abuse Services
- PRIDE Surveys, Inc.
- Substance Abuse & Mental Health Services Administration, Center for Substance Abuse Prevention (SAMHSA/ CSAP)
- Keith King, PhD, CHES
- Local coalitions
- The many local groups and organizations who facilitated the implementation of this survey in their school districts

Topic summaries and regional key findings from 2000 to 2010 are available at [www.DrugFreeCincinnati.org](http://www.DrugFreeCincinnati.org).

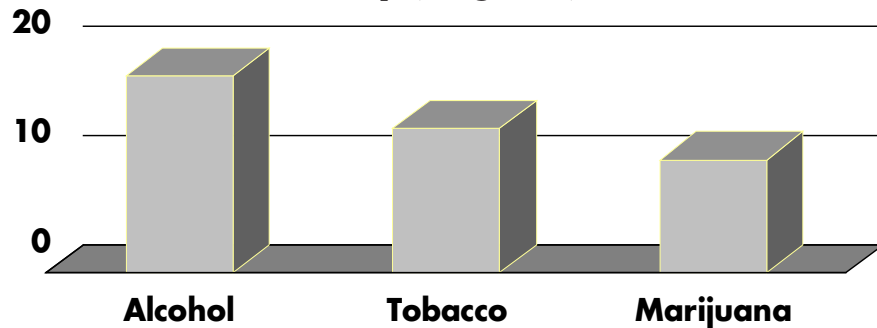
Aggregate raw data in SPSS format is available on OASIS through [www.OASIS.uc.edu](http://www.OASIS.uc.edu).

**The Coalition for a Drug-Free Greater Cincinnati promotes drug-free environments for youth by enhancing partnerships to educate, advocate and support locally-based community mobilization.**

## The Student Drug Use Survey

The Student Drug Use Survey is a project of the Coalition for a Drug-Free Greater Cincinnati that provides in-depth analysis of the self-reported drug use patterns of area youth. Every two years, the Coalition implements the unprecedented Student Drug Use Survey to collect youth drug use data from seventh through twelfth graders throughout the 10-county Greater Cincinnati area. The Coalition is leading the nation in collecting and disseminating current, reliable adolescent regional drug use data. This survey is recognized across the region and nationally as a current and reliable source of validated information on local youth substance abuse and is the largest of its kind in the country.

### 2010 30 Day (Regular) Use Rates

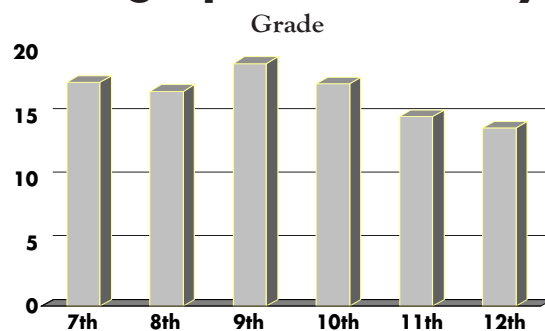


## Methodology

A total of 49,524 seventh through twelfth grade students in 131 public and private schools in five Ohio counties of Brown, Butler, Clermont, Hamilton and Warren, and two Kentucky counties of Campbell and Kenton completed the localized version of the PRIDE survey between October 7, 2009 and December 11, 2009.

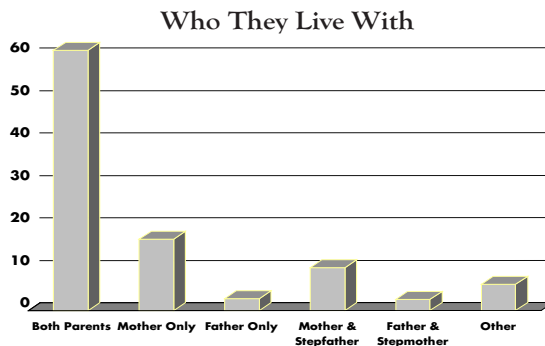
No sampling was conducted. Every student in school on the day the survey was administered completed the survey. No surveys were conducted outside of the school building.

## Demographics of Survey Respondents



### Ethnic Origin

- White: 74.6%
- African-American: 14.3%
- Hispanic/Latino: 2.1%
- Asian/Pacific Islander: 2.1%
- Native American: 0.7%
- Multi-Racial: 4.7%
- Other: 1.5%



### Gender

