

Special Thanks to:

- School Participants
- The Health Foundation of Greater Cincinnati
- Greater Cincinnati Foundation
- Ohio Department of Alcohol and Drug Abuse Services
- PRIDE Surveys, Inc.
- Substance Abuse & Mental Health Services Administration, Center for Substance Abuse Prevention (SAMHSA/CSAP)
- University of Cincinnati, Institute for Policy Research
- The many local groups and organizations who facilitated the implementation of this survey in their school districts

Topic summaries and regional key findings from 2000 to 2008 are available at www.DrugFreeCincinnati.org.

Aggregate raw data in SPSS format is available on OASIS through www.OASIS.uc.edu.

The Coalition for a Drug-Free Greater Cincinnati promotes drug-free environments for youth by enhancing partnerships to educate, advocate and support locally-based community mobilization.

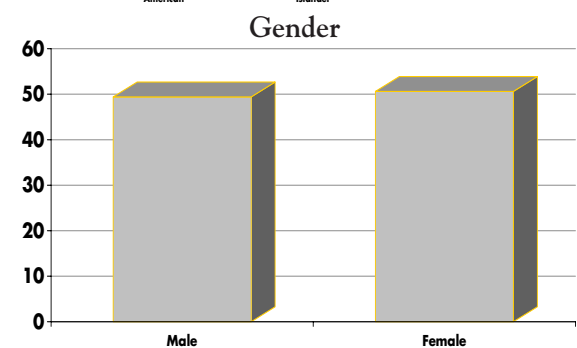
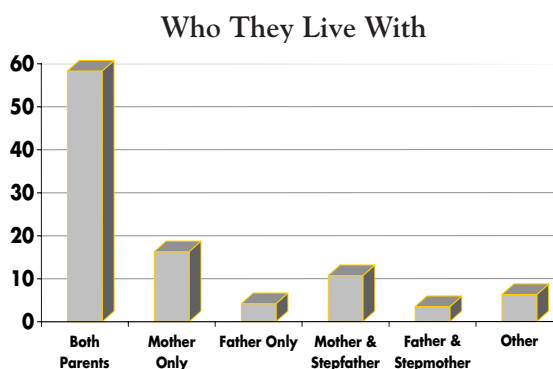
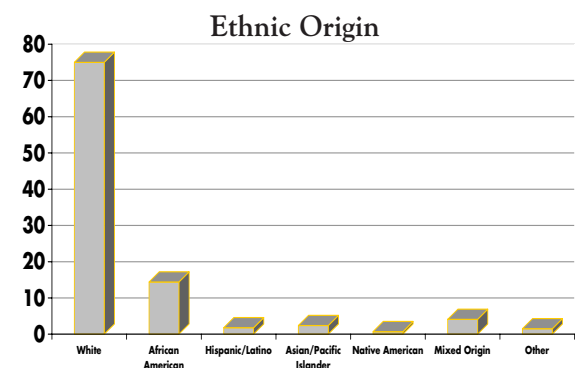
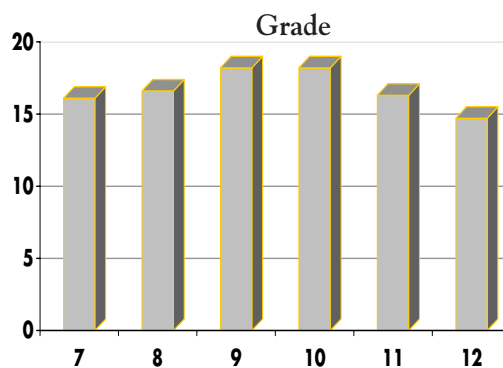
The Student Drug Use Survey

The Student Drug Use Survey is a project of the Coalition for a Drug-Free Greater Cincinnati that provides in-depth analysis of the self-reported drug use patterns of area youth. Every two years, the Coalition implements the unprecedented Student Drug Use Survey to collect youth drug use data from seventh through twelfth graders throughout the 10-county Greater Cincinnati area. The Coalition is leading the nation in collecting and disseminating current, reliable adolescent regional drug use data. This survey is recognized across the region and nationally as a current and reliable source of validated information on local youth substance abuse and is the largest of its kind in the country.

Methodology

A total of 54,366 seventh through twelfth grade students in 133 public and private schools in five Ohio counties of Butler, Brown, Clermont, Hamilton and Warren, and three Kentucky counties of Boone, Campbell, and Kenton completed the localized version of the PRIDE survey between October 22, 2007 and December 7, 2005. No sampling was conducted. Every student in school on the day the survey was administered completed the survey. No surveys were conducted outside of the school building.

Demographics of Survey Respondents



How to Use the Data

- Data gathered from this survey drives Coalition strategy by identifying risk and protective factors that influence youth choices to use and planning to decrease those risks and increase protectors.
- The Coalition and its partner organizations utilize data from this survey to evaluate the effectiveness of their programs. Community groups including schools, businesses, social service agencies, funders, parents, faith organizations, law enforcement agencies, and others are utilizing the data to evaluate programs, plan future initiatives, and make funding decisions.
- Data collected through this survey has been used to leverage more than \$14 million in local, state and national funding to expand targeted drug prevention and treatment programs in our region.
- Data has been presented to state and national congressional sub-committees to drive legislation and expand federal and state funding.