

PRIDE Questionnaire Report for Grades 6 thru 12

sponsored by:

**The Coalition for a Drug-Free Greater Cincinnati
2005-2006 County Reports / Butler County**

Butler County, OH

March 1, 2006

Contents

- 1 Introduction** **1**

 - 1.1 Drug Use Summary 3
 - 1.2 Cigarette Use 3
 - 1.3 Beer Use 3
 - 1.4 Marijuana Use 4
 - 1.5 Cocaine Use 4
 - 1.6 Hallucinogen Use 5

- 2 Standard Graphics** **6**

 - 2.1 Frequency of Use - Annually 7
 - 2.2 Frequency of Use - Monthly 13
 - 2.3 Where Do You Use 19
 - 2.4 When Do You Use 28
 - 2.5 Harmfulness to Health 37
 - 2.6 Availability 46
 - 2.7 Friends Use 55

- 3 Advanced Graphics** **59**

 - 3.1 Effect of Use By Students Who Use Drugs 60
 - 3.2 Frequency of Use by Sex 65
 - 3.3 Illicit Drug Use by Risk & Protective Factors 74

- 4 Summary Statistics** **90**

 - 4.1 Guns 91
 - 4.2 Gangs 92
 - 4.3 Suicide 93
 - 4.4 Threatening Behaviors 94
 - 4.5 Trouble With The Police 95
 - 4.6 Personal Safety 96
 - 4.7 Risk and Protective Factors 97

 - 4.7.1 Community - Risk Factors 97
 - 4.7.2 Community - Protective Factors 98
 - 4.7.3 School - Risk Factors 98
 - 4.7.4 School - Protective Factors 99
 - 4.7.5 Family - Risk Factors 99
 - 4.7.6 Family - Protective Factors 99
 - 4.7.7 Individual - Risk Factors 100

4.7.8 Individual - Protective Factors	101
5 Drug-Free Communities Support Program	102
5.1 Monthly Use	103
5.2 Perception of Risk	104
5.3 Perception of Disapproval	105
5.4 Age of First Use	107
5.5 Availability	108
6 Percentage Tables	112
6.1 Personal & Family Information	113
6.2 Student Characteristics	116
6.3 Harmful To Health	129
6.4 Within The Past Year How Often Have You Used	135
6.5 At What Age Did You First	142
6.6 Where Do You Use	148
6.7 When Do You Use	155
6.8 While At School Have You	162
6.9 What Effect Do You Most Often Get When You Use	167
6.10 How Easy Is It To Get	173
6.11 Would Your Parents Disapprove Of You	179
6.12 Would Your Friends Disapprove Of You	182
6.13 Frequency of Use	185

List of Tables

- 5.1 Monthly Use of Alcohol 103
- 5.2 Monthly Use of Tobacco 103
- 5.3 Monthly Use of Marijuana 103
- 5.4 Perception of Risk of Alcohol 104
- 5.5 Perception of Risk of Tobacco 104
- 5.6 Perception of Risk of Marijuana 104
- 5.7 Perception of Parents Disapproval of Tobacco 105
- 5.8 Perception of Parents Disapproval of Alcohol 105
- 5.9 Perception of Parents Disapproval of Marijuana 105
- 5.10 Perception of Friends Disapproval of Tobacco 106
- 5.11 Perception of Friends Disapproval of Alcohol 106
- 5.12 Perception of Friends Disapproval of Marijuana 106
- 5.13 When did you first use any alcohol? 107
- 5.14 When did you first use any tobacco? 107
- 5.15 When did you first use marijuana? 107
- 5.16 Availability of Alcohol 108
- 5.17 Availability of Tobacco 108
- 5.18 Availability of Marijuana 108
- 5.19 Outcomes Measures by Grade 109
- 5.20 Outcomes Measures by Gender 110
- 5.21 Outcomes Measures by Race 111

- 6.1 Ethnic Origin 113
- 6.2 Sex 113
- 6.3 Age 113
- 6.4 Do you live with: 114
- 6.5 Do you have a job? 114
- 6.6 Does your father have a job? 114
- 6.7 Does your mother have a job? 115
- 6.8 What is the educational level of your father? 115
- 6.9 What is the educational level of your mother? 115
- 6.10 Do you make good grades? 116
- 6.11 Do you get into trouble at school? 116
- 6.12 Do you take part in school sports teams? 116
- 6.13 Do you take part in school activities such as band, clubs, etc? 117
- 6.14 Do you take part in community activities such as scouts, rec. teams, youth clubs, etc? 117
- 6.15 Do you attend church, synagogue, etc.? 117

6.16	Have you threatened to harm a teacher?	118
6.17	Have you threatened to harm one or both of your parents, guardians, etc.?	118
6.18	Do your parents talk with you about the problems of alcohol/drugs?	118
6.19	Do your friends talk with you about the problems of alcohol/drugs?	119
6.20	Do your friends use tobacco?	119
6.21	Do your friends use alcohol?	119
6.22	Do your friends use drugs?	120
6.23	Does your school set clear rules on using drugs at school?	120
6.24	Does your school punish you when you break the rules?	120
6.25	Do your parents set clear rules for you?	121
6.26	Do your parents punish you when you break the rules?	121
6.27	Have you been in trouble with the police?	121
6.28	Do you take part in gang activities?	122
6.29	Have you thought about committing suicide?	122
6.30	Do your teachers talk with you about the dangers of alcohol/drugs?	122
6.31	While NOT at school have you carried a gun for protection or as a weapon?	123
6.32	In the past 3 months, have you been at a party where alcohol was available?	123
6.33	In the past 3 months, have you been at a party where marijuana or other illicit drugs were available?	123
6.34	Have you been caught using alcohol/drugs?	124
6.35	Have you been punished when caught using alcohol/drugs?	124
6.36	When was the last time your parents talked to you about alcohol and other drugs?	124
6.37	In the past 3 months, how often have you seen anti-drug commercials on TV or heard them on radio?	125
6.38	Do you think these commercials have made you less likely to use drugs?	125
6.39	Do you think these commercials have overstated the risks of drug use?	125
6.40	Where are you living now?	126
6.41	How many days have you been absent from school this year?	126
6.42	From where do you get alcohol?	126
6.43	From where do you get tobacco?	127
6.44	From where do you get marijuana?	127
6.45	Does your school have a drug screening program?	127
6.46	Does your school's drug screening program include all students?	128
6.47	Have you been screened for drugs at school?	128
6.48	Do you feel that using cigarettes is harmful to your health?	129
6.49	Do you feel that using smokeless tobacco is harmful to your health?	129
6.50	Do you feel that using cigars is harmful to your health?	129
6.51	Do you feel that using beer is harmful to your health?	130
6.52	Do you feel that using wine coolers is harmful to your health?	130
6.53	Do you feel that using liquor is harmful to your health?	130
6.54	Do you feel that using marijuana is harmful to your health?	131
6.55	Do you feel that using cocaine is harmful to your health?	131
6.56	Do you feel that using uppers is harmful to your health?	131
6.57	Do you feel that using downers is harmful to your health?	132
6.58	Do you feel that using inhalants is harmful to your health?	132
6.59	Do you feel that using hallucinogens is harmful to your health?	132
6.60	Do you feel that using heroin is harmful to your health?	133

6.61 Do you feel that using steroids is harmful to your health?	133
6.62 Do you feel that using ecstasy is harmful to your health?	133
6.63 Do you feel that using OxyContin is harmful to your health?	134
6.64 Within the past year how often have you smoked cigarettes?	135
6.65 Within the past year how often have you used smokeless tobacco?	135
6.66 Within the past year how often have you smoked cigars?	135
6.67 Within the past year how often have you drunk beer?	136
6.68 Within the past year how often have you drunk wine coolers?	136
6.69 Within the past year how often have you drunk liquor?	136
6.70 Within the past year how often have you smoked marijuana?	137
6.71 Within the past year how often have you used cocaine?	137
6.72 Within the past year how often have you used uppers?	137
6.73 Within the past year how often have you used downers?	138
6.74 Within the past year how often have you used inhalants?	138
6.75 Within the past year how often have you used hallucinogens?	138
6.76 Within the past year how often have you used heroin?	139
6.77 Within the past year how often have you used steroids?	139
6.78 Within the past year how often have you used ecstasy?	139
6.79 Within the past year how often have you used OxyContin?	140
6.80 Within the past year how often have you used any tobacco?	140
6.81 Within the past year how often have you drunk any alcohol?	140
6.82 Within the past year how often have you used any illicit drugs?	141
6.83 At what age did you first smoke cigarettes?	142
6.84 At what age did you first use smokeless tobacco?	142
6.85 At what age did you first smoke cigars?	142
6.86 At what age did you first drink beer?	143
6.87 At what age did you first drink wine coolers?	143
6.88 At what age did you first drink liquor?	143
6.89 At what age did you first smoke marijuana?	144
6.90 At what age did you first use cocaine?	144
6.91 At what age did you first use uppers?	144
6.92 At what age did you first use downers?	145
6.93 At what age did you first use inhalants?	145
6.94 At what age did you first use hallucinogens?	145
6.95 At what age did you first use heroin?	146
6.96 At what age did you first use steroids?	146
6.97 At what age did you first use ecstasy?	146
6.98 At what age did you first use OxyContin?	147
6.99 Where do you smoke cigarettes?	148
6.100Where do you use smokeless tobacco?	148
6.101Where do you smoke cigars?	148
6.102Where do you drink beer?	149
6.103Where do you drink wine coolers?	149
6.104Where do you drink liquor?	149
6.105Where do you smoke marijuana?	150
6.106Where do you use cocaine?	150
6.107Where do you use uppers?	150

6.108	Where do you use downers?	151
6.109	Where do you use inhalants?	151
6.110	Where do you use hallucinogens?	151
6.111	Where do you use heroin?	152
6.112	Where do you use steroids?	152
6.113	Where do you use ecstasy?	152
6.114	Where do you use OxyContin?	153
6.115	Where do you use any tobacco?	153
6.116	Where do you use any alcohol?	153
6.117	Where do you use any illicit drugs?	154
6.118	When do you smoke cigarettes?	155
6.119	When do you use smokeless tobacco?	155
6.120	When do you smoke cigars?	155
6.121	When do you drink beer?	156
6.122	When do you drink wine coolers?	156
6.123	When do you drink liquor?	156
6.124	When do you smoke marijuana?	157
6.125	When do you use cocaine?	157
6.126	When do you use uppers?	157
6.127	When do you use downers?	158
6.128	When do you use inhalants?	158
6.129	When do you use hallucinogens?	158
6.130	When do you use heroin?	159
6.131	When do you use steroids?	159
6.132	When do you use ecstasy?	159
6.133	When do you use OxyContin?	160
6.134	When do you use any tobacco?	160
6.135	When do you use any alcohol?	160
6.136	When do you use any illicit drugs?	161
6.137	While at school have you carried a gun?	162
6.138	While at school have you carried a knife, club or other weapon?	162
6.139	While at school have you threatened a student with a gun, knife or club?	162
6.140	While at school have you threatened to hurt a student by hitting, slapping or kicking?	163
6.141	While at school have you hurt a student by using a gun, knife or club?	163
6.142	While at school have you hurt a student by hitting, slapping or kicking?	163
6.143	While at school have you been threatened with a gun, knife or club, by a student?	164
6.144	While at school have you had a student threaten to hit, slap or kick you?	164
6.145	While at school have you been afraid a student may hurt you?	164
6.146	While at school have you been hurt by a student using a gun, knife or club?	165
6.147	While at school have you been hurt by a student who hit, slapped or kicked you?	165
6.148	While at school have you been helped by a School Resource Officer?	165
6.149	While at school have you been in trouble with a School Resource Officer?	166
6.150	What effect do you most often get when you smoke cigarettes?	167
6.151	What effect do you most often get when you use smokeless tobacco?	167
6.152	What effect do you most often get when you smoke cigars?	167
6.153	What effect do you most often get when you drink beer?	168
6.154	What effect do you most often get when you drink wine coolers?	168

6.155	What effect do you most often get when you drink liquor?	168
6.156	What effect do you most often get when you smoke marijuana?	169
6.157	What effect do you most often get when you use cocaine?	169
6.158	What effect do you most often get when you use uppers?	169
6.159	What effect do you most often get when you use downers?	170
6.160	What effect do you most often get when you use inhalants?	170
6.161	What effect do you most often get when you use hallucinogens?	170
6.162	What effect do you most often get when you use heroin?	171
6.163	What effect do you most often get when you use steroids?	171
6.164	What effect do you most often get when you use ecstasy?	171
6.165	What effect do you most often get when you use OxyContin?	172
6.166	How easy is it to get cigarettes?	173
6.167	How easy is it to get smokeless tobacco?	173
6.168	How easy is it to get cigars?	173
6.169	How easy is it to get beer?	174
6.170	How easy is it to get wine coolers?	174
6.171	How easy is it to get liquor?	174
6.172	How easy is it to get marijuana?	175
6.173	How easy is it to get cocaine?	175
6.174	How easy is it to get uppers?	175
6.175	How easy is it to get downers?	176
6.176	How easy is it to get inhalants?	176
6.177	How easy is it to get hallucinogens?	176
6.178	How easy is it to get heroin?	177
6.179	How easy is it to get steroids?	177
6.180	How easy is it to get ecstasy?	177
6.181	How easy is it to get OxyContin?	178
6.182	Would your parents disapprove of you using tobacco?	179
6.183	Would your parents disapprove of you using alcohol?	179
6.184	Would your parents disapprove of you using marijuana?	179
6.185	Would your parents disapprove of you using other illicit drugs?	180
6.186	Would your parents disapprove of you fighting with a student?	180
6.187	Would your parents disapprove of you carrying a weapon to school?	180
6.188	Would your parents disapprove of you threatening a student?	181
6.189	Would your parents disapprove of you joining a gang?	181
6.190	Would your friends disapprove of you using tobacco?	182
6.191	Would your friends disapprove of you using alcohol?	182
6.192	Would your friends disapprove of you using marijuana?	182
6.193	Would your friends disapprove of you using other illicit drugs?	183
6.194	Would your friends disapprove of you fighting with a student?	183
6.195	Would your friends disapprove of you carrying a weapon to school?	183
6.196	Would your friends disapprove of you threatening a student?	184
6.197	Would your friends disapprove of you joining a gang?	184
6.198	Frequency of Use – Cigarettes?	185
6.199	Frequency of Use – Smokeless Tobacco?	185
6.200	Frequency of Use – Cigars?	185
6.201	Frequency of Use – Beer?	186

6.202	Frequency of Use – Wine Coolers?	186
6.203	Frequency of Use – Liquor?	186
6.204	Frequency of Use – Marijuana?	187
6.205	Frequency of Use – Cocaine?	187
6.206	Frequency of Use – Uppers?	187
6.207	Frequency of Use – Downers?	188
6.208	Frequency of Use – Inhalants?	188
6.209	Frequency of Use – Hallucinogens?	188
6.210	Frequency of Use – Heroin?	189
6.211	Frequency of Use – Steroids?	189
6.212	Frequency of Use – Ecstasy?	189
6.213	Frequency of Use – OxyContin?	190
6.214	Frequency of Use – Any Tobacco?	190
6.215	Frequency of Use – Any Alcohol?	190
6.216	Frequency of Use – Any Illicit Drugs?	191

List of Figures

- 2.1 % Students Who Use Cigarettes, Smokeless Tobacco & Cigars Annually 8
- 2.2 % Students Who Use Beer, Wine Coolers, Liquor & Marijuana Annually 9
- 2.3 % Students Who Use Cocaine, Uppers, Downers & Inhalants Annually 10
- 2.4 % Students Who Use Hallucinogens, Heroin & Steroids Annually 11
- 2.5 % Students Who Use Ecstasy & OxyContin Annually 12
- 2.6 % Students Who Use Cigarettes, Smokeless Tobacco & Cigars Monthly 14
- 2.7 % Students Who Use Beer, Wine Coolers, Liquor & Marijuana Monthly 15
- 2.8 % Students Who Use Cocaine, Uppers, Downers & Inhalants Monthly 16
- 2.9 % Students Who Use Hallucinogens, Heroin & Steroids Monthly 17
- 2.10 % Students Who Use Ecstasy & OxyContin Monthly 18
- 2.11 Where Do You Use Beer 20
- 2.12 Where Do You Use Liquor 21
- 2.13 Where Do You Use Marijuana 22
- 2.14 Where Do You Use Cocaine 23
- 2.15 Where Do You Use Inhalants 24
- 2.16 Where Do You Use Hallucinogens 25
- 2.17 Where Do You Use Ecstasy 26
- 2.18 Where Do You Use OxyContin 27
- 2.19 When Do You Use Beer 29
- 2.20 When Do You Use Liquor 30
- 2.21 When Do You Use Marijuana 31
- 2.22 When Do You Use Cocaine 32
- 2.23 When Do You Use Inhalants 33
- 2.24 When Do You Use Hallucinogens 34
- 2.25 When Do You Use Ecstasy 35
- 2.26 When Do You Use OxyContin 36
- 2.27 Is It Harmful To Use Beer 38
- 2.28 Is It Harmful To Use Liquor 39
- 2.29 Is It Harmful To Use Marijuana 40
- 2.30 Is It Harmful To Use Cocaine 41
- 2.31 Is It Harmful To Use Inhalants 42
- 2.32 Is It Harmful To Use Hallucinogens 43
- 2.33 Is It Harmful To Use Ecstasy 44
- 2.34 Is It Harmful To Use OxyContin 45
- 2.35 How Easy Is It To Get Beer 47
- 2.36 How Easy Is It To Get Liquor 48
- 2.37 How Easy Is It To Get Marijuana 49

2.38	How Easy Is It To Get Cocaine	50
2.39	How Easy Is It To Get Inhalants	51
2.40	How Easy Is It To Get Hallucinogens	52
2.41	How Easy Is It To Get Ecstasy	53
2.42	How Easy Is It To Get OxyContin	54
2.43	Friend's Use of Tobacco	56
2.44	Friend's Use of Alcohol	57
2.45	Friend's Use of Illicit Drugs	58
3.1	% Students Who Get Very High or Bombed When Using Beer, Wine Coolers or Liquor	61
3.2	% Students Who Get Very High or Bombed When Using Marijuana, Cocaine or Uppers	62
3.3	% Students Who Get Very High or Bombed When Using Downers, Inhalants or Hallu- cinogens	63
3.4	% Students Who Get Very High or Bombed When Using Heroin, Steroids, Ecstasy or OxyContin	64
3.5	% Students Who Use Beer by Sex	66
3.6	% Students Who Use Liquor by Sex	67
3.7	% Students Who Use Marijuana by Sex	68
3.8	% Students Who Use Cocaine by Sex	69
3.9	% Students Who Use Inhalants by Sex	70
3.10	% Students Who Use Hallucinogens by Sex	71
3.11	% Students Who Use Ecstasy by Sex	72
3.12	% Students Who Use OxyContin by Sex	73
3.13	% Students Who Use Illicit Drugs by Attend Church, Synagogue, etc.	75
3.14	% Students Who Use Illicit Drugs by Take Part in Community Activities	76
3.15	% Students Who Use Illicit Drugs by Make Good Grades	77
3.16	% Students Who Use Illicit Drugs by Take Part in Sports Teams	78
3.17	% Students Who Use Illicit Drugs by Take Part in School Activities	79
3.18	% Students Who Use Illicit Drugs by Get Into Trouble at School	80
3.19	% Students Who Use Illicit Drugs by Parents Talk About Problems of Alcohol/Drugs	81
3.20	% Students Who Use Illicit Drugs by Parents Set Clear Rules	82
3.21	% Students Who Use Illicit Drugs by Parents Punish for Breaking Rules	83
3.22	% Students Who Use Illicit Drugs by School Sets Clear Rules on Drugs at School	84
3.23	% Students Who Use Illicit Drugs by School Punishes for Breaking Rules	85
3.24	% Students Who Use Illicit Drugs by Been Caught Using Alcohol/Drugs	86
3.25	% Students Who Use Illicit Drugs by Friends Use Tobacco	87
3.26	% Students Who Use Illicit Drugs by Friends Use Alcohol	88
3.27	% Students Who Use Illicit Drugs by Friends Use Drugs	89
4.1	Drug Use of Students Who Carry Guns vs Students Who Do Not	91
4.2	Drug Use of Students In Gangs vs Students Not In Gangs	92
4.3	Drug Use of Students Who Think of Suicide	93
4.4	Drug Use of Students Who Threaten vs Students Who Do Not	94
4.5	Drug Use of Students Who Get In Trouble With Police vs Those Who Do Not	95

Chapter 1

Introduction

The following graphs, summary and tables are compiled from data collected in your school(s) using the **Pride Surveys Questionnaire**. These data reflect prevalence and patterns of drug and alcohol use, violence, gang activity and suicide. It is important that this report be utilized as part of your drug abuse and violence awareness and prevention programs. We strongly suggest that you:

COPY THE FOLLOWING PAGES, (which highlight and graphically summarize drug use and violent behavior by students in your school)

DISTRIBUTE THEM TO YOUR FACULTY

AND SHARE THIS INFORMATION WITH PARENTS.

Most of all, we strongly encourage a parent meeting at your school to share this information!

NOTE: Most drug use occurs at nights and weekends when school is not in session. You will find statistics in this report which support these findings.

FOR GREATEST SUCCESS IN DECREASING DRUG USE, FACULTY, STUDENTS AND PARENTS MUST WORK TOGETHER TOWARD A DRUG-FREE LIFESTYLE.

If you have questions about this report or if you wish to have information on other **Pride Surveys** services and products, please call the **Pride Surveys** Office or write to the following address:

Pride Surveys

Janie Pitcock

160 Vanderbilt Court

Bowling Green, KY 42103

1-800-279-6361

1-270-746-9596

www.pridesurveys.com

The following information is for **Pride Surveys** internal use only.

- Data Files: cc050001,17,25-26,47,62-64,76-80,88-89,100
- Filter: (grade == 2 || grade == 3 || grade == 4 || grade == 5 || grade == 6 || grade == 7)

1.1 Drug Use Summary

- Number of 7th grade students surveyed: 1773
- Number of 8th grade students surveyed: 1879
- Number of 9th grade students surveyed: 1864
- Number of 10th grade students surveyed: 1716
- Number of 11th grade students surveyed: 1457
- Number of 12th grade students surveyed: 1290
- Number of students surveyed: 9979

1.2 Cigarette Use

11.7 percent of your 7th grade students said they used cigarettes within the past year (2003-2004 PRIDE National Avg = 14.4%). **20.5** percent of your 8th grade students said they used cigarettes within the past year (2003-2004 PRIDE National Avg = 22.2%). **27.1** percent of your 9th grade students said they used cigarettes within the past year (2003-2004 PRIDE National Avg = 28.2%). **31.3** percent of your 10th grade students said they used cigarettes within the past year (2003-2004 PRIDE National Avg = 31.5%). **35.3** percent of your 11th grade students said they used cigarettes within the past year (2003-2004 PRIDE National Avg = 37.1%). **40.6** percent of your 12th grade students said they used cigarettes within the past year (2003-2004 PRIDE National Avg = 39.3%).

1.3 Beer Use

17.6 percent of your 7th grade students said they used beer within the past year (2003-2004 PRIDE National Avg = 21.2%). **30.4** percent of your 8th grade students said they used beer within the past year (2003-2004 PRIDE National Avg = 32.5%). **40.9** percent of your 9th grade students said they used beer within the past year (2003-2004 PRIDE National Avg = 40.4%). **50.5** percent of your 10th grade students said they used beer within the past year (2003-2004 PRIDE National Avg = 48.3%). **55.2** percent of your 11th grade students said they used beer within the past year (2003-2004 PRIDE National Avg = 54.2%). **60.9** percent of your 12th grade students said they used beer within the past year (2003-2004 PRIDE National Avg = 57.3%).

Of those 7th grade students who reported using beer, **15.2** percent of them reported getting *very high* or *bombed* when they used. Of those 8th grade students who reported using beer, **19.3** percent of them reported getting *very high* or *bombed* when they used. Of those 9th grade students who reported using beer, **24.6** percent of them reported getting *very high* or *bombed* when they used. Of those 10th grade students who reported using beer, **30.8** percent of them reported getting *very high* or *bombed* when they used. Of those 11th grade students who reported using beer, **36.1** percent of them reported

getting *very high* or *bombed* when they used. Of those 12th grade students who reported using beer, **42.6** percent of them reported getting *very high* or *bombed* when they used.

1.4 Marijuana Use

6.3 percent of your 7th grade students said they used marijuana within the past year (2003-2004 PRIDE National Avg = 7.1%). **13.6** percent of your 8th grade students said they used marijuana within the past year (2003-2004 PRIDE National Avg = 14.3%). **21.2** percent of your 9th grade students said they used marijuana within the past year (2003-2004 PRIDE National Avg = 22.1%). **28.8** percent of your 10th grade students said they used marijuana within the past year (2003-2004 PRIDE National Avg = 28.0%). **33.1** percent of your 11th grade students said they used marijuana within the past year (2003-2004 PRIDE National Avg = 33.0%). **38.2** percent of your 12th grade students said they used marijuana within the past year (2003-2004 PRIDE National Avg = 35.5%).

Of those 7th grade students who reported using marijuana, **75.8** percent of them reported getting *very high* or *bombed* when they used. Of those 8th grade students who reported using marijuana, **80.2** percent of them reported getting *very high* or *bombed* when they used. Of those 9th grade students who reported using marijuana, **82.2** percent of them reported getting *very high* or *bombed* when they used. Of those 10th grade students who reported using marijuana, **82.0** percent of them reported getting *very high* or *bombed* when they used. Of those 11th grade students who reported using marijuana, **81.3** percent of them reported getting *very high* or *bombed* when they used. Of those 12th grade students who reported using marijuana, **79.8** percent of them reported getting *very high* or *bombed* when they used.

3.3 percent of your 7th grade students reported they used marijuana on *weekends* vs. **0.4** percent who reported use *during school*. **9.4** percent of your 8th grade students reported they used marijuana on *weekends* vs. **1.0** percent who reported use *during school*. **16.1** percent of your 9th grade students reported they used marijuana on *weekends* vs. **1.7** percent who reported use *during school*. **19.8** percent of your 10th grade students reported they used marijuana on *weekends* vs. **2.5** percent who reported use *during school*. **24.4** percent of your 11th grade students reported they used marijuana on *weekends* vs. **3.3** percent who reported use *during school*. **27.6** percent of your 12th grade students reported they used marijuana on *weekends* vs. **2.0** percent who reported use *during school*.

1.5 Cocaine Use

1.8 percent of your 7th grade students said they used cocaine within the past year (2003-2004 PRIDE National Avg = 2.3%). **3.4** percent of your 8th grade students said they used cocaine within the past year (2003-2004 PRIDE National Avg = 3.8%). **4.3** percent of your 9th grade students said they used cocaine within the past year (2003-2004 PRIDE National Avg = 5.3%). **6.4** percent of your 10th grade students said they used cocaine within the past year (2003-2004 PRIDE National Avg = 5.9%). **8.7** percent of your 11th grade students said they used cocaine within the past year (2003-2004 PRIDE National Avg = 7.2%). **9.8** percent of your 12th grade students said they used cocaine within the past

year (2003-2004 PRIDE National Avg = 9.5%).

Of those 7th grade students who reported using cocaine, **61.1** percent of them reported getting *very high* or *bombed* when they used. Of those 8th grade students who reported using cocaine, **80.6** percent of them reported getting *very high* or *bombed* when they used. Of those 9th grade students who reported using cocaine, **72.4** percent of them reported getting *very high* or *bombed* when they used. Of those 10th grade students who reported using cocaine, **79.6** percent of them reported getting *very high* or *bombed* when they used. Of those 11th grade students who reported using cocaine, **81.2** percent of them reported getting *very high* or *bombed* when they used. Of those 12th grade students who reported using cocaine, **76.1** percent of them reported getting *very high* or *bombed* when they used.

1.6 Hallucinogen Use

1.3 percent of your 7th grade students said they used hallucinogens within the past year (2003-2004 PRIDE National Avg = 2.1%). **3.1** percent of your 8th grade students said they used hallucinogens within the past year (2003-2004 PRIDE National Avg = 3.1%). **3.8** percent of your 9th grade students said they used hallucinogens within the past year (2003-2004 PRIDE National Avg = 4.6%). **5.9** percent of your 10th grade students said they used hallucinogens within the past year (2003-2004 PRIDE National Avg = 5.5%). **7.8** percent of your 11th grade students said they used hallucinogens within the past year (2003-2004 PRIDE National Avg = 6.6%). **8.9** percent of your 12th grade students said they used hallucinogens within the past year (2003-2004 PRIDE National Avg = 8.0%).

Of those 7th grade students who reported using hallucinogens, **57.1** percent of them reported getting *very high* or *bombed* when they used. Of those 8th grade students who reported using hallucinogens, **72.9** percent of them reported getting *very high* or *bombed* when they used. Of those 9th grade students who reported using hallucinogens, **70.8** percent of them reported getting *very high* or *bombed* when they used. Of those 10th grade students who reported using hallucinogens, **78.3** percent of them reported getting *very high* or *bombed* when they used. Of those 11th grade students who reported using hallucinogens, **83.3** percent of them reported getting *very high* or *bombed* when they used. Of those 12th grade students who reported using hallucinogens, **83.8** percent of them reported getting *very high* or *bombed* when they used.

Chapter 2

Standard Graphics

The following graphs will assist you in understanding the relationship of student behavior to alcohol and other drug usage. You are encouraged to make overheads or slides from the graphs for presentations to school faculty, parents, media, and other audiences in the community.

The *Location* and *Time* of drug use graphs will be helpful in understanding the need for a commitment to drug abuse prevention by parents and the larger community - not just by schools. Student alcohol and other drug use occurs most often outside the school and at times when school is not in session.

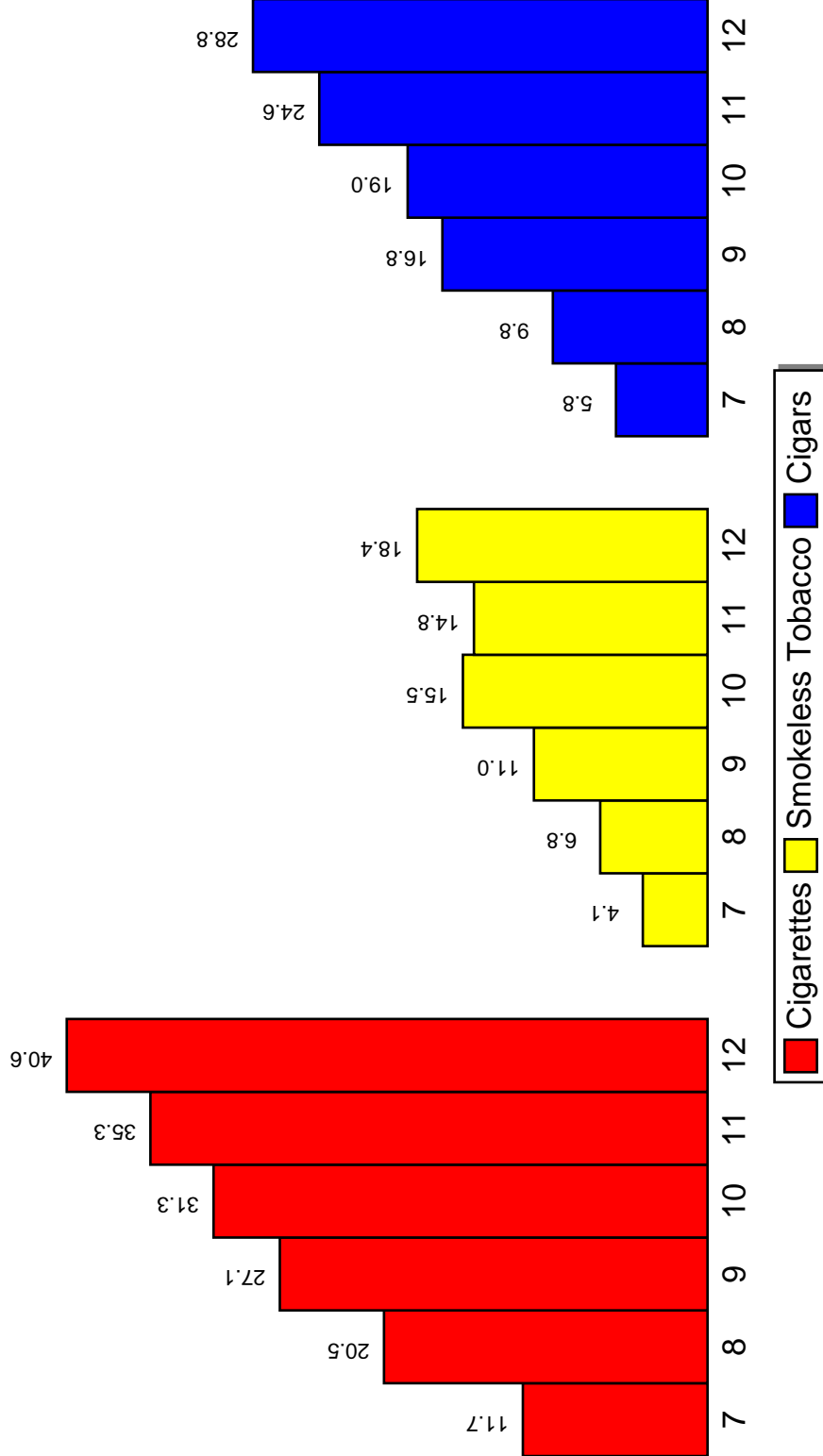
The *Perceived Harm* of alcohol and other drugs will assist with understanding how the false assumptions concerning harm are related to drug use. When drugs are perceived as harmless, the probability of use increases.

Research indicates that easy access, *Availability*, to drugs increases the probability of use. Availability of alcohol and other drugs normally increases at higher grade levels.

2.1 Frequency of Use - Annually

% Students Who Use Cigarettes, Smokeless Tobacco & Cigars Annually

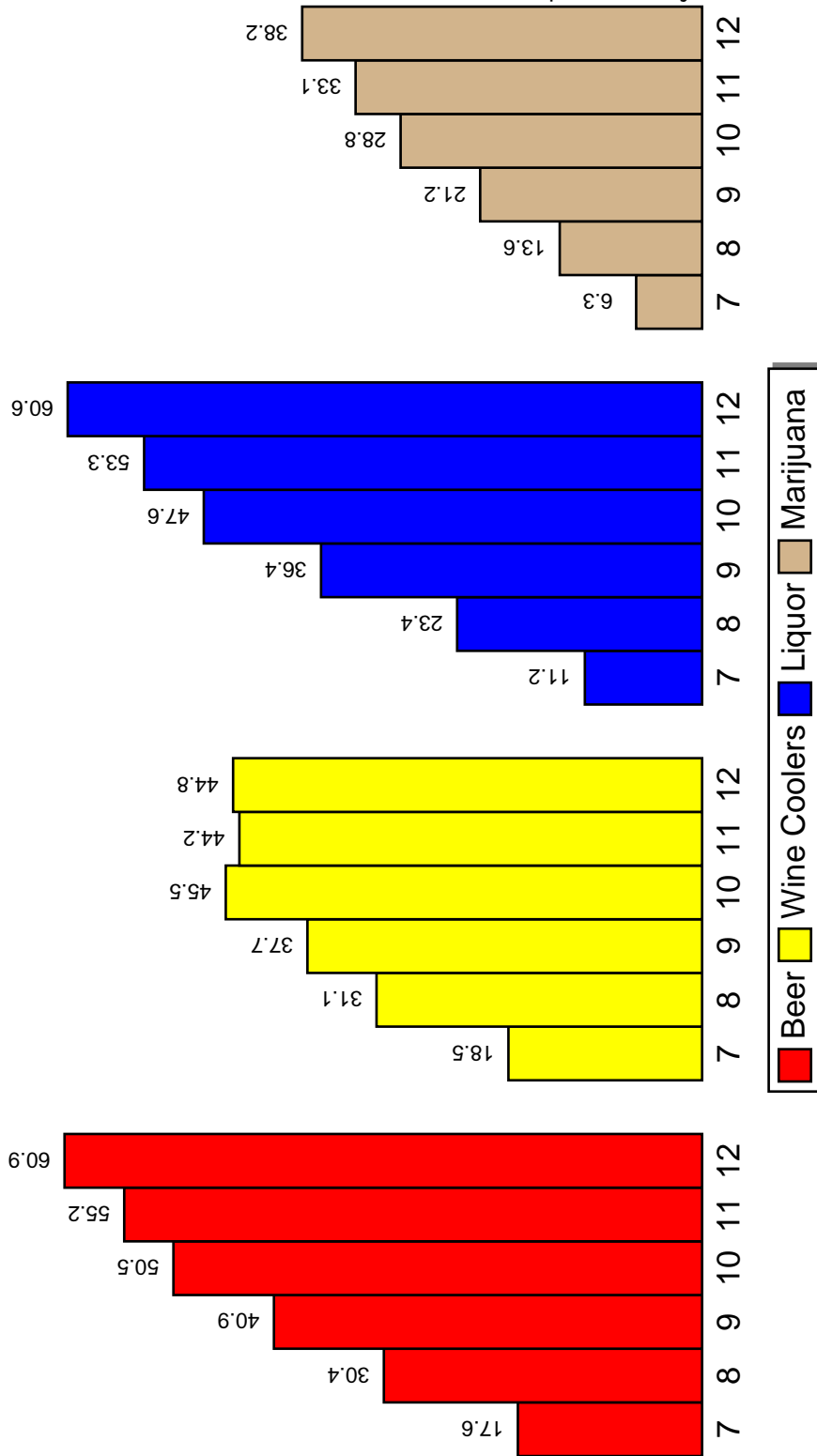
Figure 2.1: % Students Who Use Cigarettes, Smokeless Tobacco & Cigars Annually



Source: PRIDE Surveys

% Students Who Use Beer, Wine Coolers, Liquor & Marijuana Annually

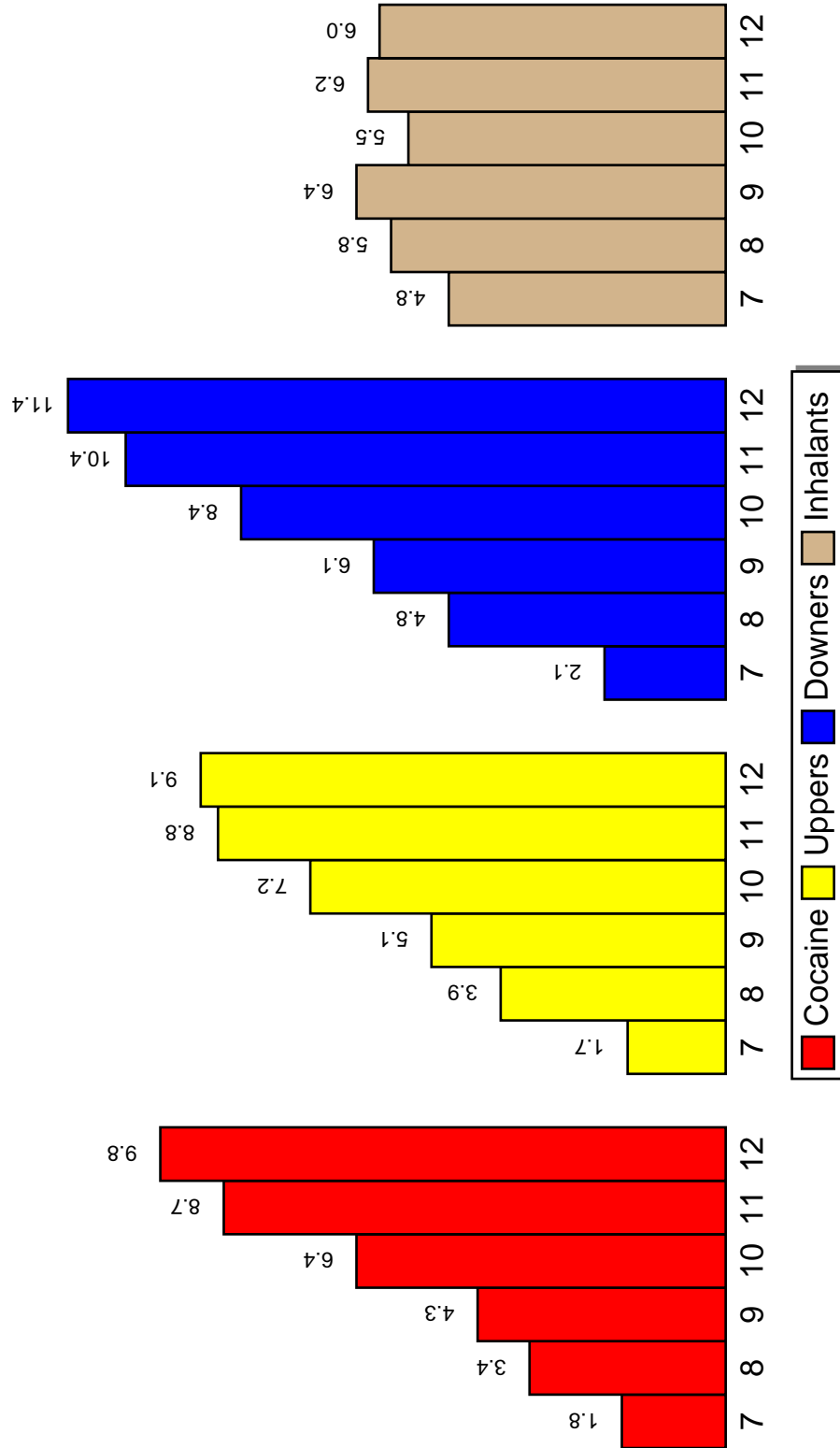
Figure 2.2: % Students Who Use Beer, Wine Coolers, Liquor & Marijuana Annually



Source: PRIDE Surveys

% Students Who Use Cocaine, Uppers, Downers & Inhalants Annually

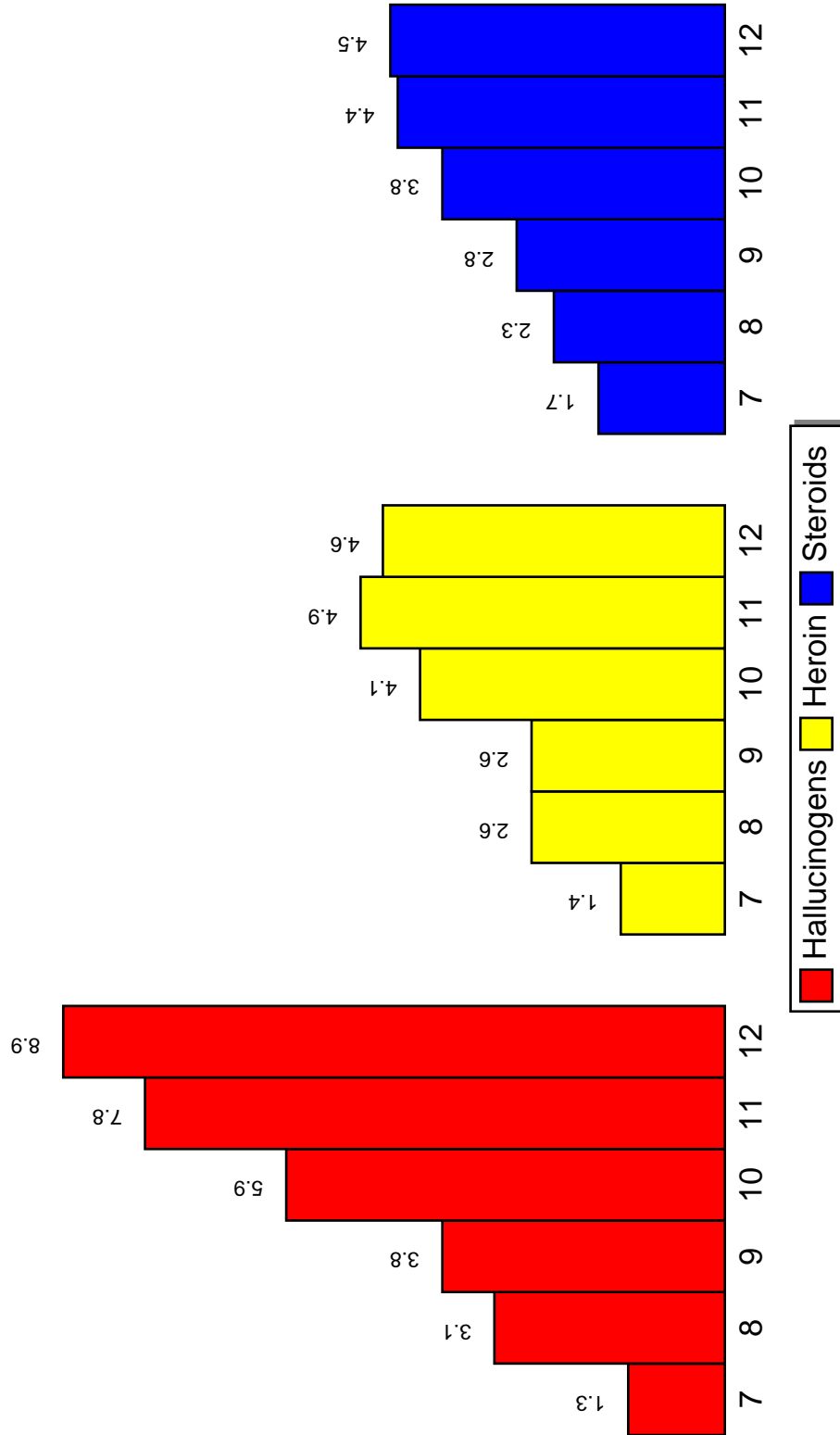
Figure 2.3: % Students Who Use Cocaine, Uppers, Downers & Inhalants Annually



Source: PRIDE Surveys

% Students Who Use Hallucinogens, Heroin & Steroids Annually

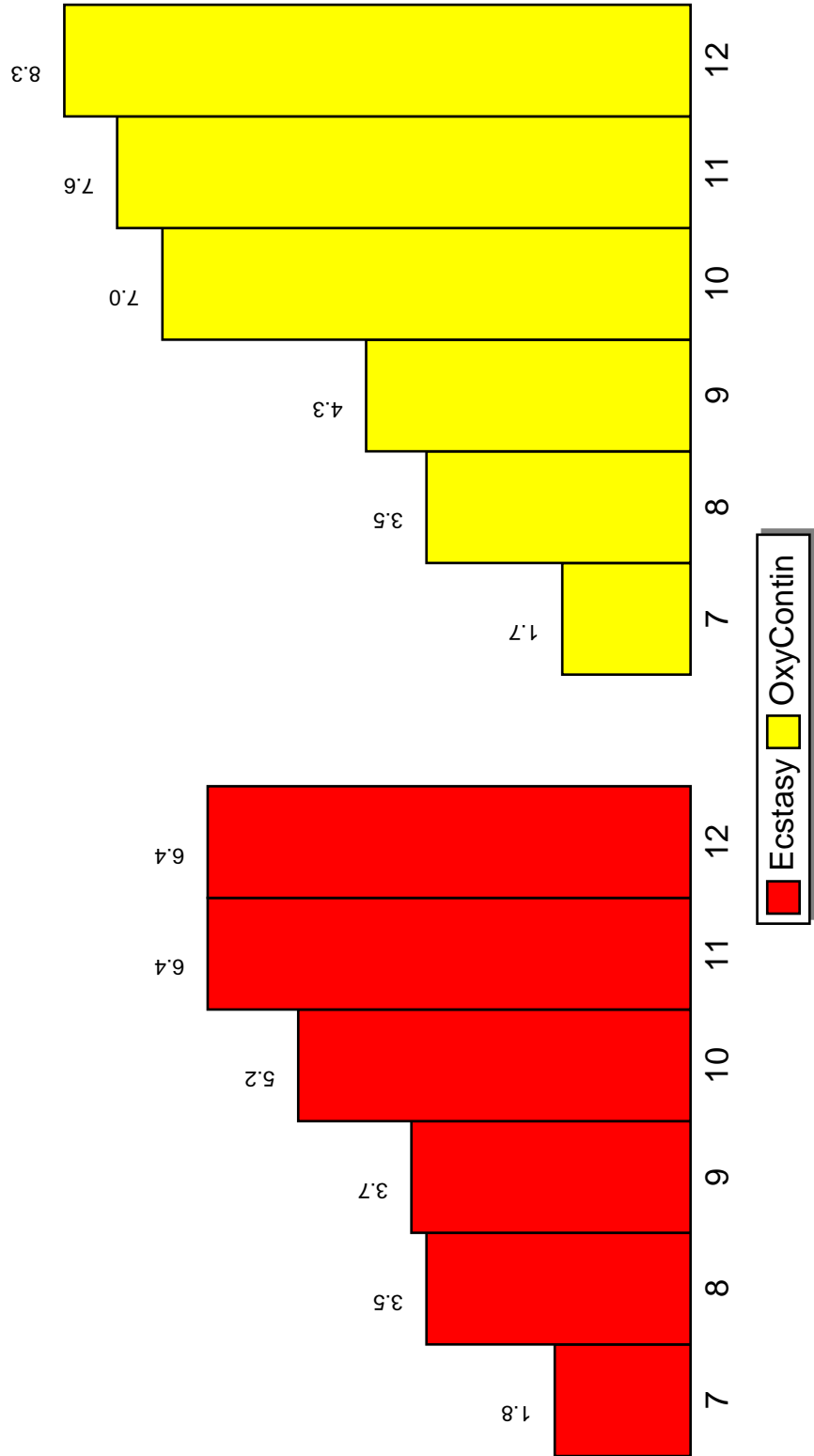
Figure 2.4: % Students Who Use Hallucinogens, Heroin & Steroids Annually



Source: PRIDE Surveys

% Students Who Use Ecstasy & OxyContin Annually

Figure 2.5: % Students Who Use Ecstasy & OxyContin Annually

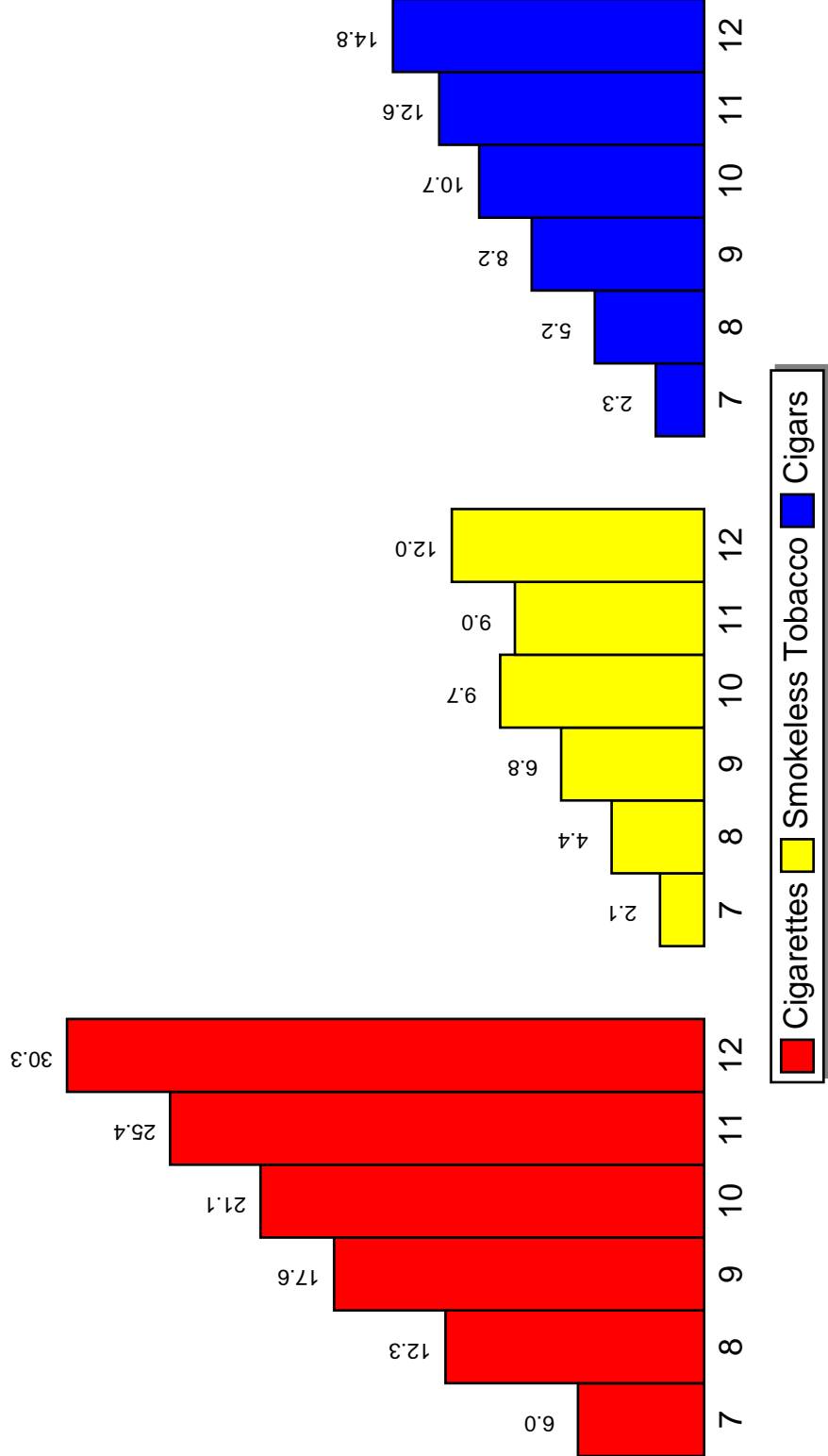


Source: PRIDE Surveys

2.2 Frequency of Use - Monthly

% Students Who Use Cigarettes, Smokeless Tobacco & Cigars Monthly

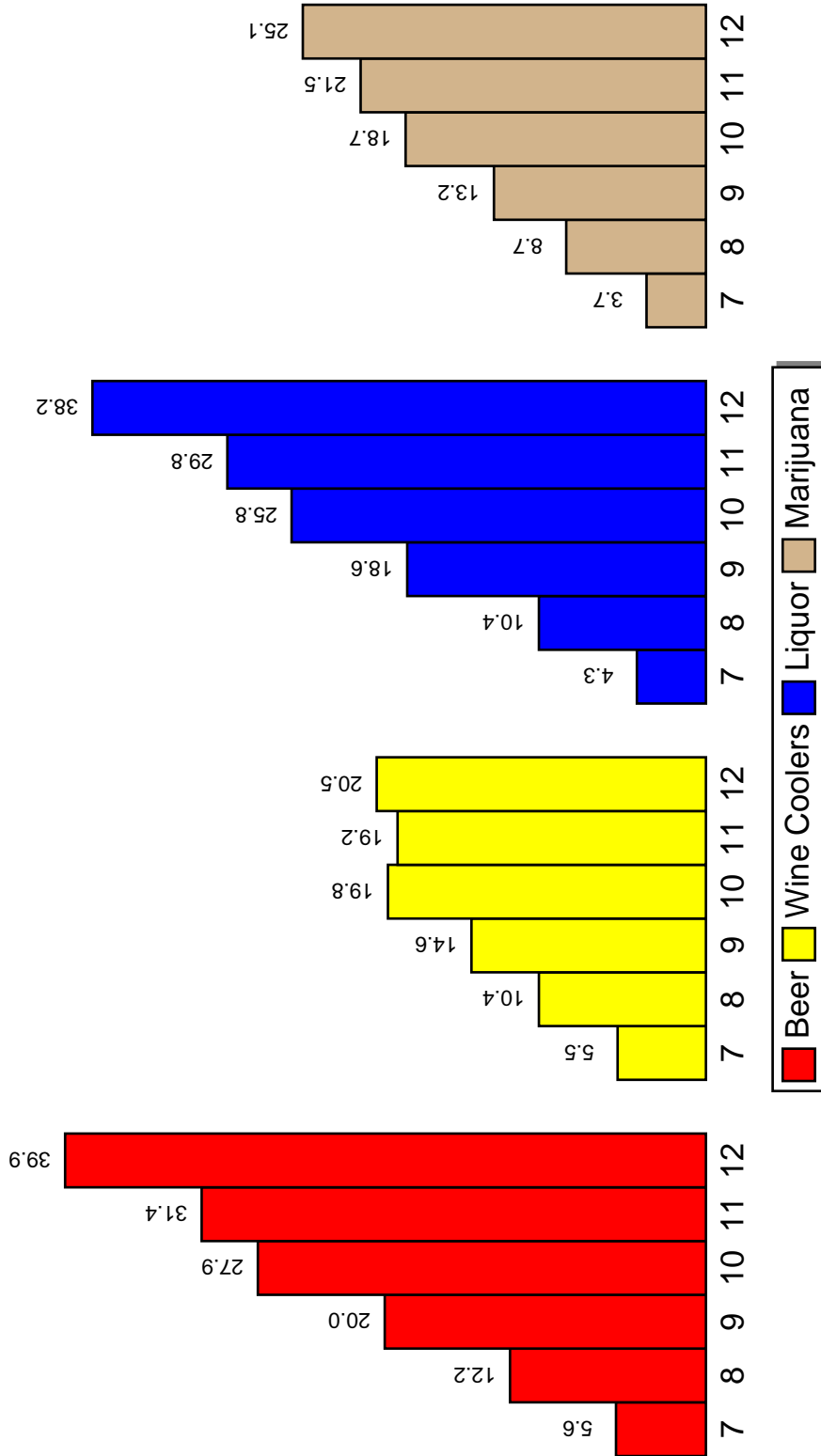
Figure 2.6: % Students Who Use Cigarettes, Smokeless Tobacco & Cigars Monthly



Source: PRIDE Surveys

% Students Who Use Beer, Wine Coolers, Liquor & Marijuana Monthly

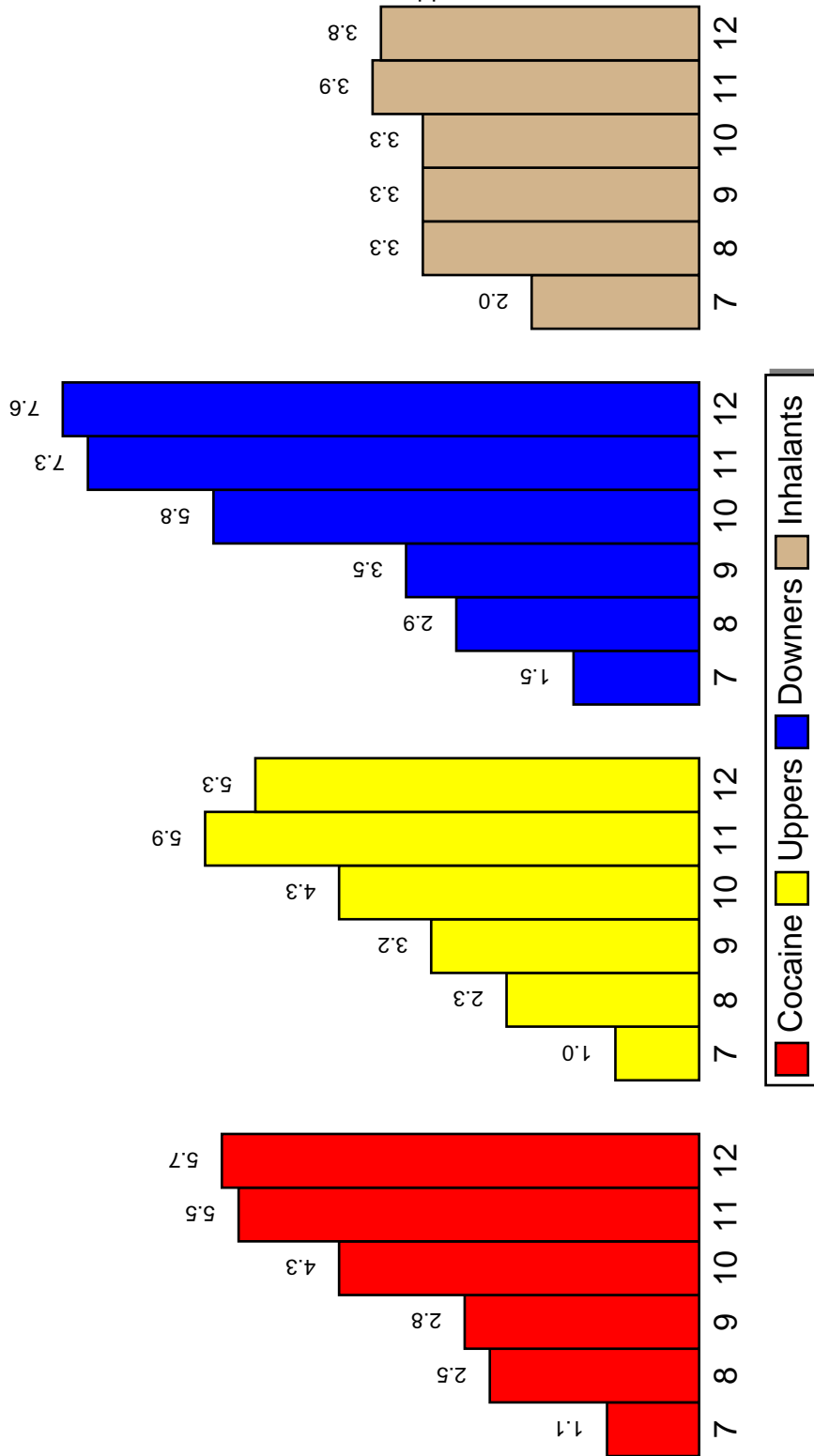
Figure 2.7: % Students Who Use Beer, Wine Coolers, Liquor & Marijuana Monthly



Source: PRIDE Surveys

% Students Who Use Cocaine, Uppers, Downers & Inhalants Monthly

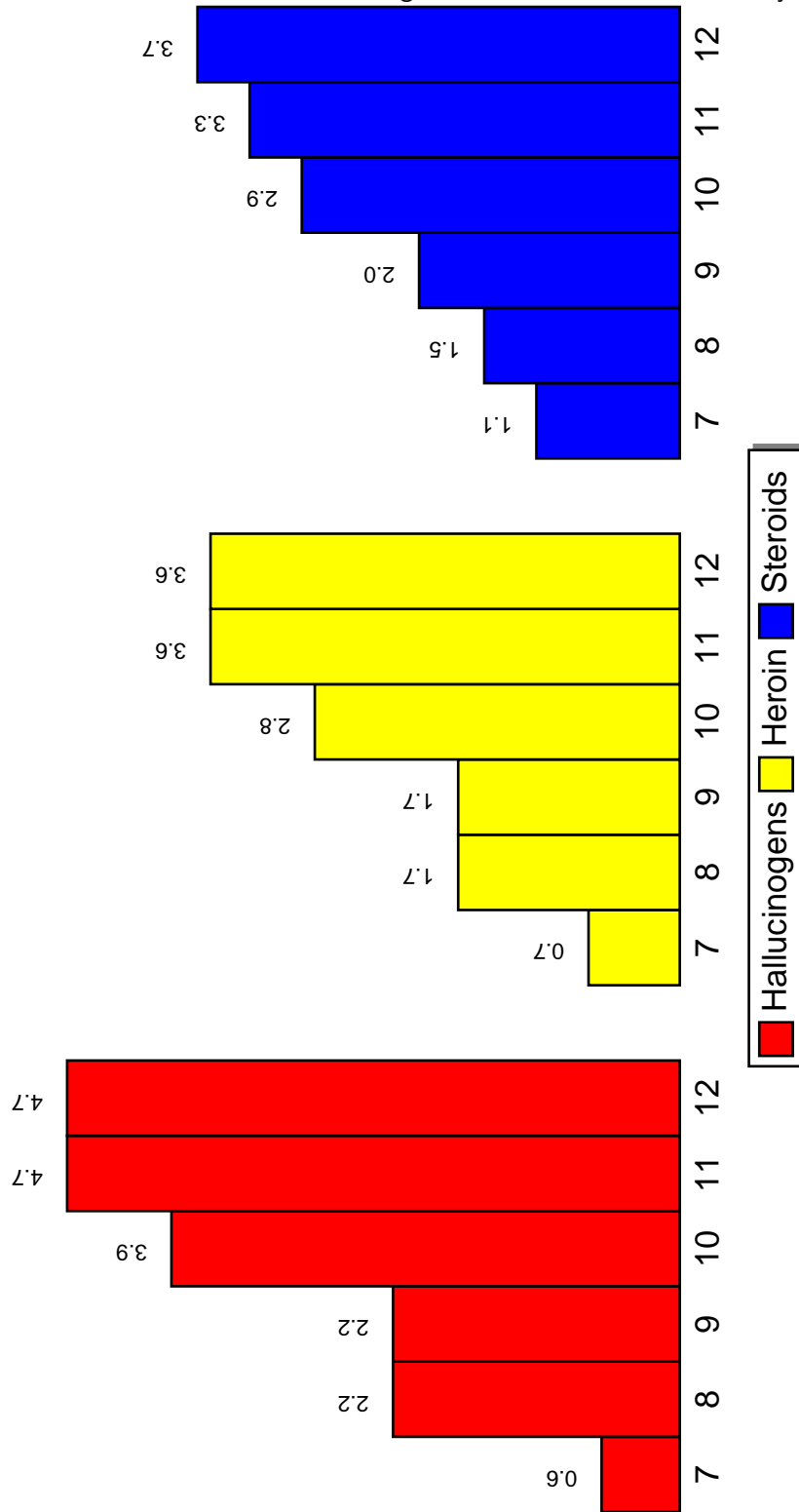
Figure 2.8: % Students Who Use Cocaine, Uppers, Downers & Inhalants Monthly



Source: PRIDE Surveys

% Students Who Use Hallucinogens, Heroin & Steroids Monthly

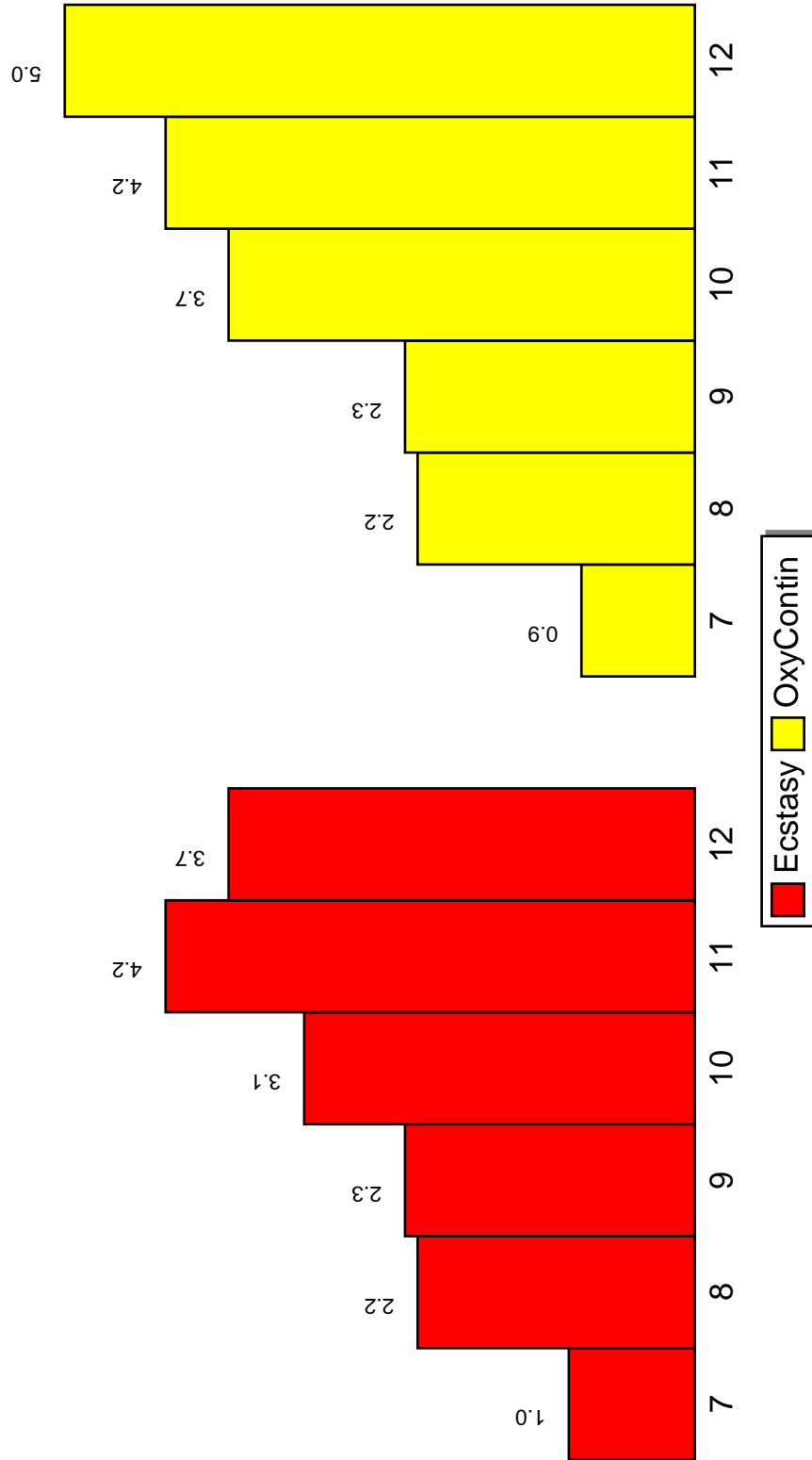
Figure 2.9: % Students Who Use Hallucinogens, Heroin & Steroids Monthly



Source: PRIDE Surveys

% Students Who Use Ecstasy & OxyContin Monthly

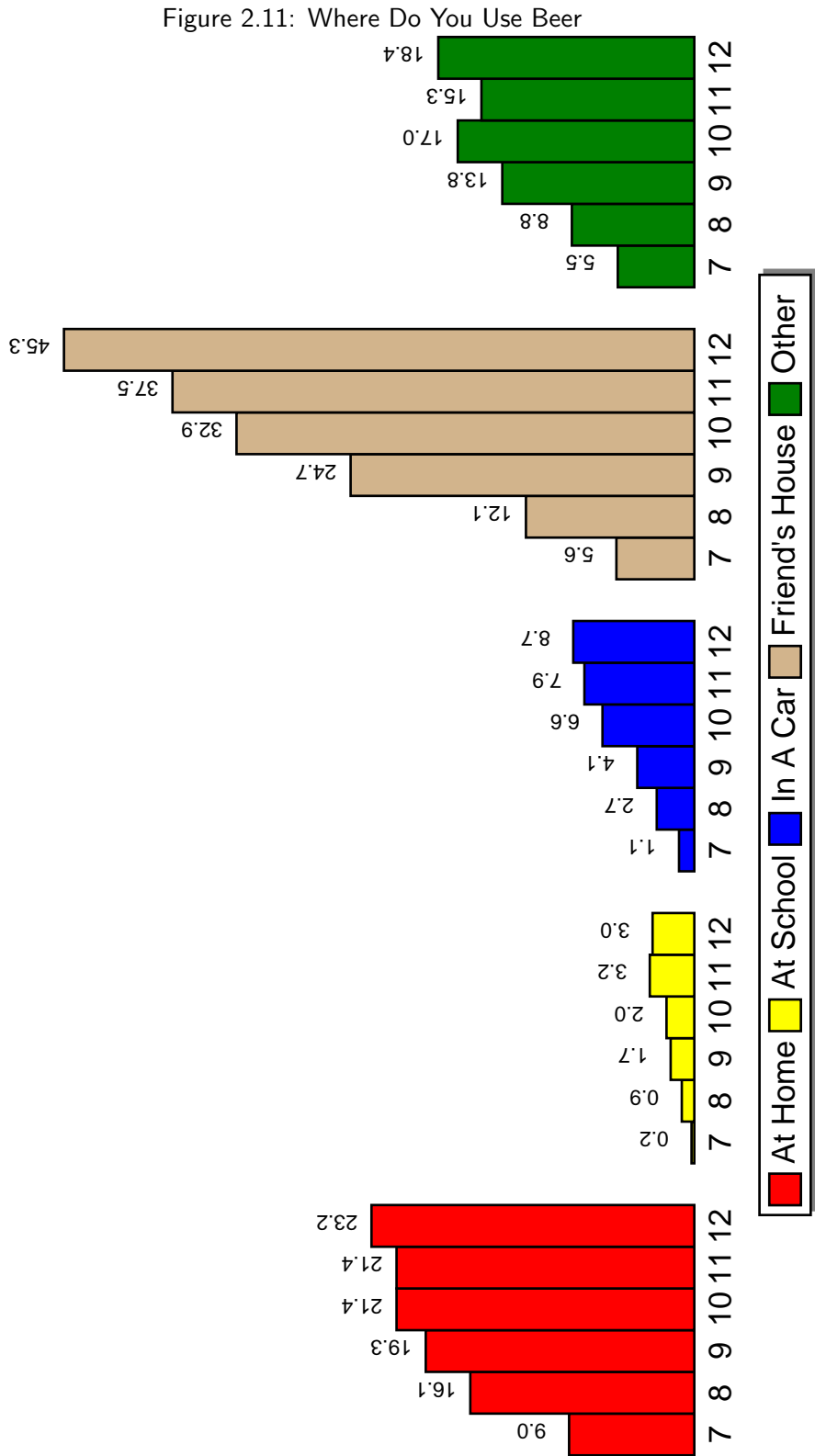
Figure 2.10: % Students Who Use Ecstasy & OxyContin Monthly



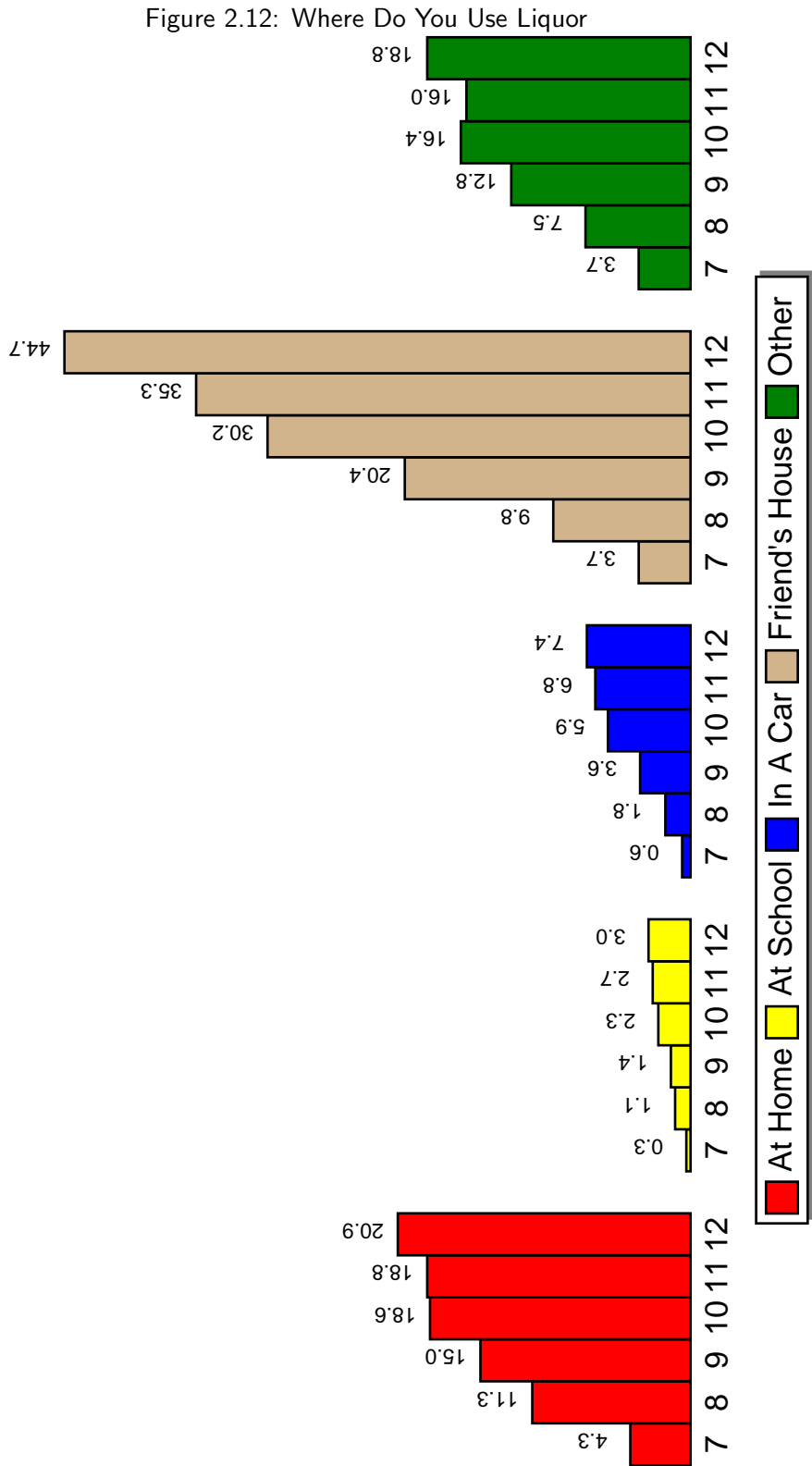
Source: PRIDE Surveys

2.3 Where Do You Use

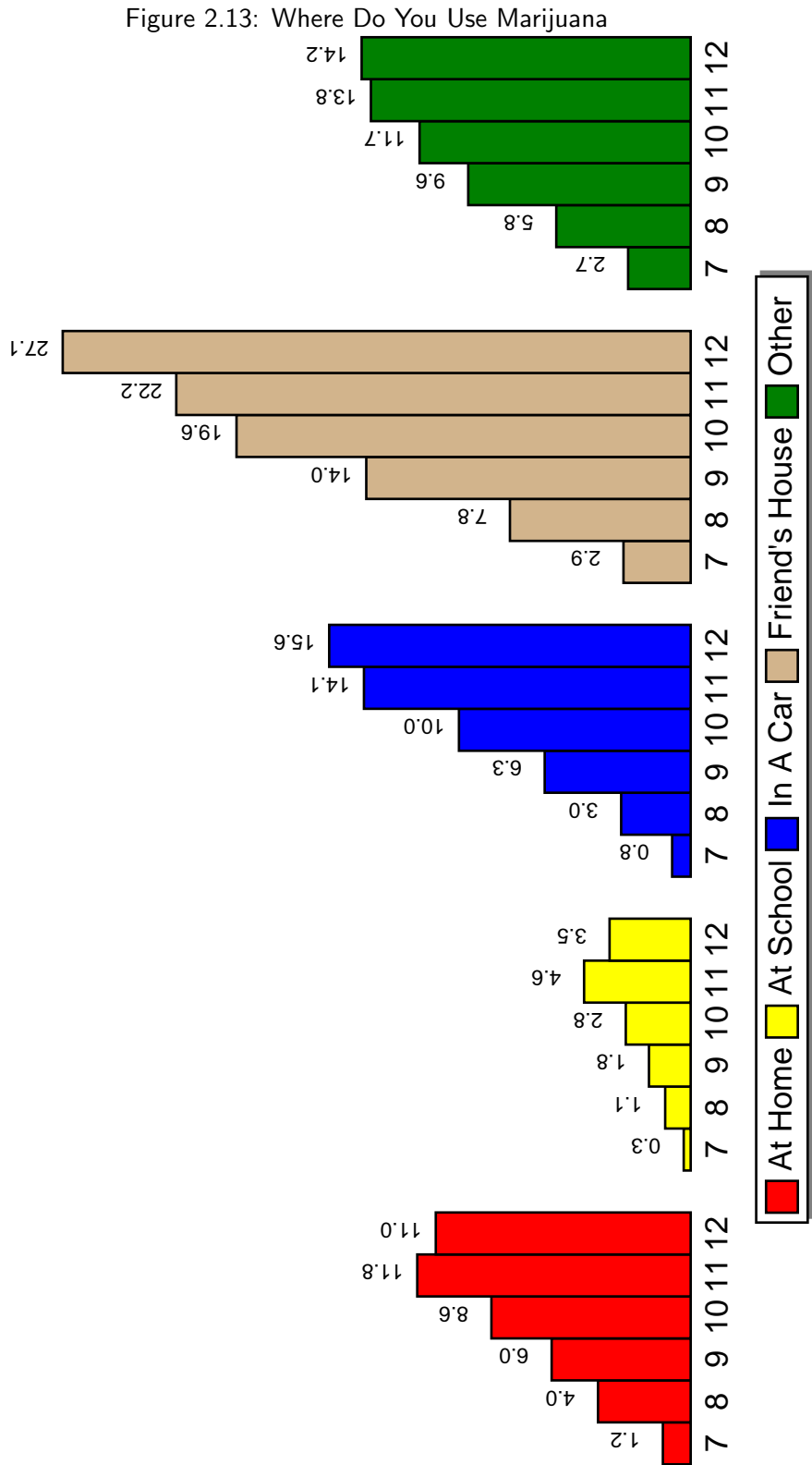
Where Do You Use Beer



Where Do You Use Liquor

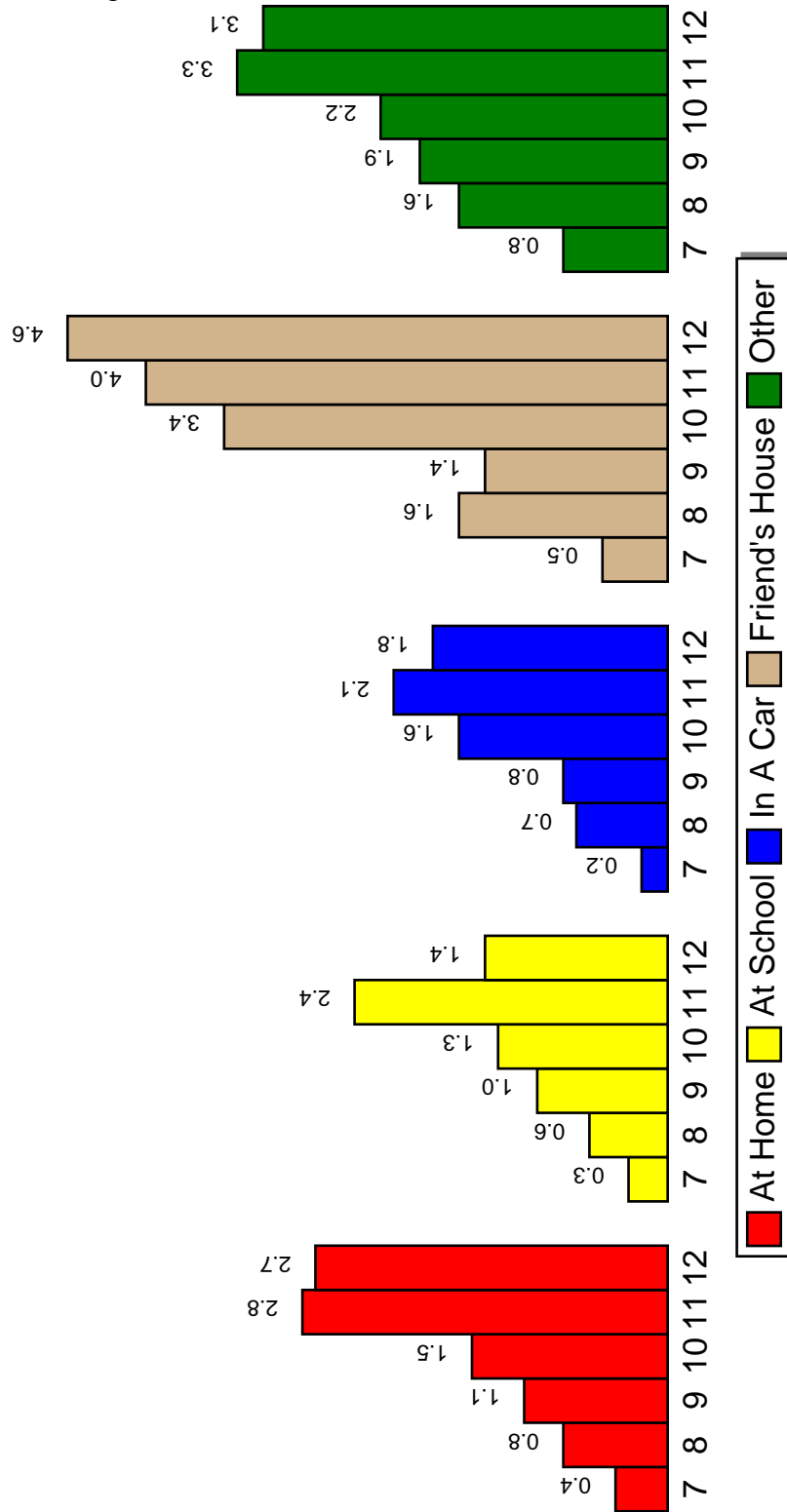


Where Do You Use Marijuana



Where Do You Use Cocaine

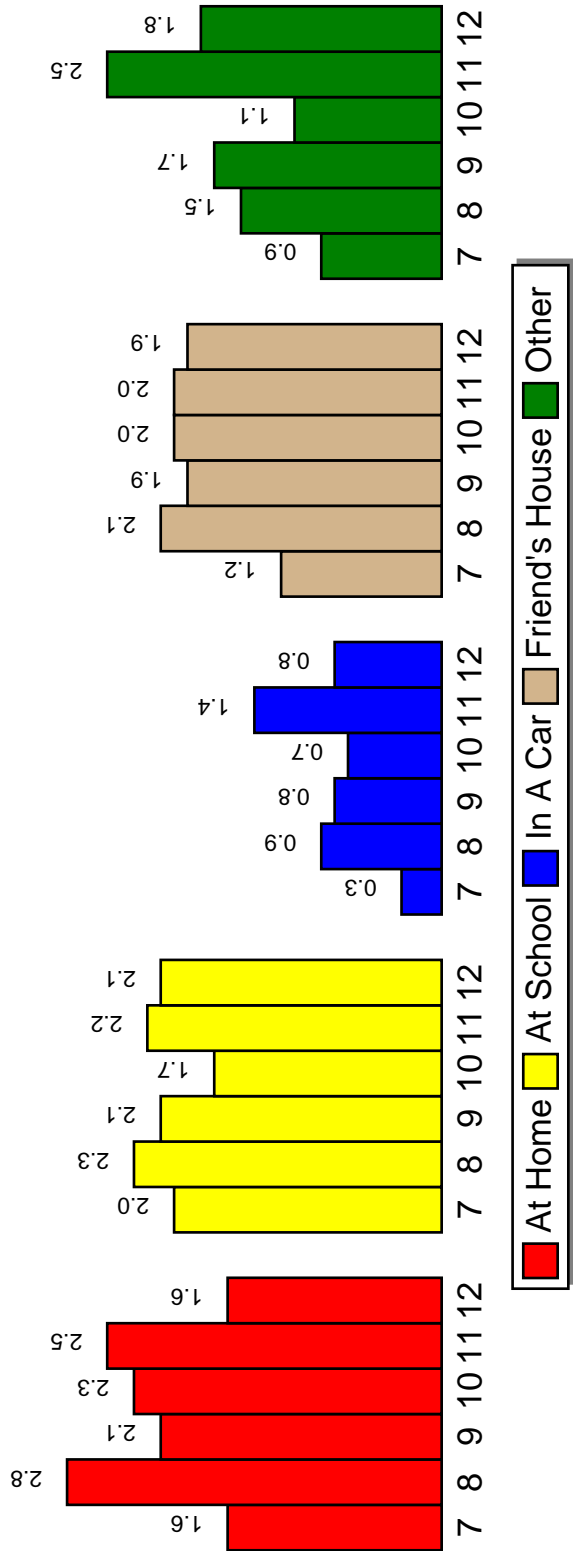
Figure 2.14: Where Do You Use Cocaine



Source: PRIDE Surveys

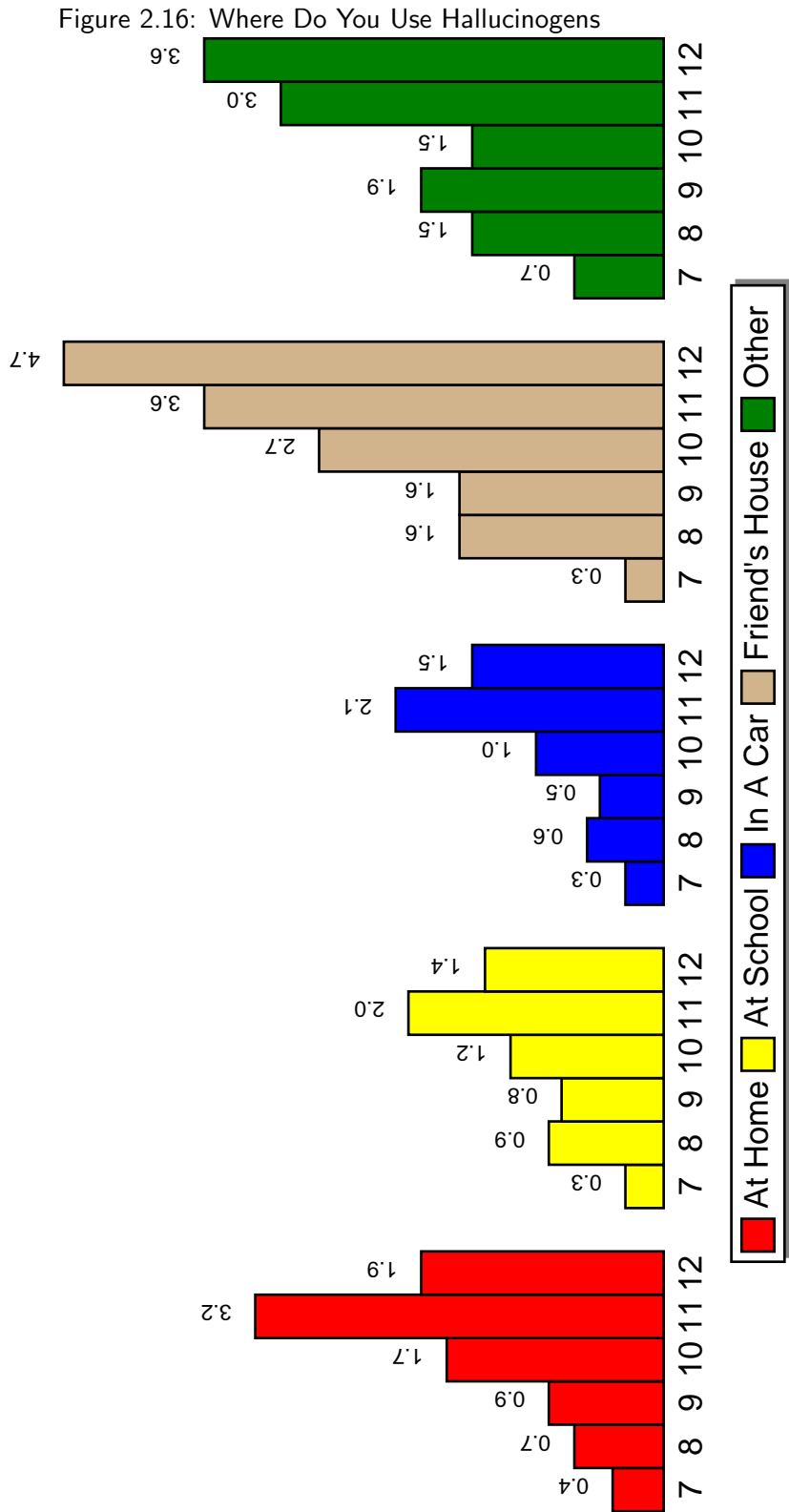
Where Do You Use Inhalants

Figure 2.15: Where Do You Use Inhalants



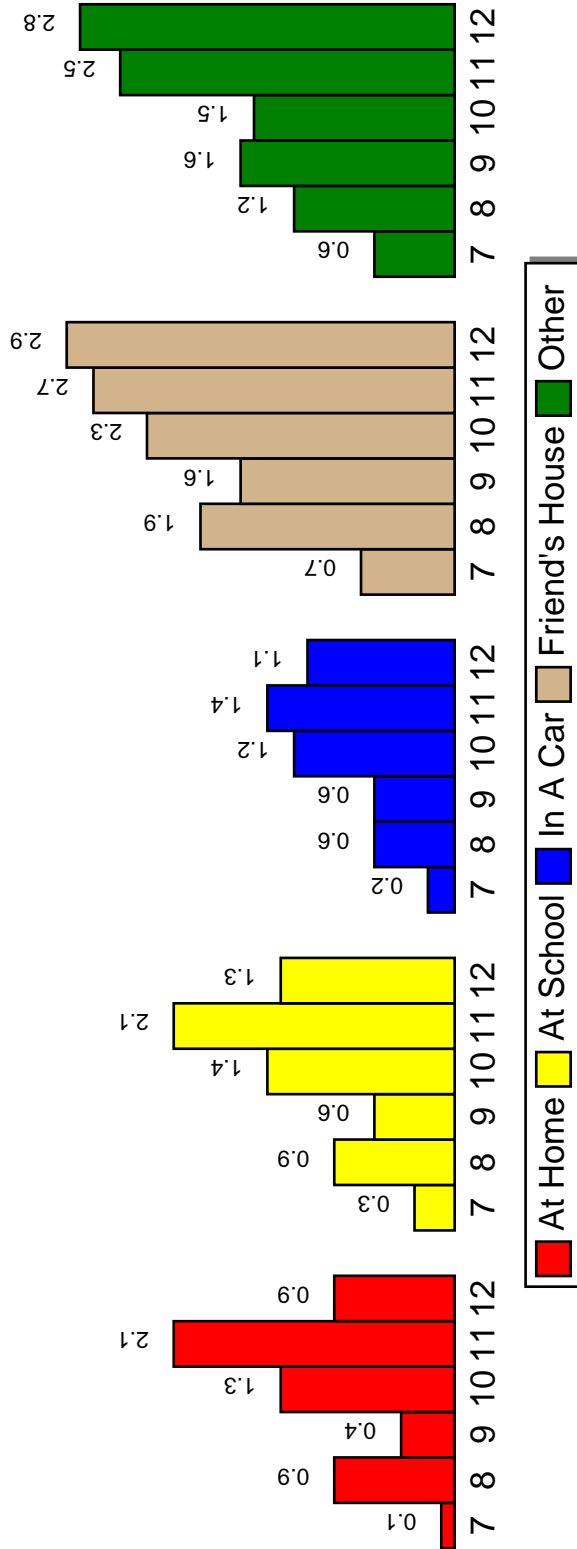
Source: PRIDE Surveys

Where Do You Use Hallucinogens



Where Do You Use Ecstasy

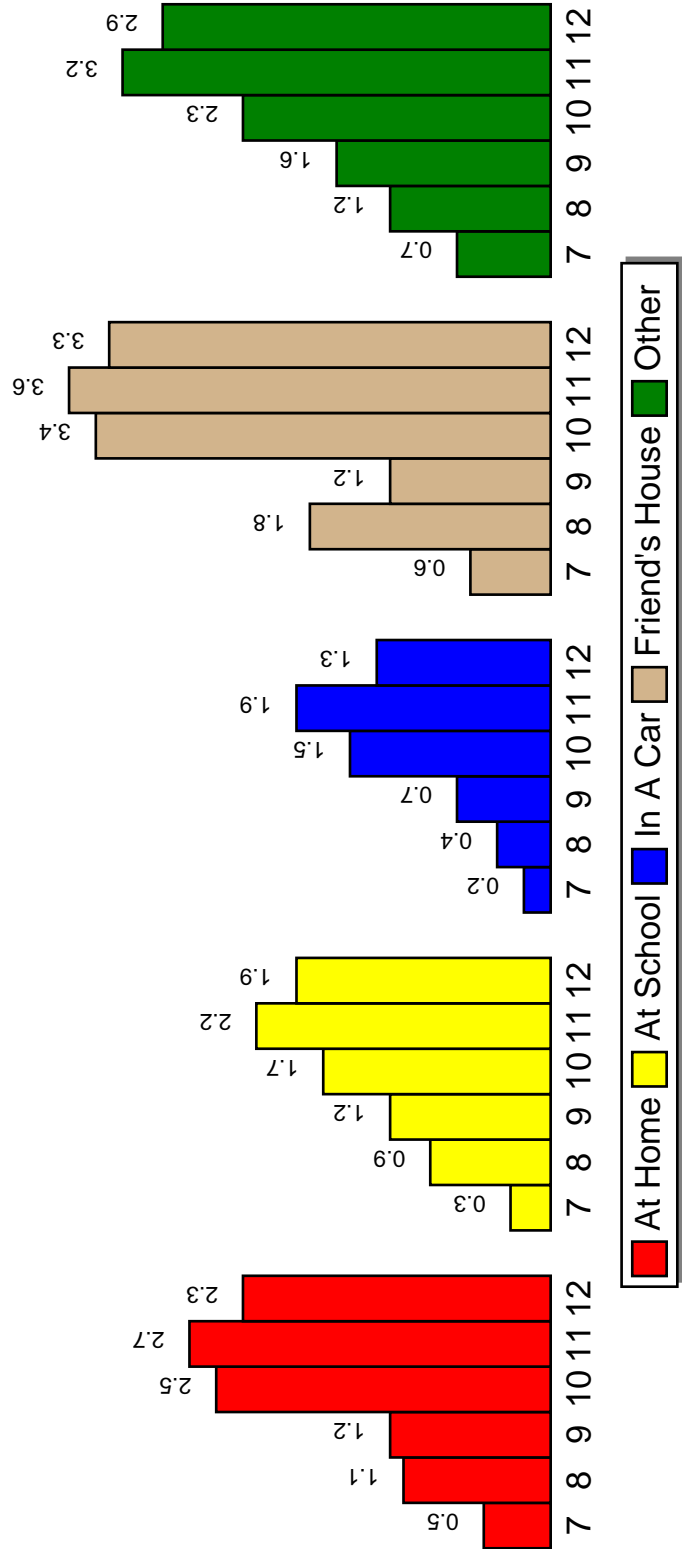
Figure 2.17: Where Do You Use Ecstasy



Source: PRIDE Surveys

Where Do You Use OxyContin

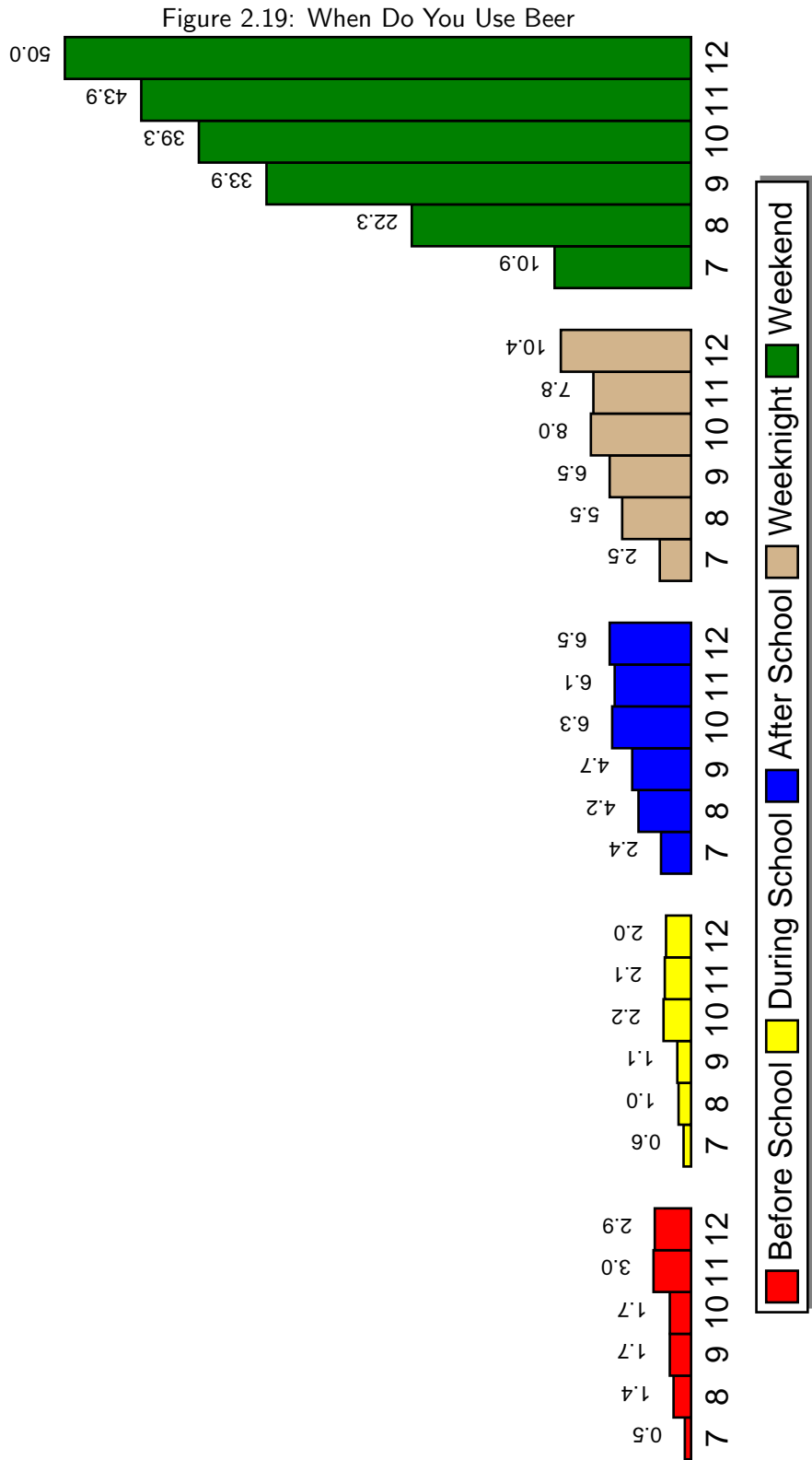
Figure 2.18: Where Do You Use OxyContin



Source: PRIDE Surveys

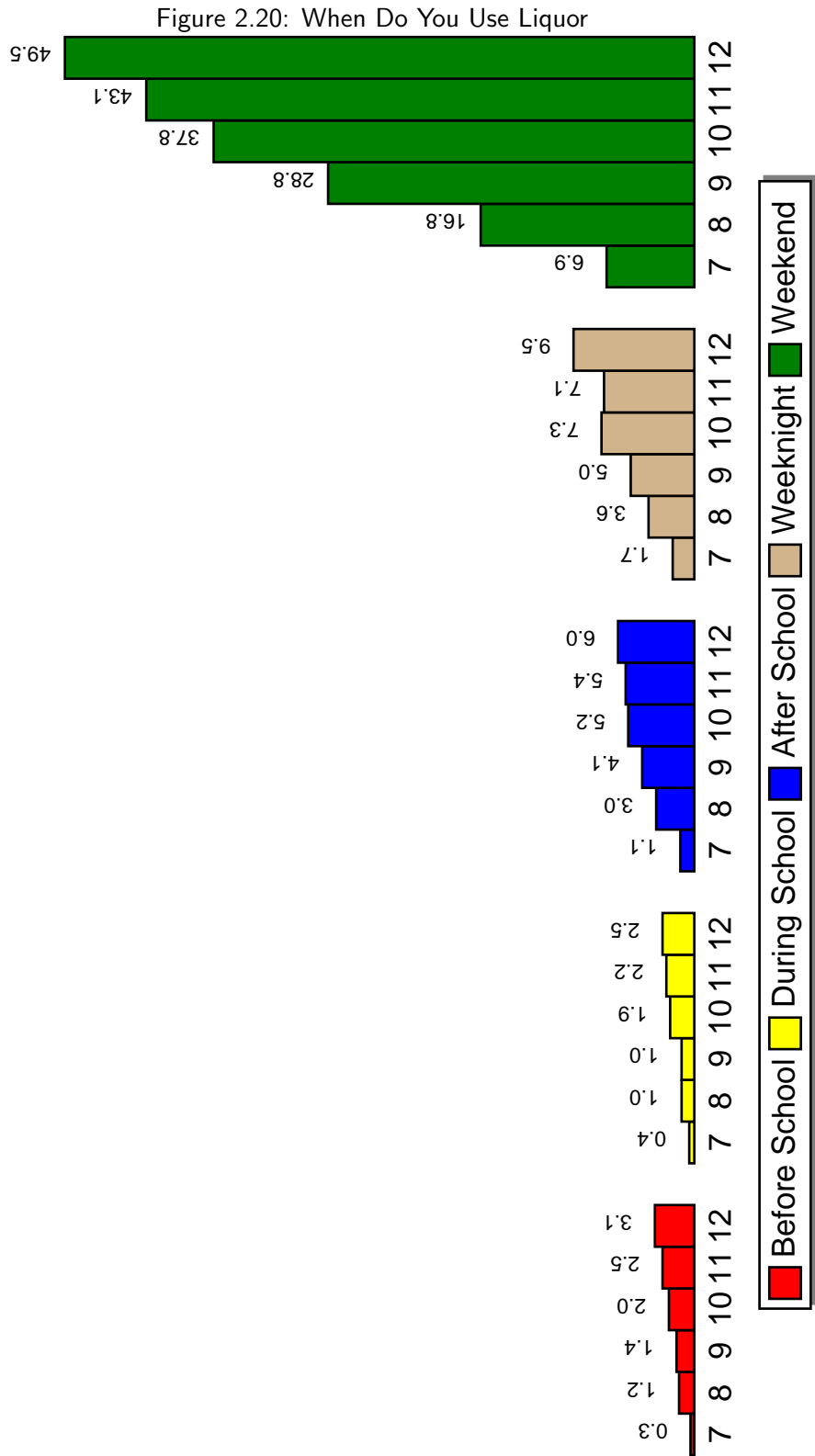
2.4 When Do You Use

When Do You Use Beer



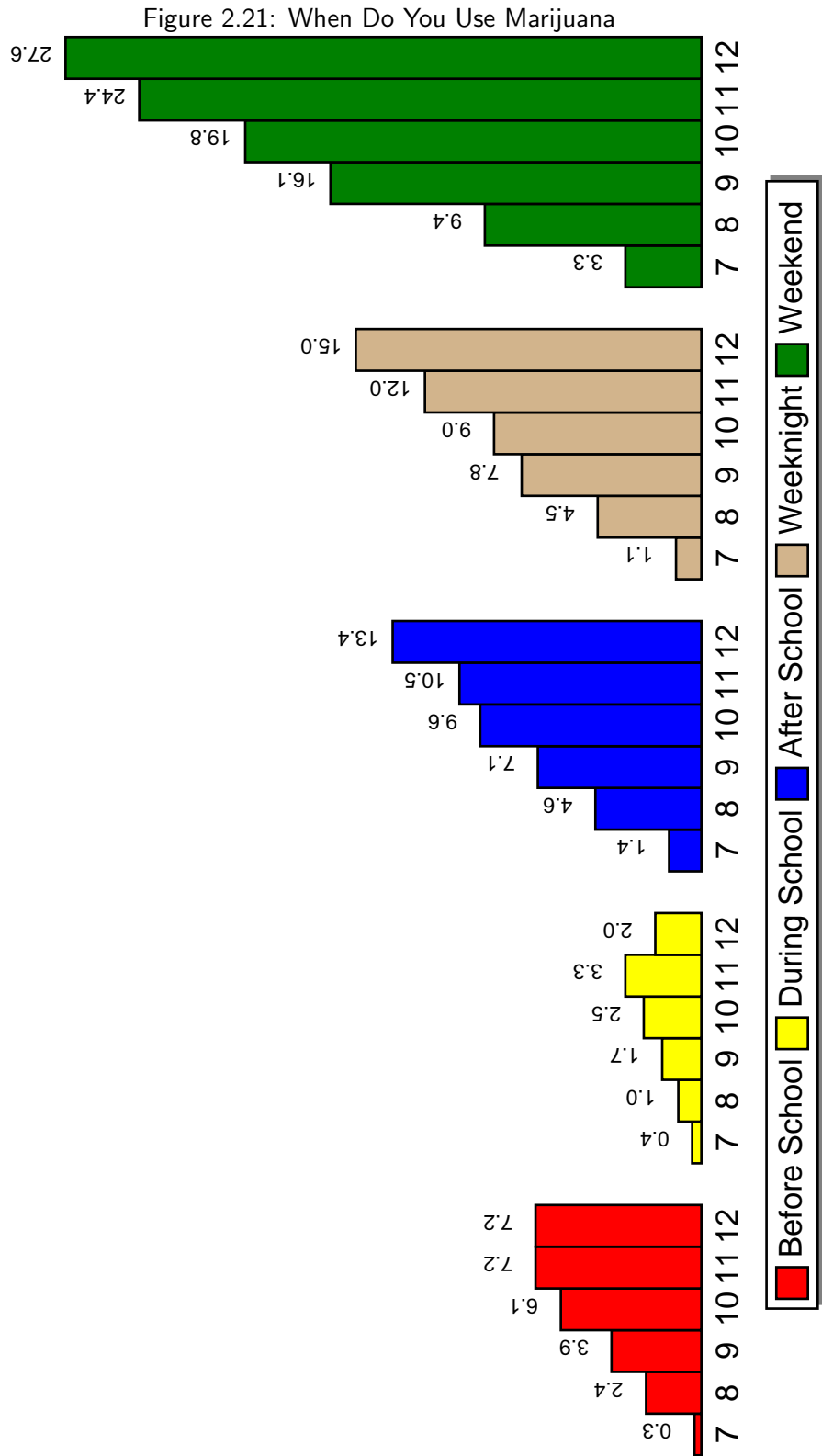
Source: PRIDE Surveys

When Do You Use Liquor



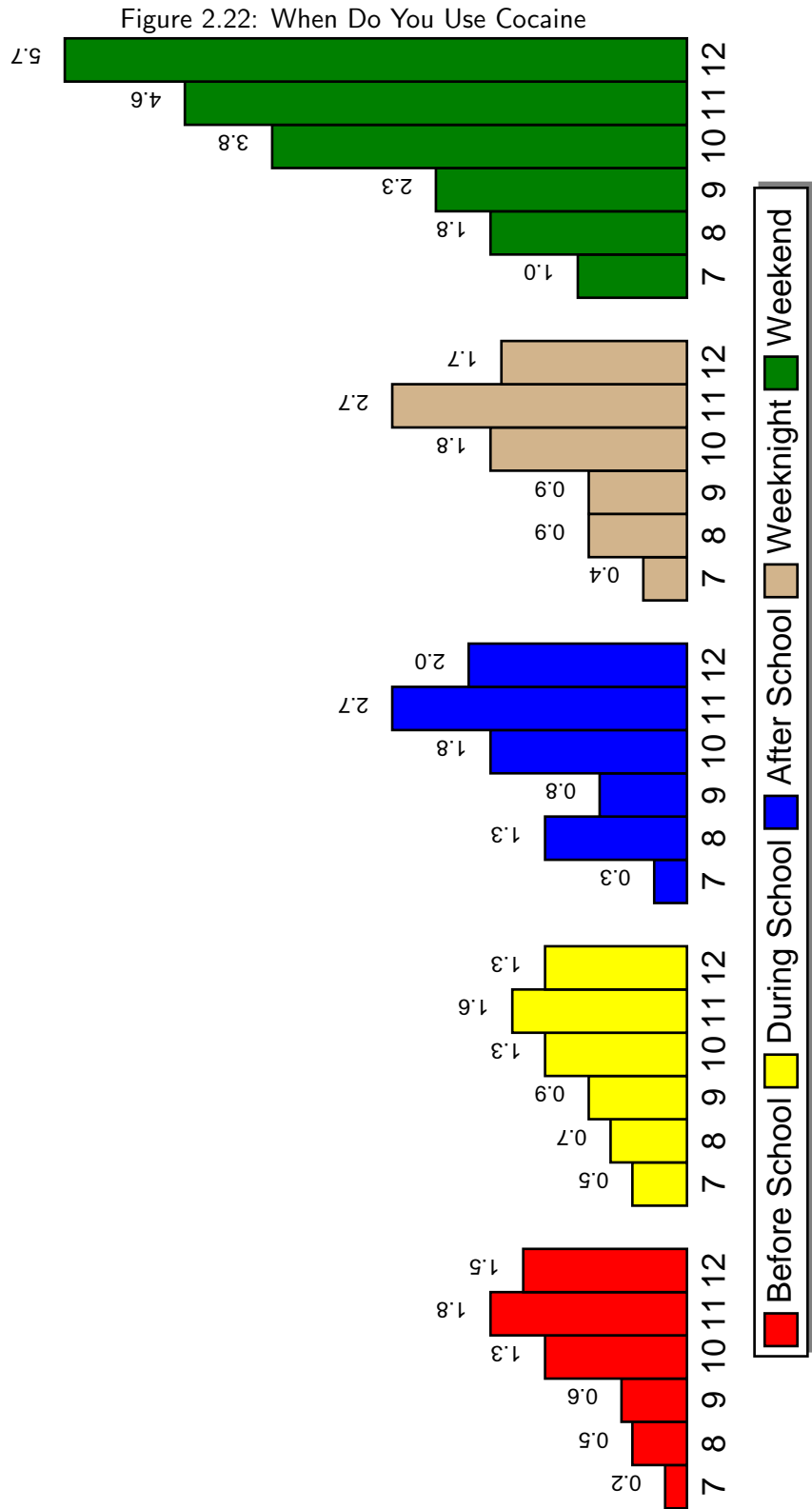
Source: PRIDE Surveys

When Do You Use Marijuana



Source: PRIDE Surveys

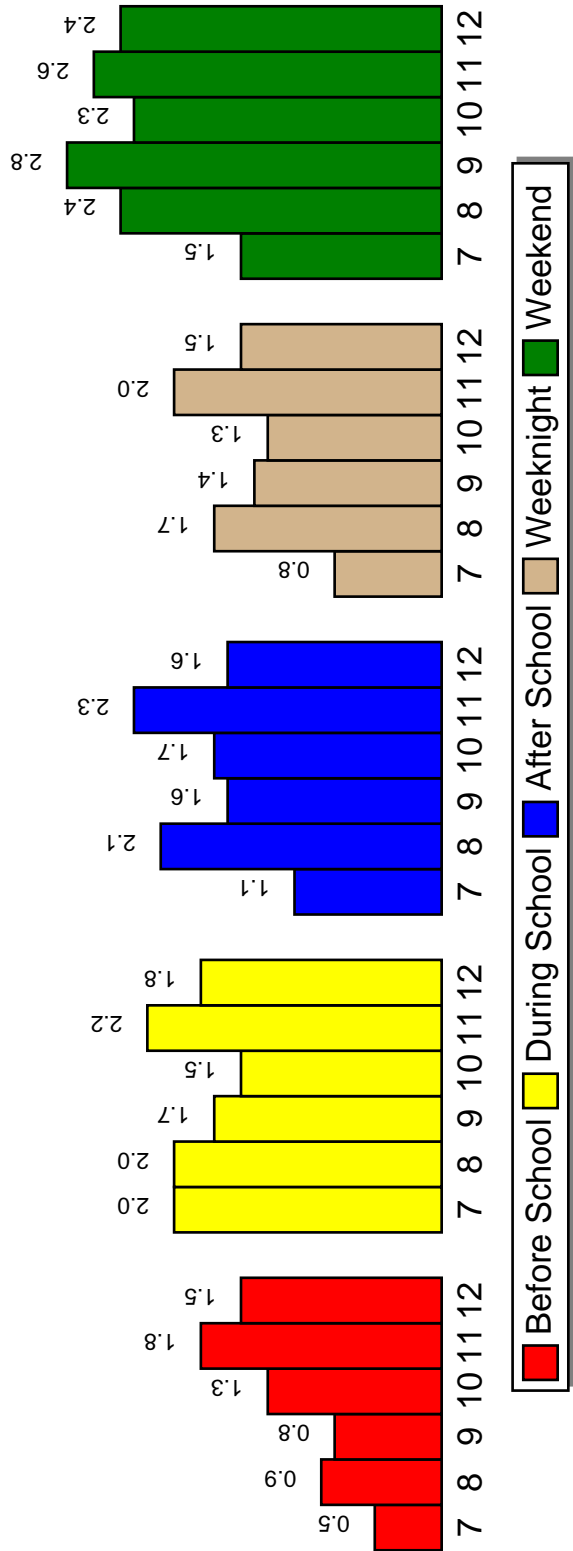
When Do You Use Cocaine



Source: PRIDE Surveys

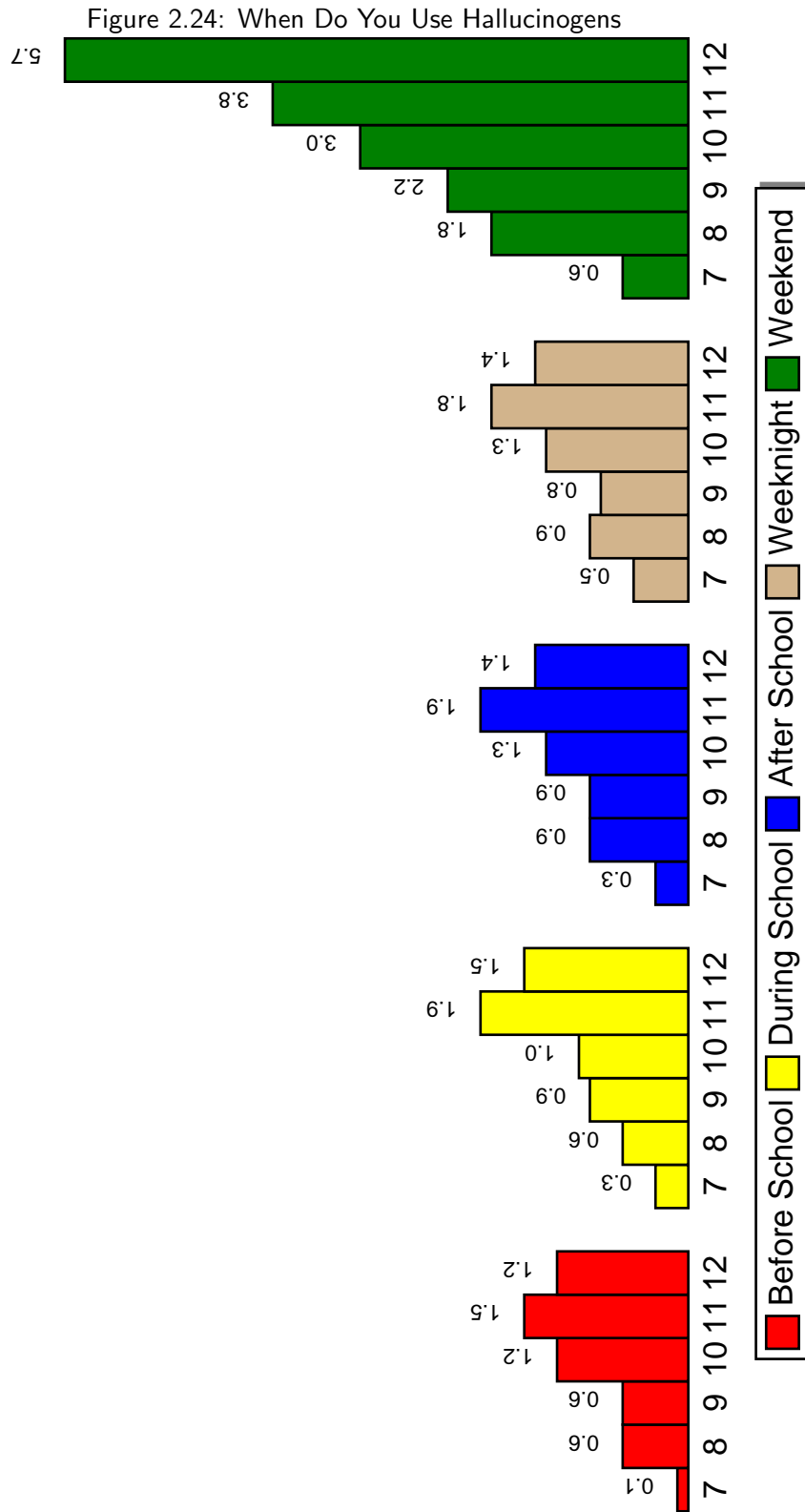
When Do You Use Inhalants

Figure 2.23: When Do You Use Inhalants



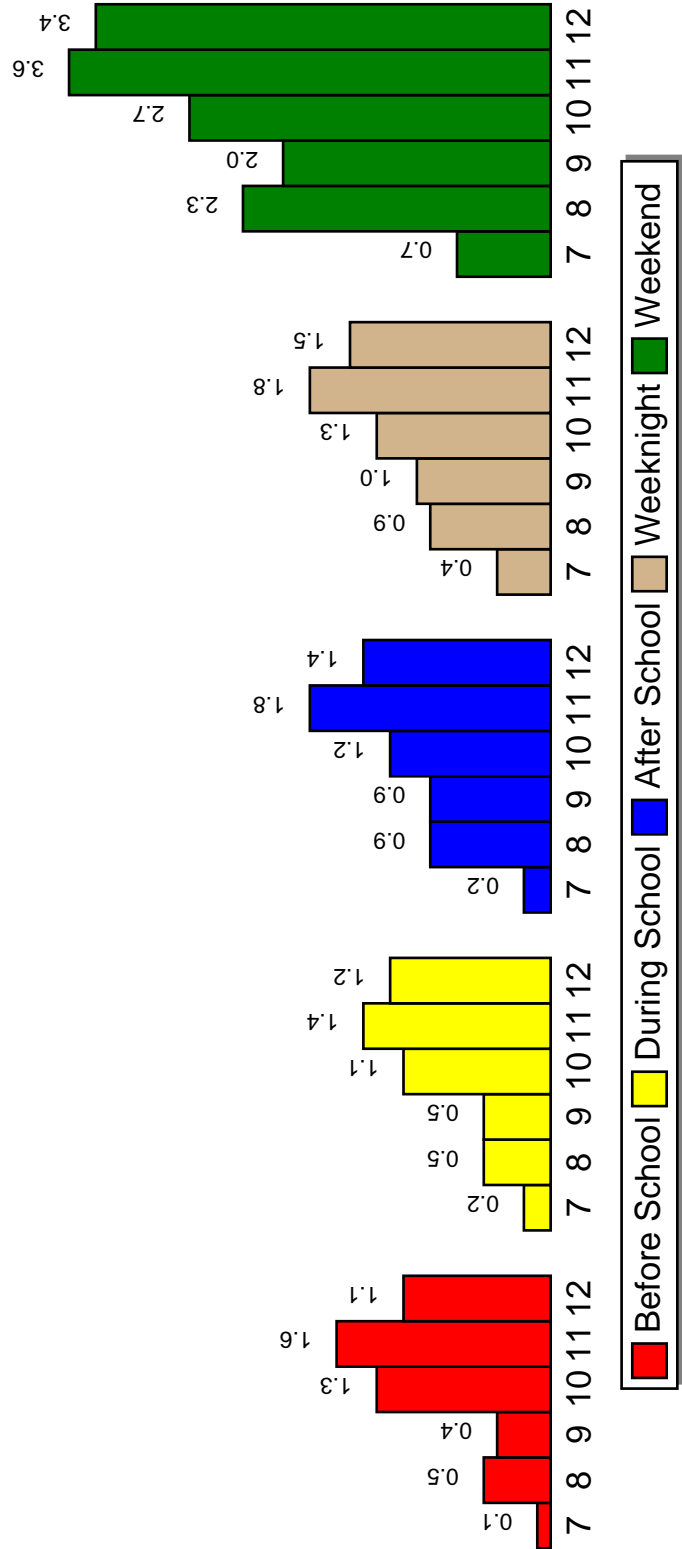
Source: PRIDE Surveys

When Do You Use Hallucinogens



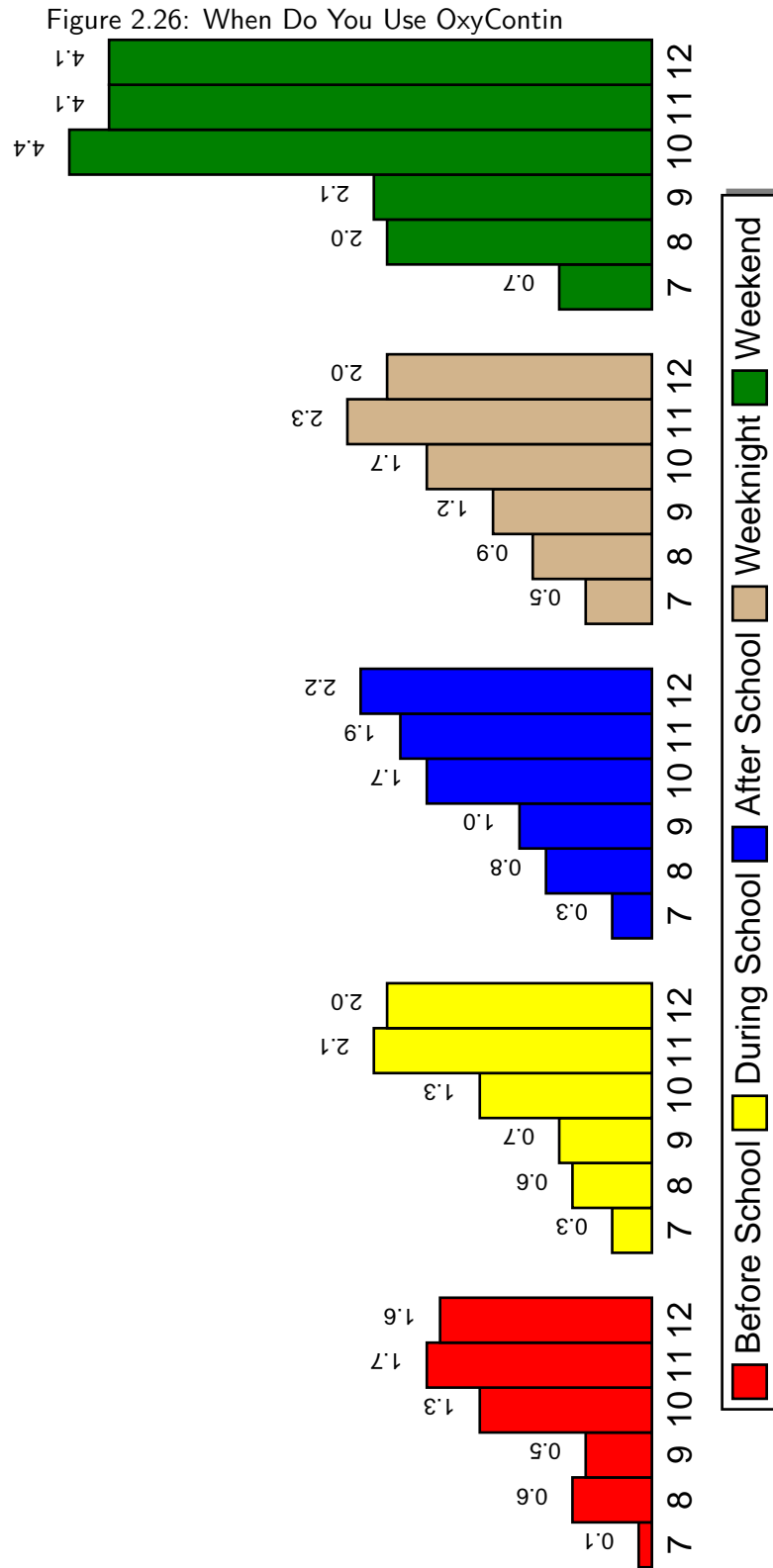
When Do You Use Ecstasy

Figure 2.25: When Do You Use Ecstasy



Source: PRIDE Surveys

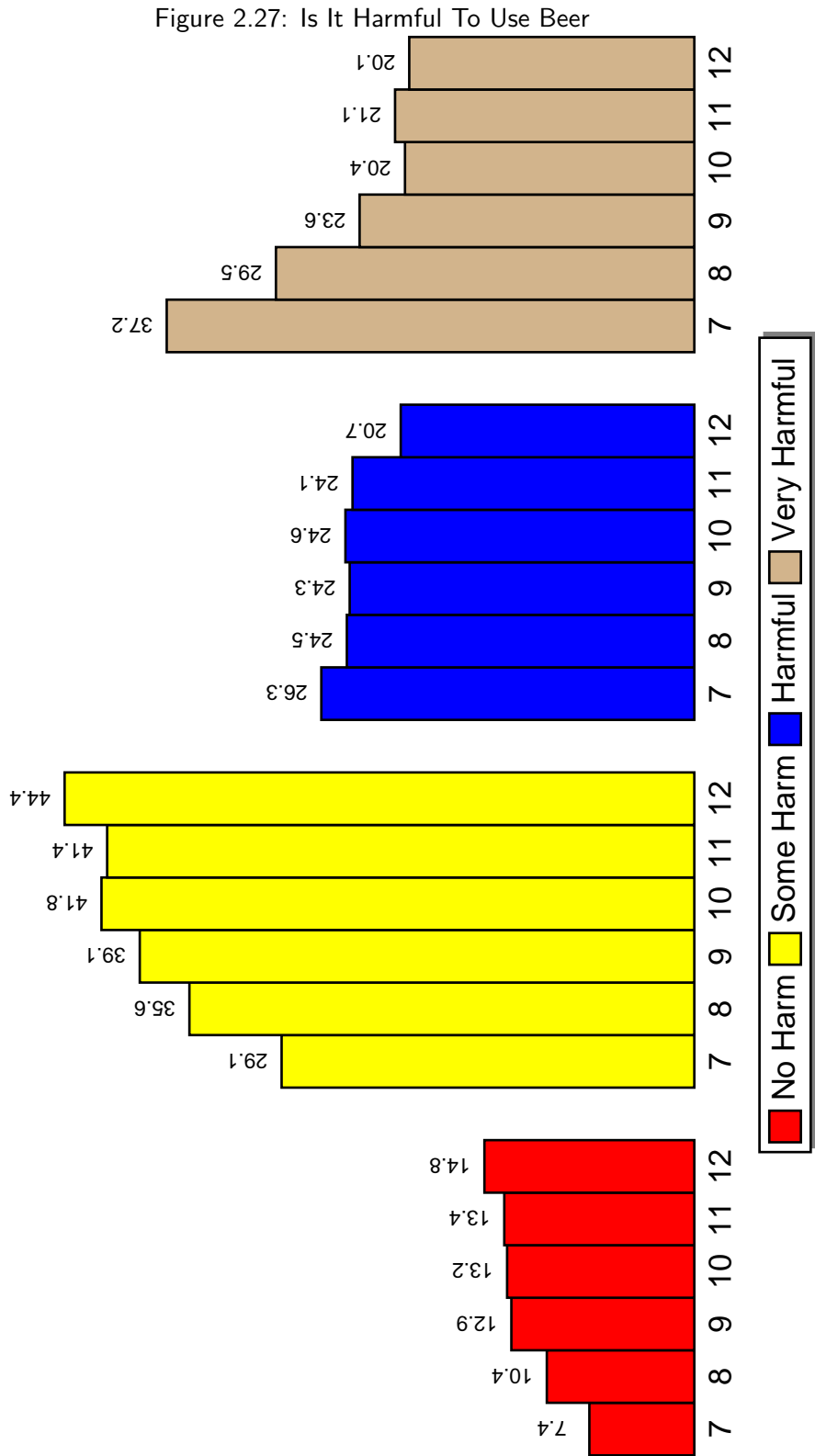
When Do You Use OxyContin



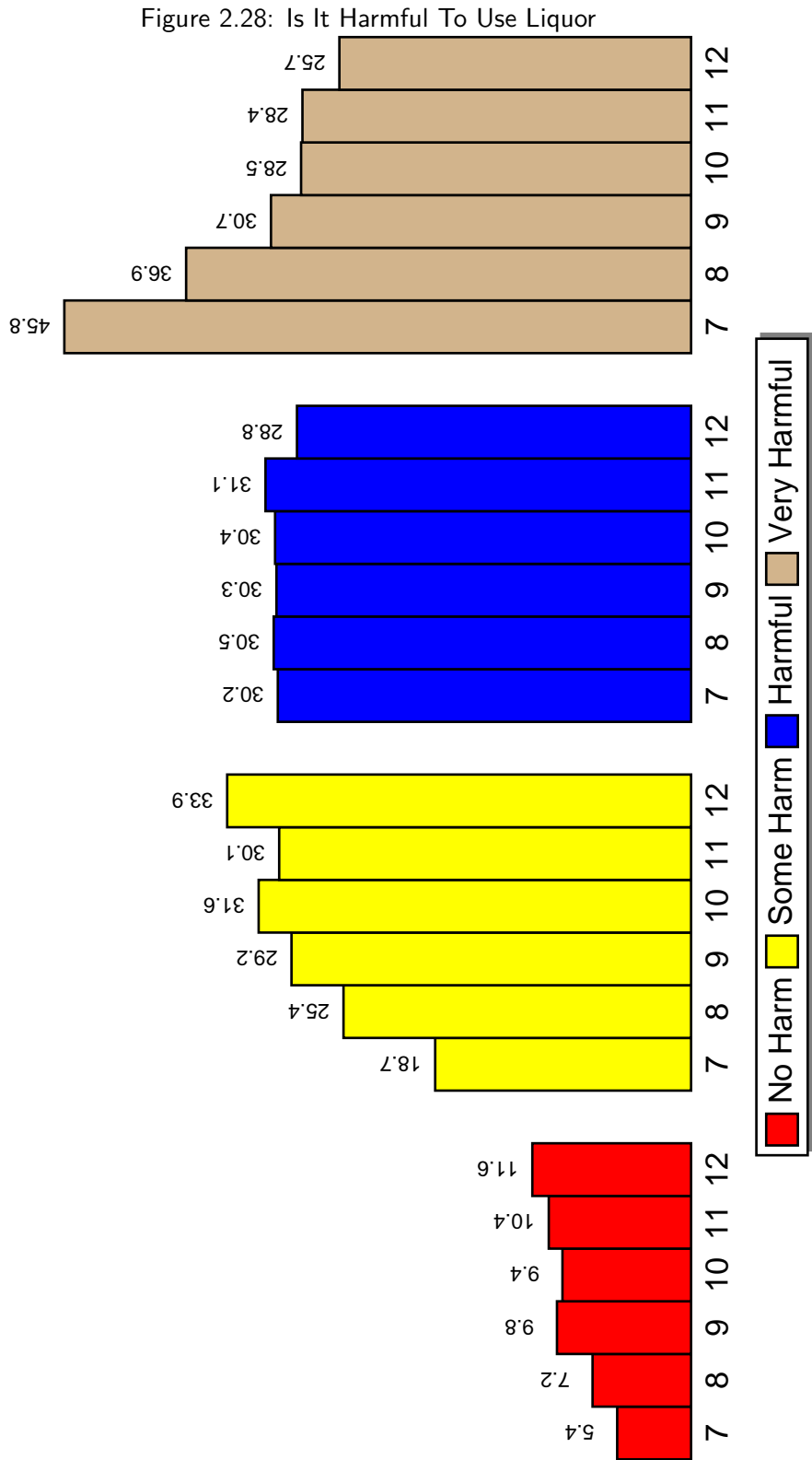
Source: PRIDE Surveys

2.5 Harmfulness to Health

Is It Harmful To Use Beer

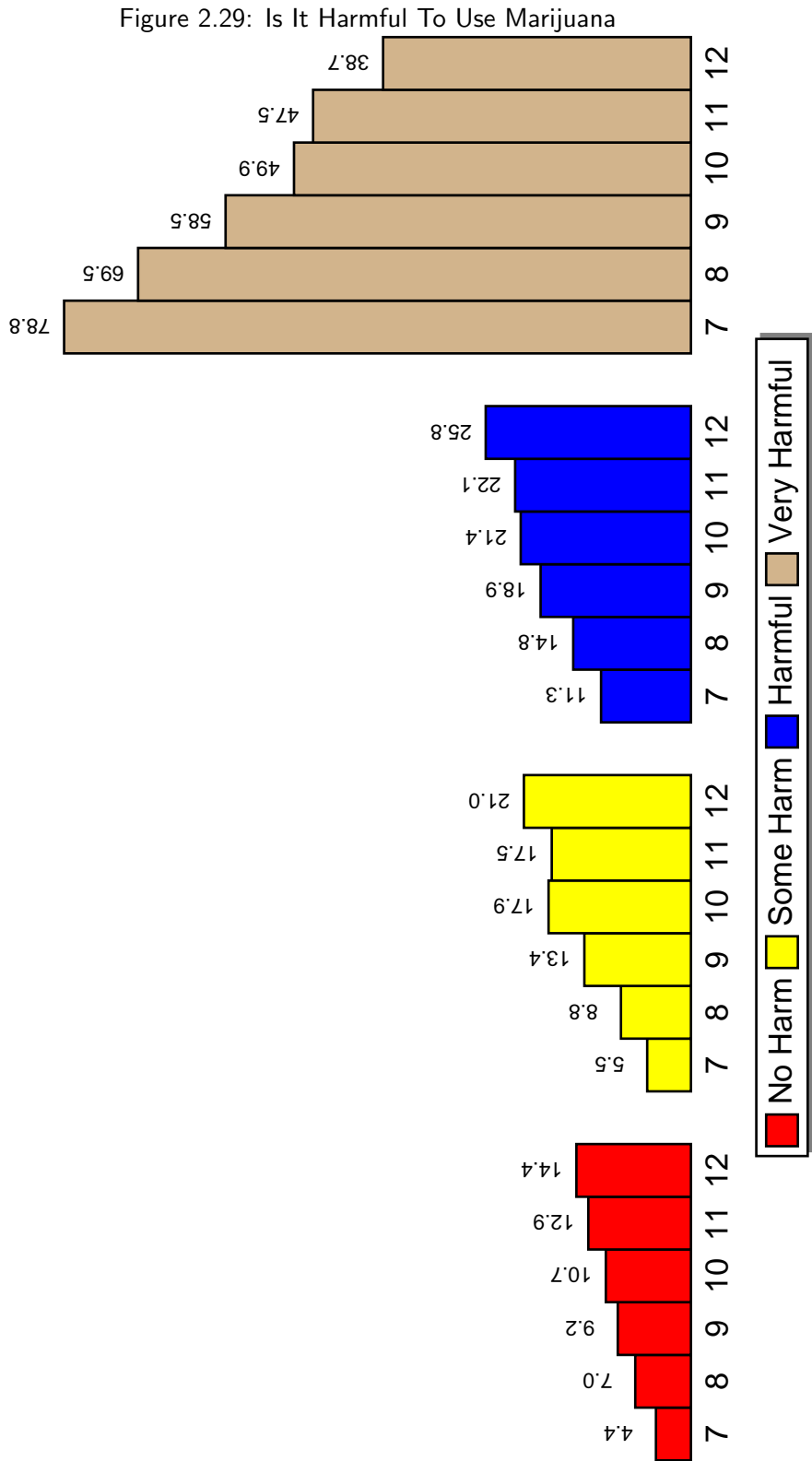


Is It Harmful To Use Liquor

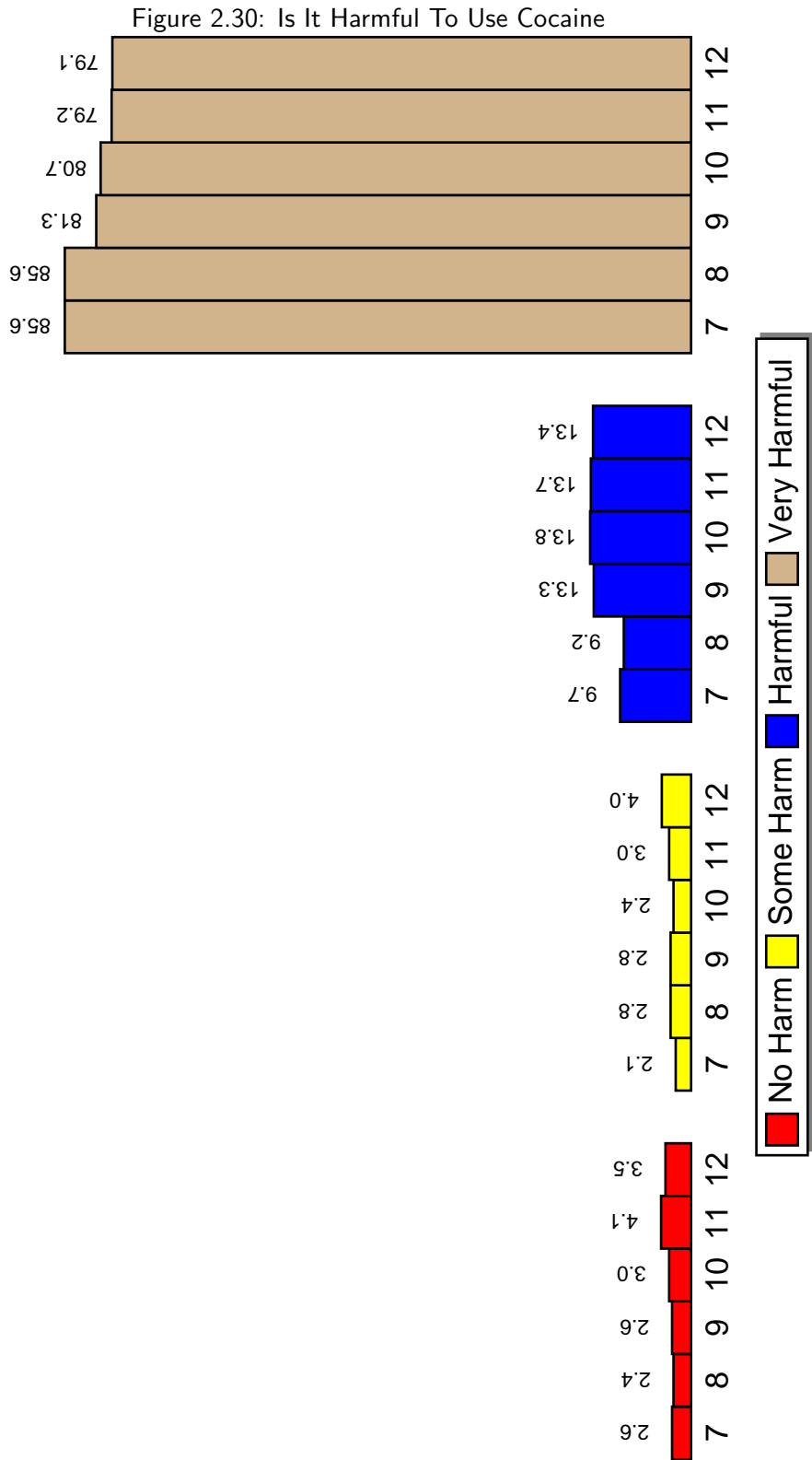


Source: PRIDE Surveys

Is It Harmful To Use Marijuana

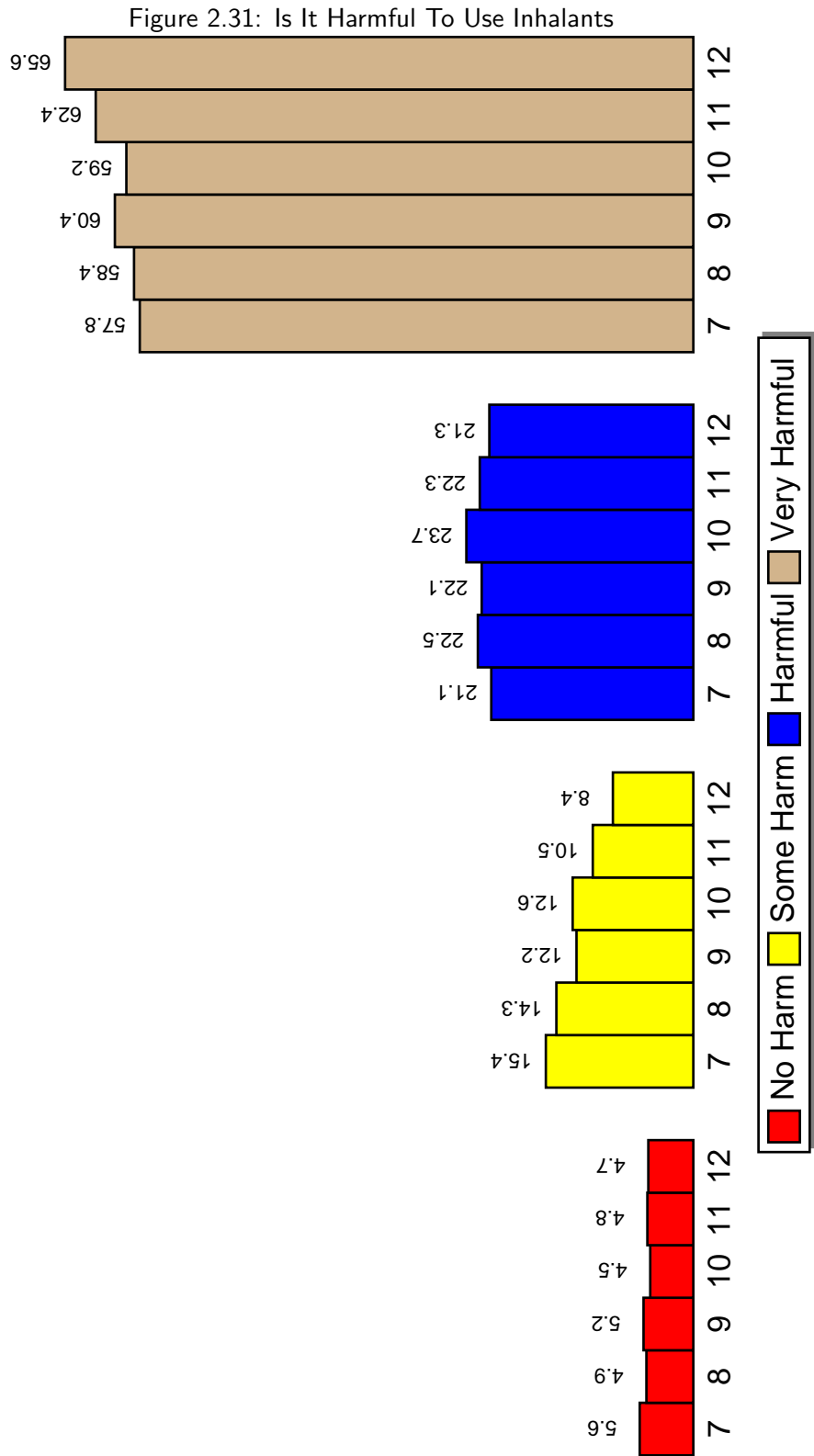


Is It Harmful To Use Cocaine



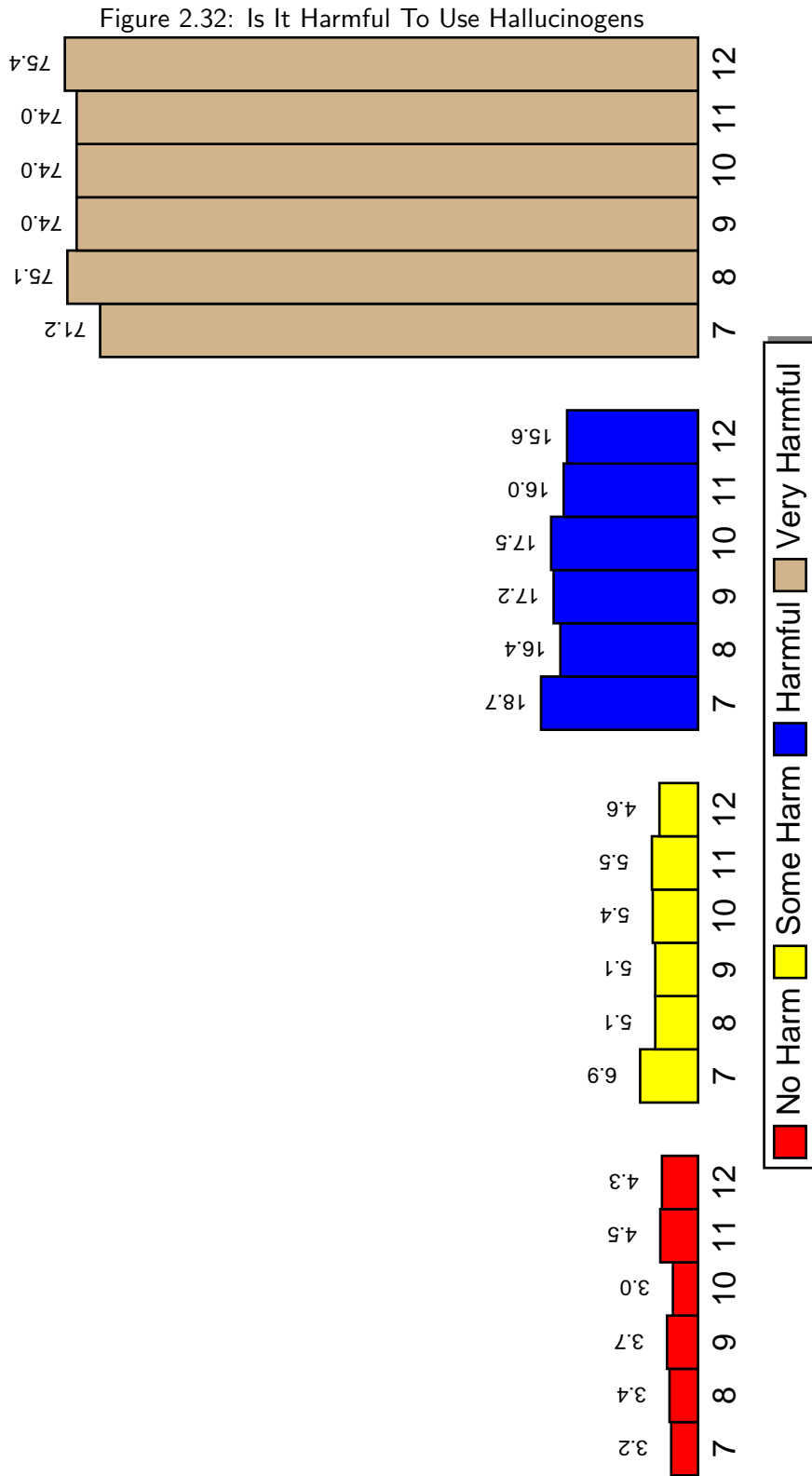
Source: PRIDE Surveys

Is It Harmful To Use Inhalants



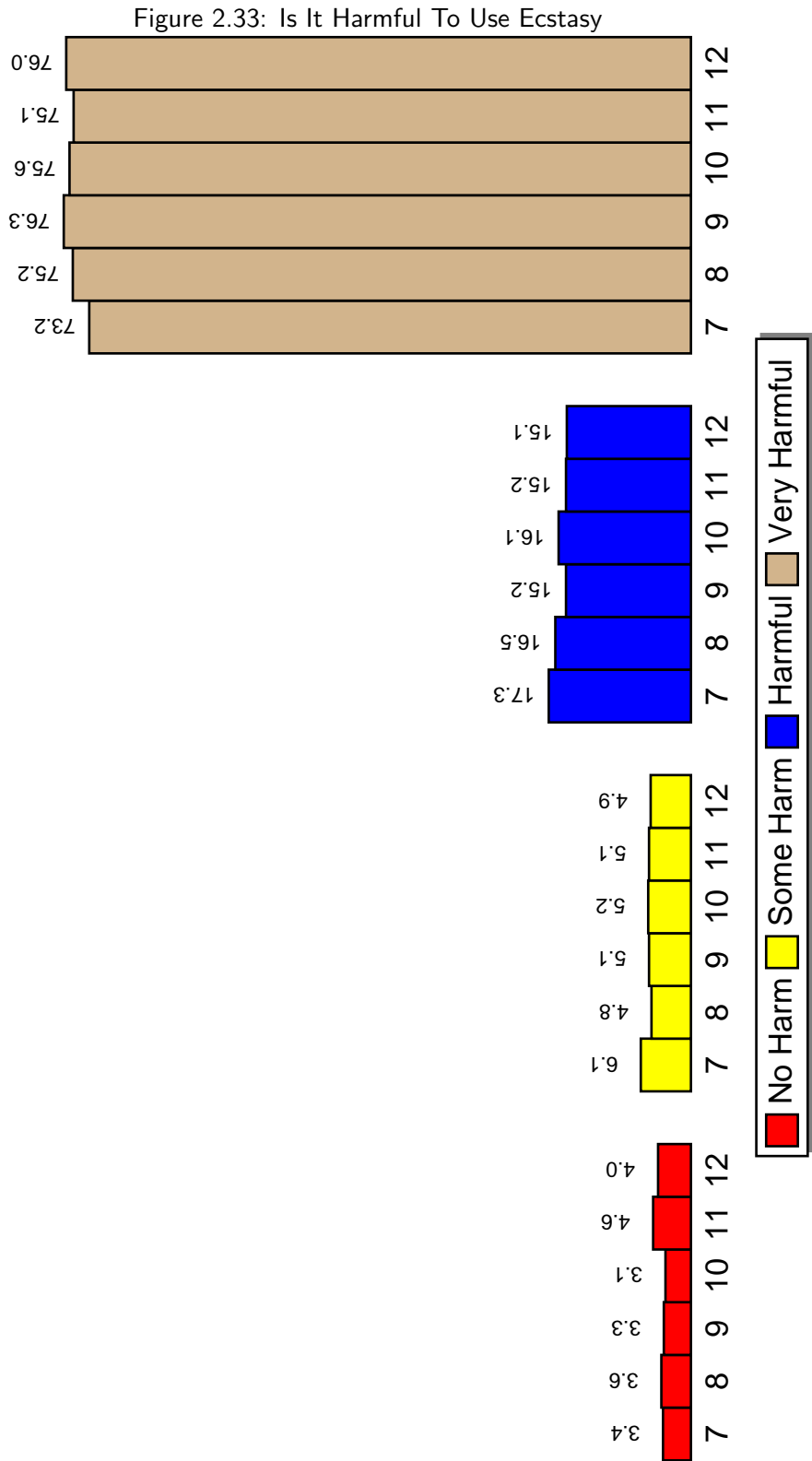
Source: PRIDE Surveys

Is It Harmful To Use Hallucinogens

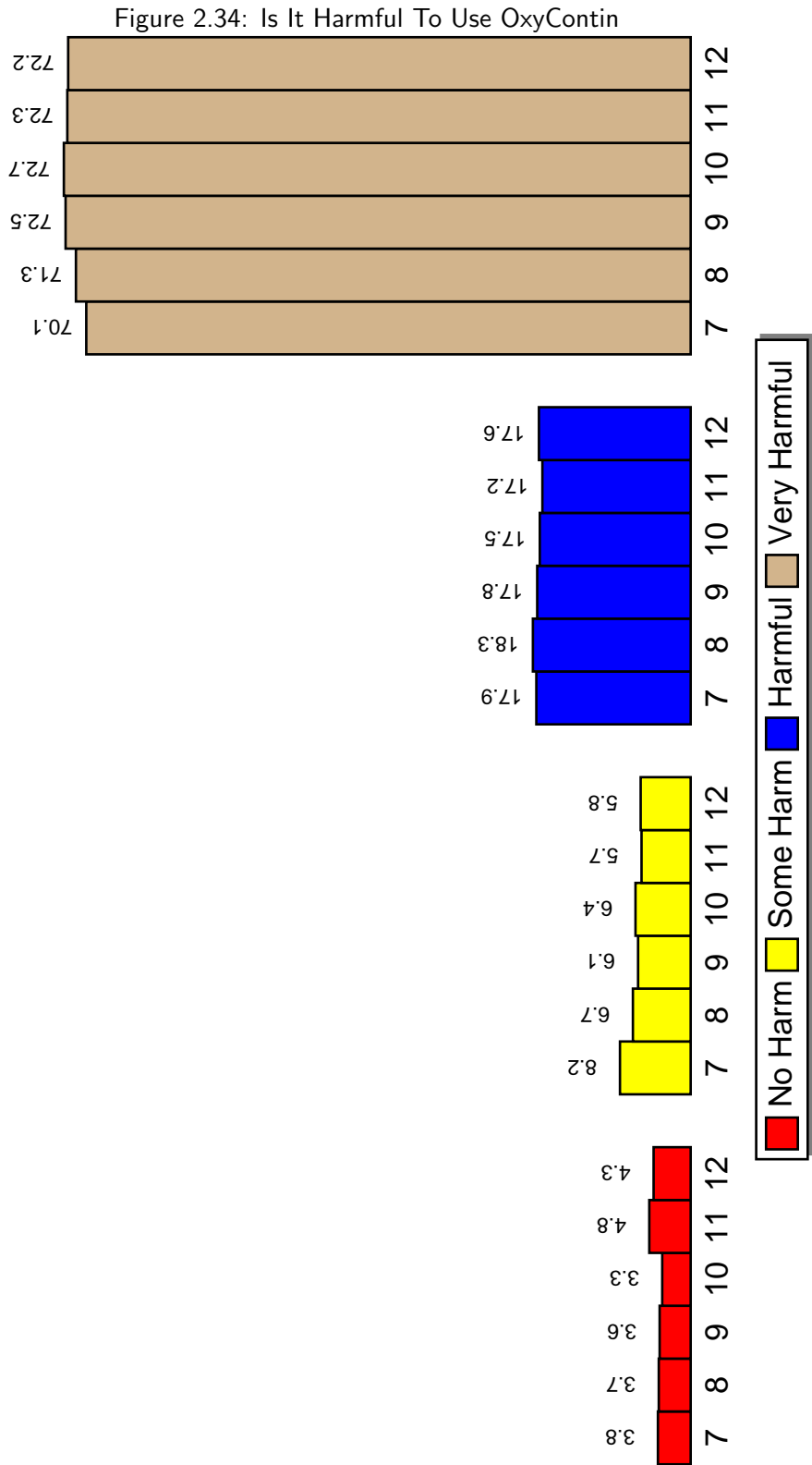


Source: PRIDE Surveys

Is It Harmful To Use Ecstasy




Is It Harmful To Use OxyContin



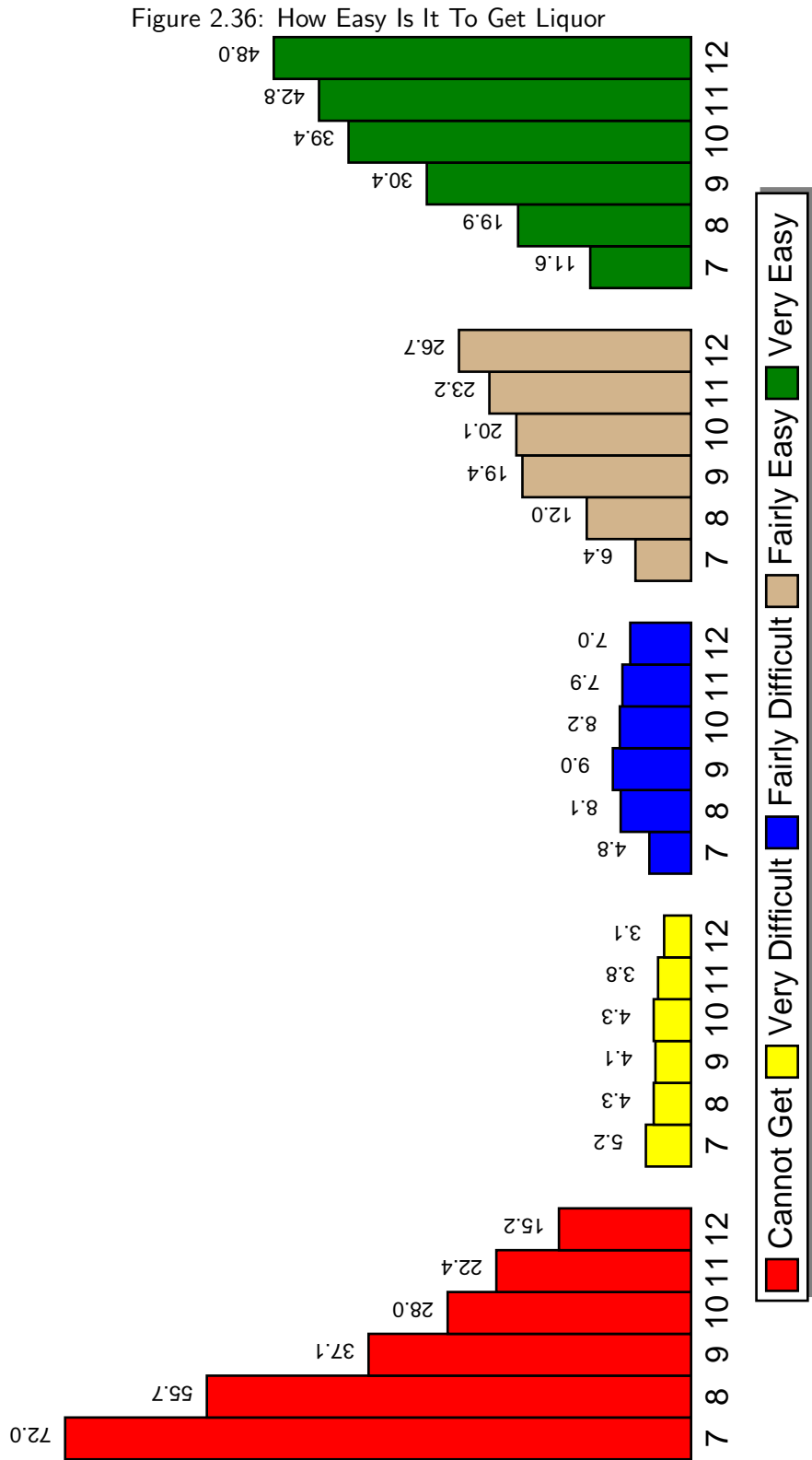
Source: PRIDE Surveys

2.6 Availability

How Easy Is It To Get Beer

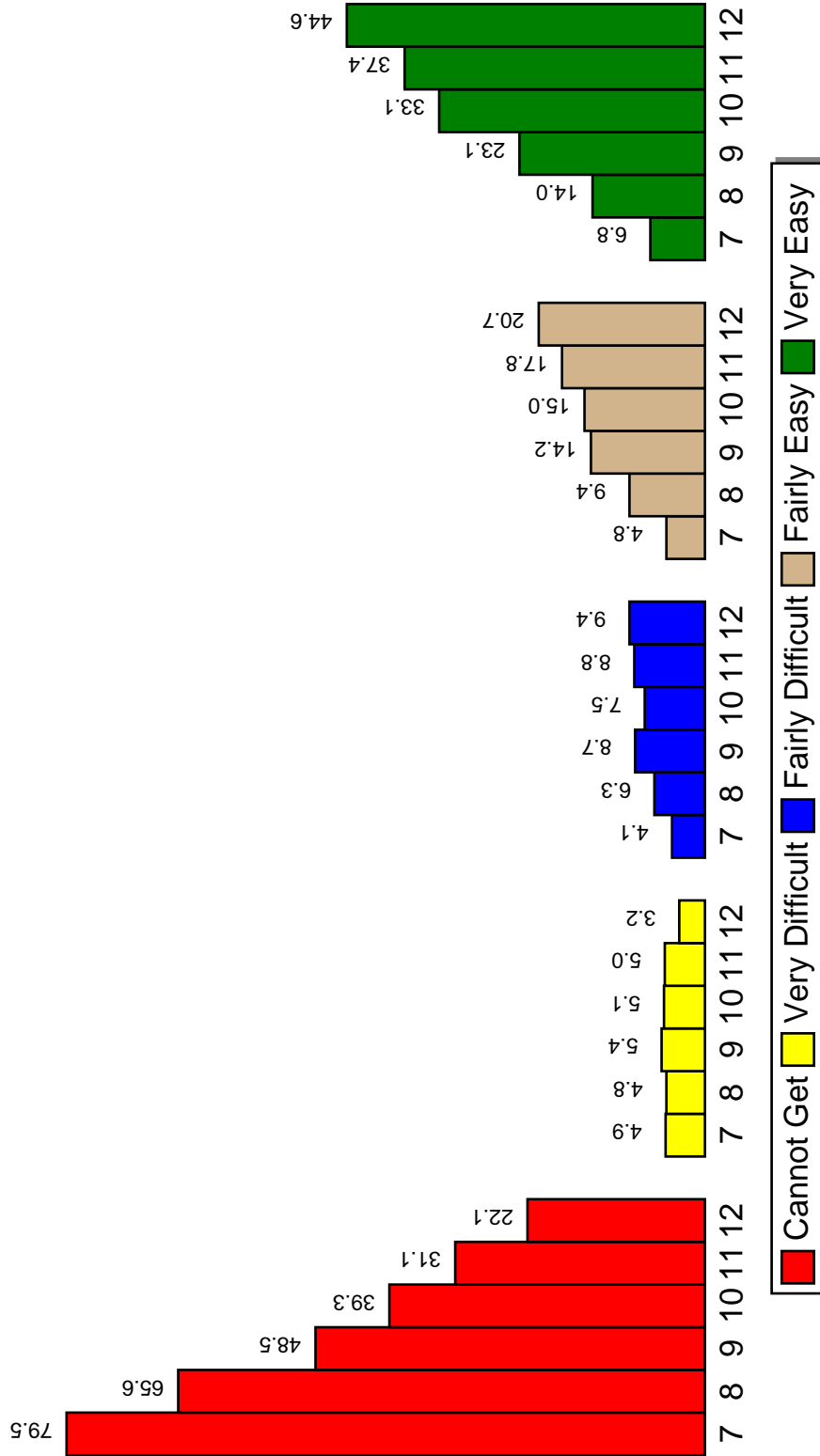


How Easy Is It To Get Liquor



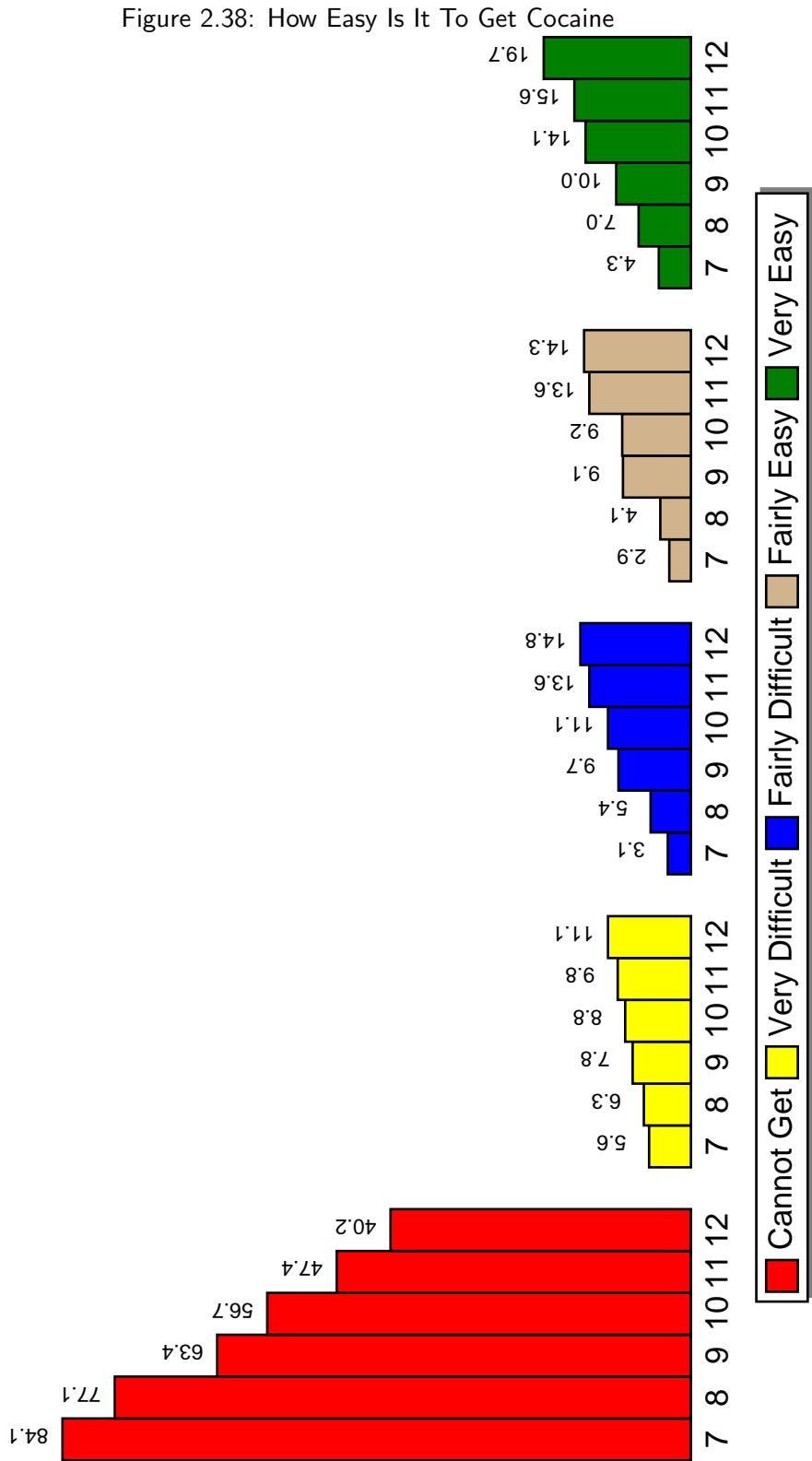
How Easy Is It To Get Marijuana

Figure 2.37: How Easy Is It To Get Marijuana




Source: PRIDE Surveys

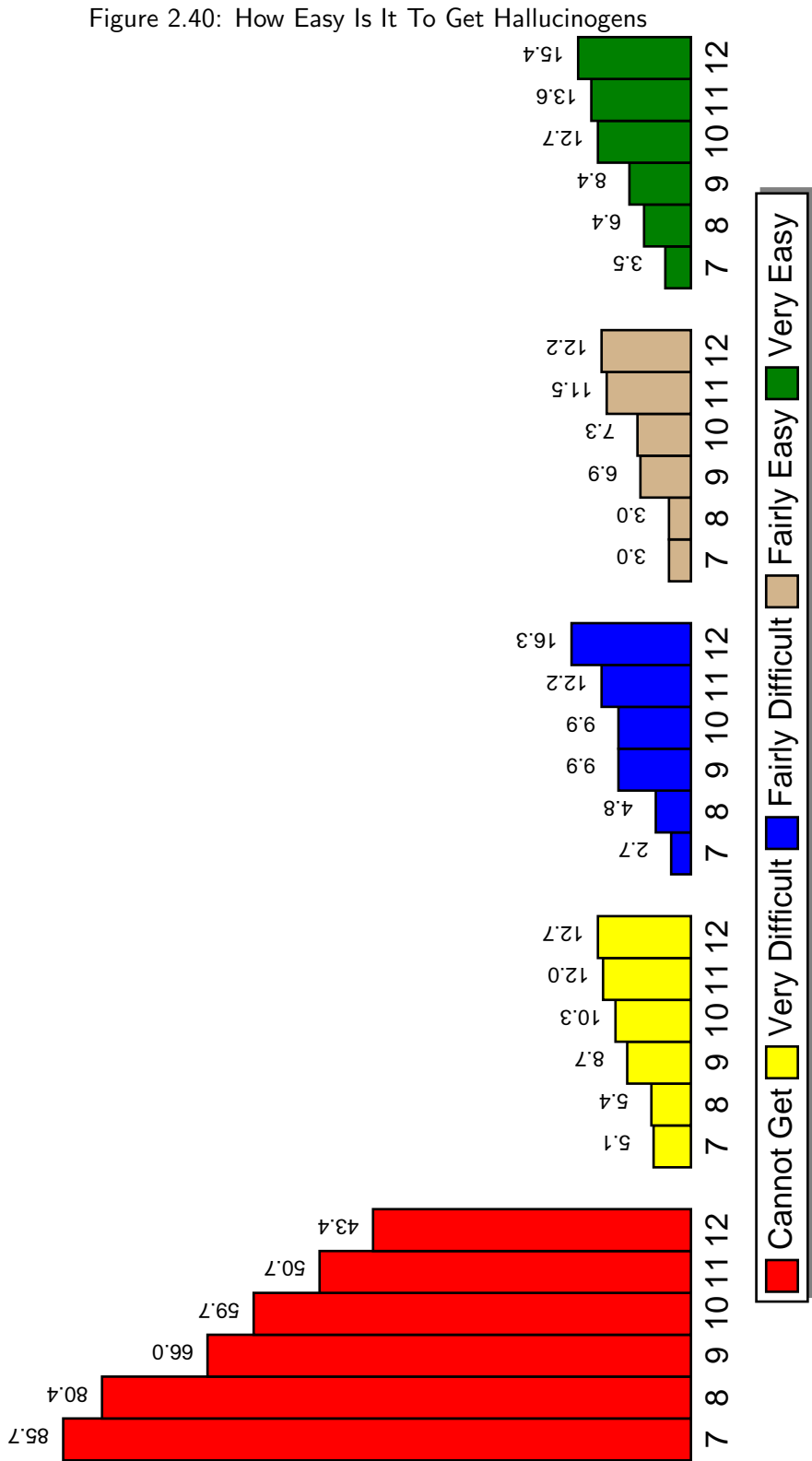
How Easy Is It To Get Cocaine



How Easy Is It To Get Inhalants

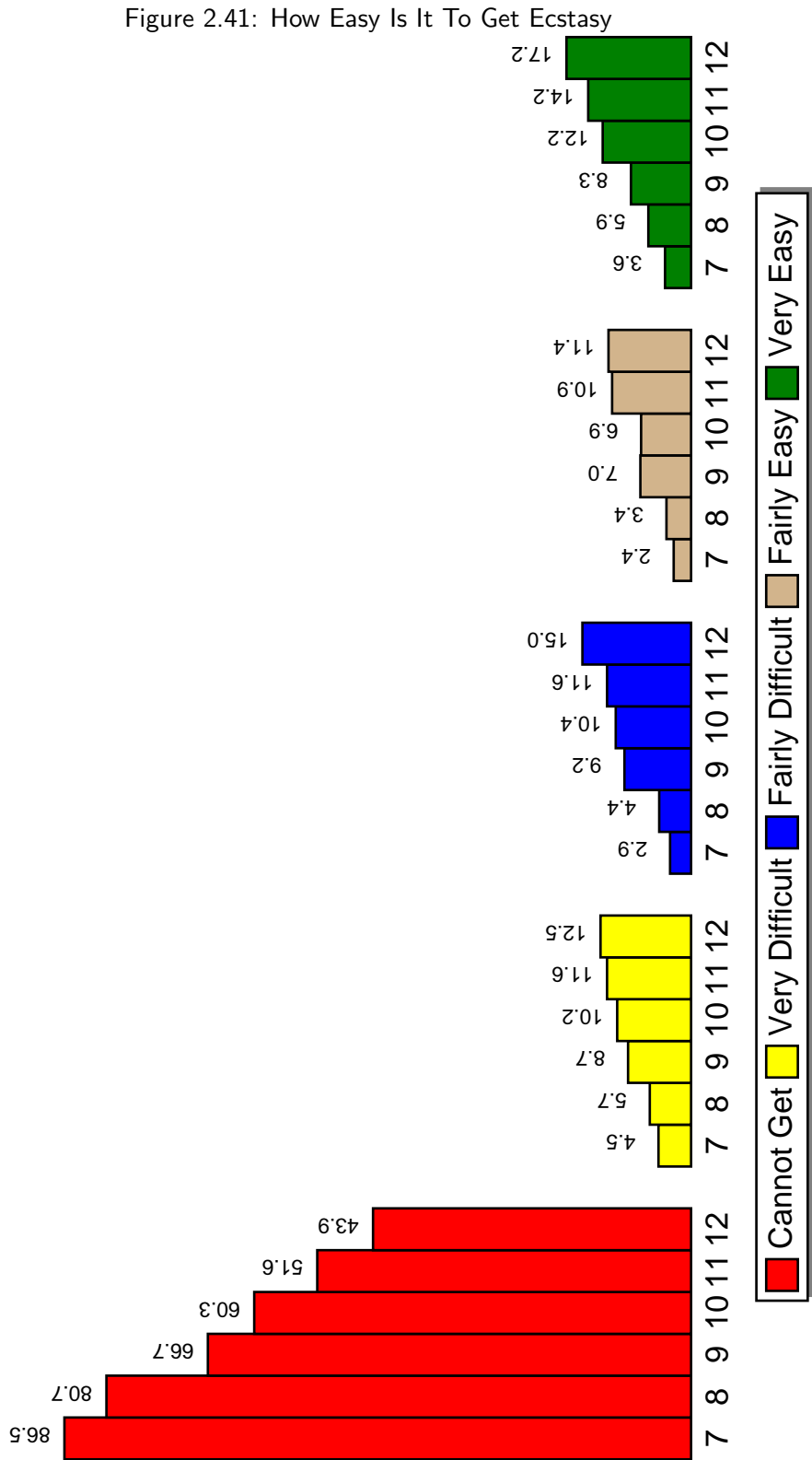


How Easy Is It To Get Hallucinogens

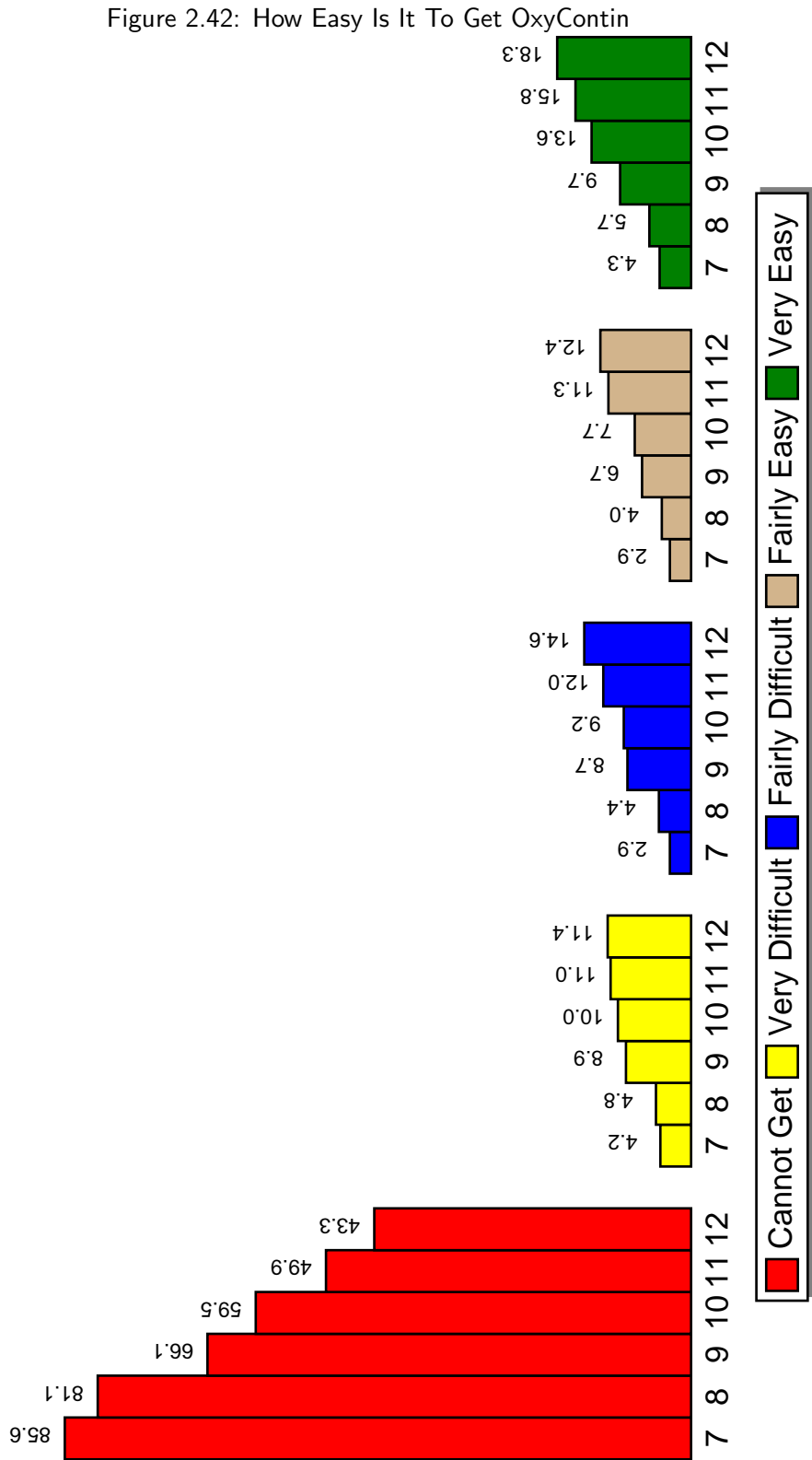


Source: PRIDE Surveys

How Easy Is It To Get Ecstasy

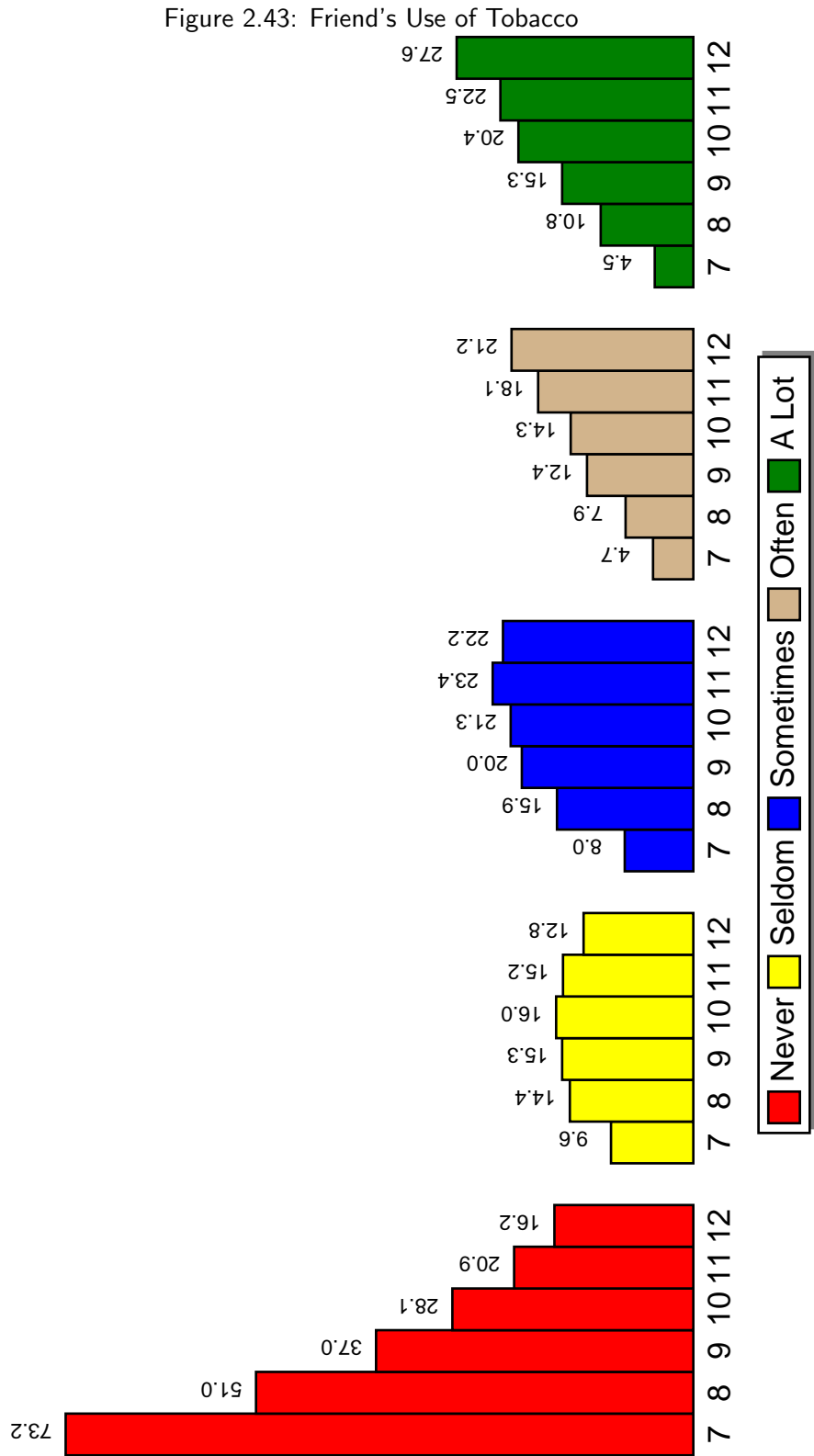


How Easy Is It To Get OxyContin



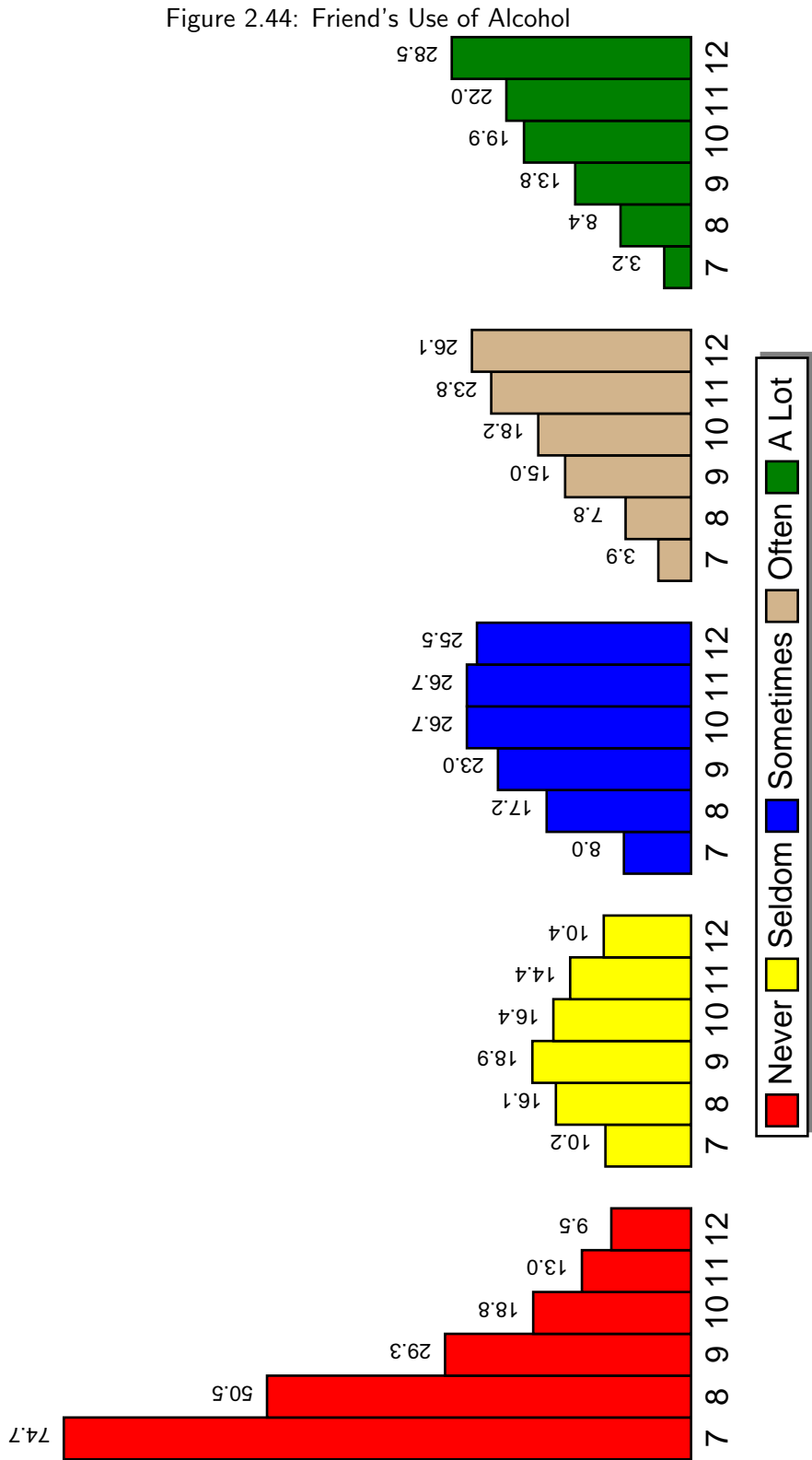
2.7 Friends Use

Friend's Use of Tobacco



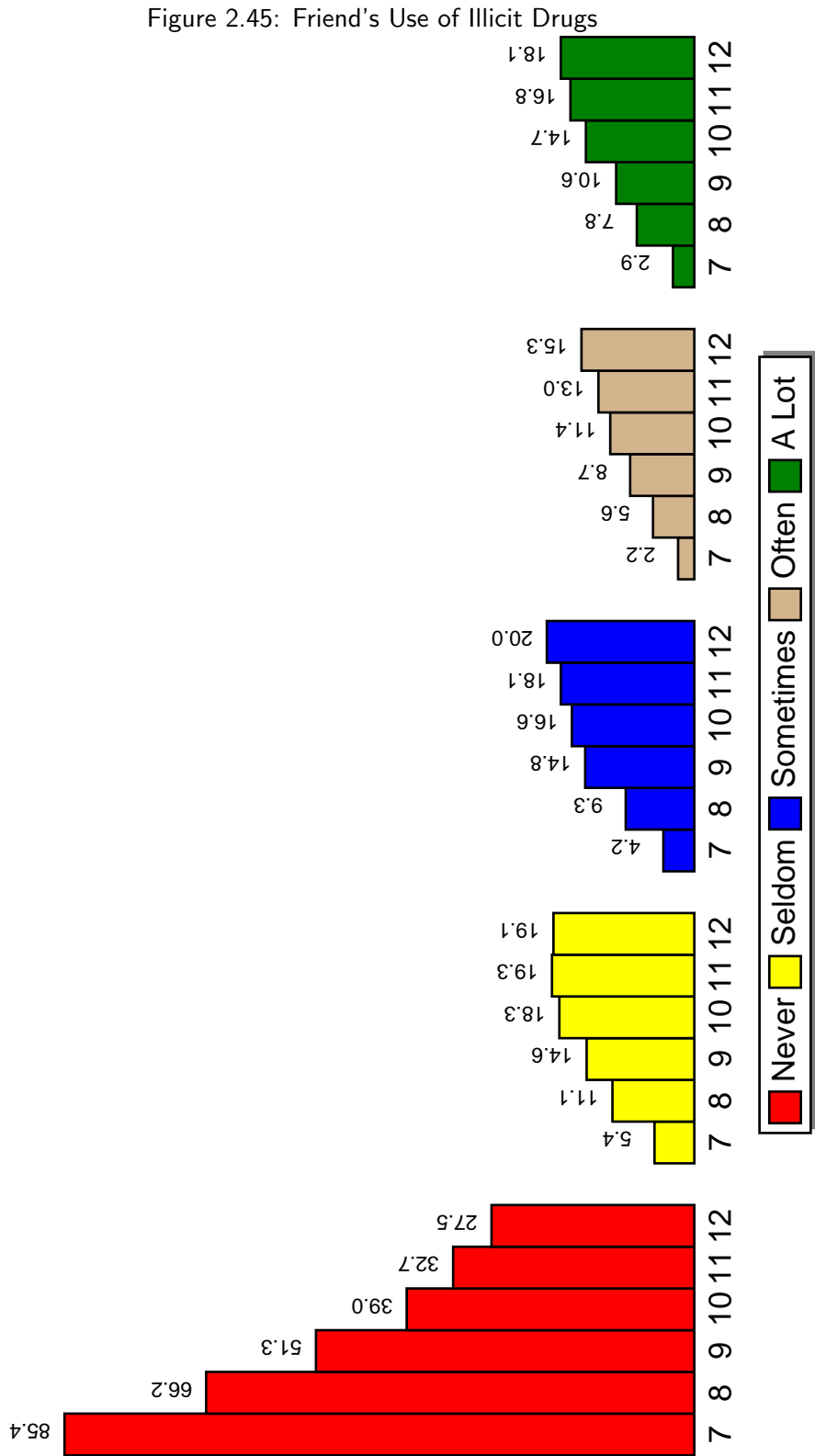
Source: PRIDE Surveys

Friend's Use of Alcohol



Source: PRIDE Surveys

Friend's Use of Illicit Drugs



Source: PRIDE Surveys

Chapter 3

Advanced Graphics

The following graphs will assist you in understanding the relationship of student behavior to alcohol and other drug usage. You are encouraged to make presentations to school faculty, parents, media, and other audiences in the community.

The graphs on effect of use present data on how intoxicated students become when they use particular drugs. These figures are calculated by looking at the question *What Effect Do You Most Often Get When You ...*. The percentage is calculated as follows; Of those students who reported some use (i.e. all students whose response to the question was other than *Do Not Use*), the percentage of students who responded either *Very High* or *Bombed*. Typically, even though use of most illicit drugs may not seem very high, when they are used by students a high percentage of those students become very intoxicated. This would indicate that there is very little *casual* use of illicit drugs. Students tend to take these drugs in order to become intoxicated.

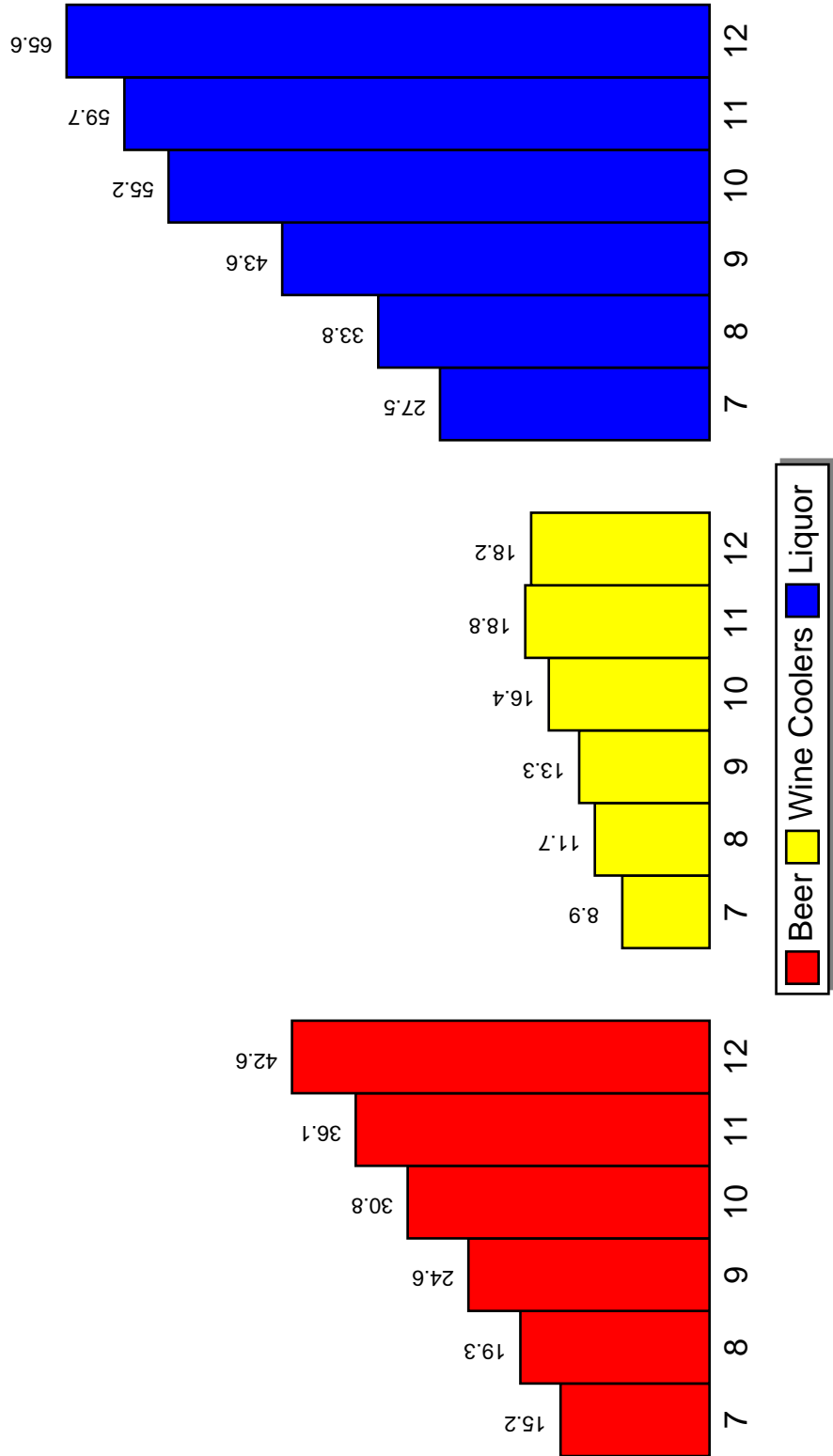
The graphs on frequency of use by sex present data on gateway and illicit drug use broken down by male and female students.

The graphs on illicit drug use by risk & protective factors show for each category of a risk or protective factor question the percentage of students who report using illicit drugs. For example, on the question of taking part in school activities, if the bar labeled NEVER was 40%, this means that of those students who responded NEVER to the question 40% reported using an illicit drug.

3.1 Effect of Use By Students Who Use Drugs

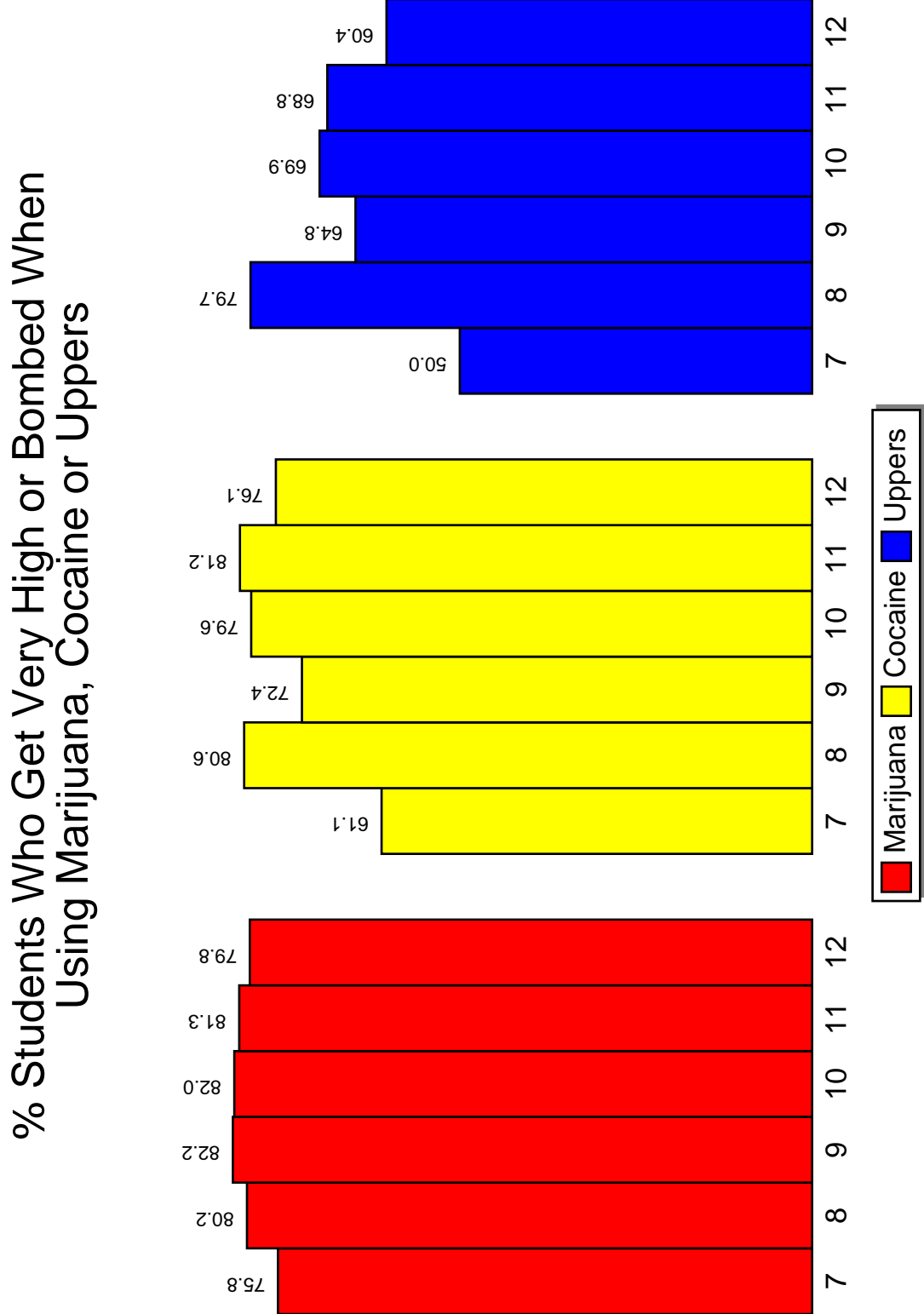
Figure 3.1: % Students Who Get Very High or Bomed When Using Beer, Wine Coolers or Liquor

% Students Who Get Very High or Bomed When Using Beer, Wine Coolers or Liquor



Source: PRIDE Surveys

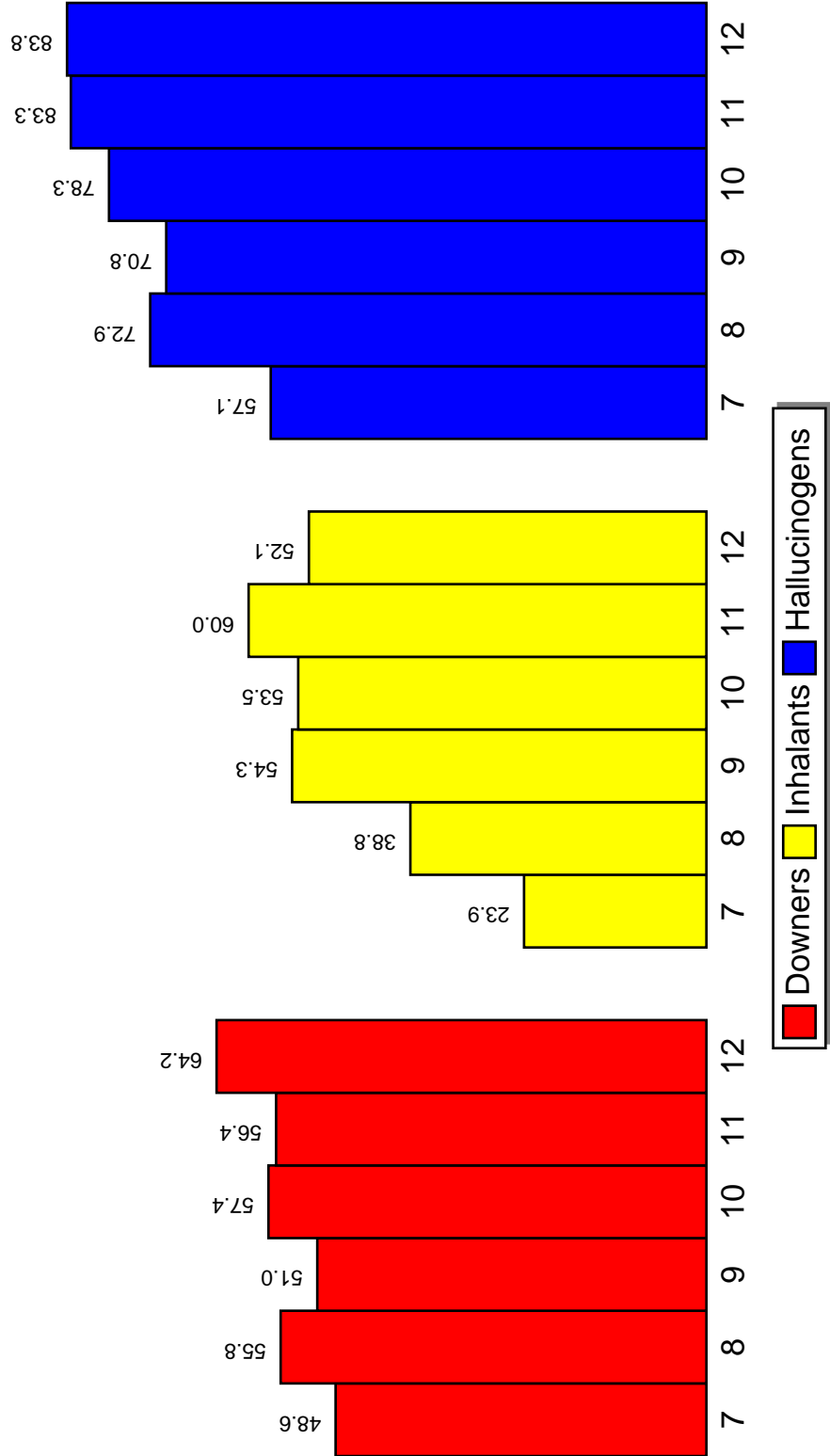
Figure 3.2: % Students Who Get Very High or Bomed When Using Marijuana, Cocaine or Uppers



Source: PRIDE Surveys

Figure 3.3: % Students Who Get Very High or Bomed When Using Downers, Inhalants or Hallucinogens

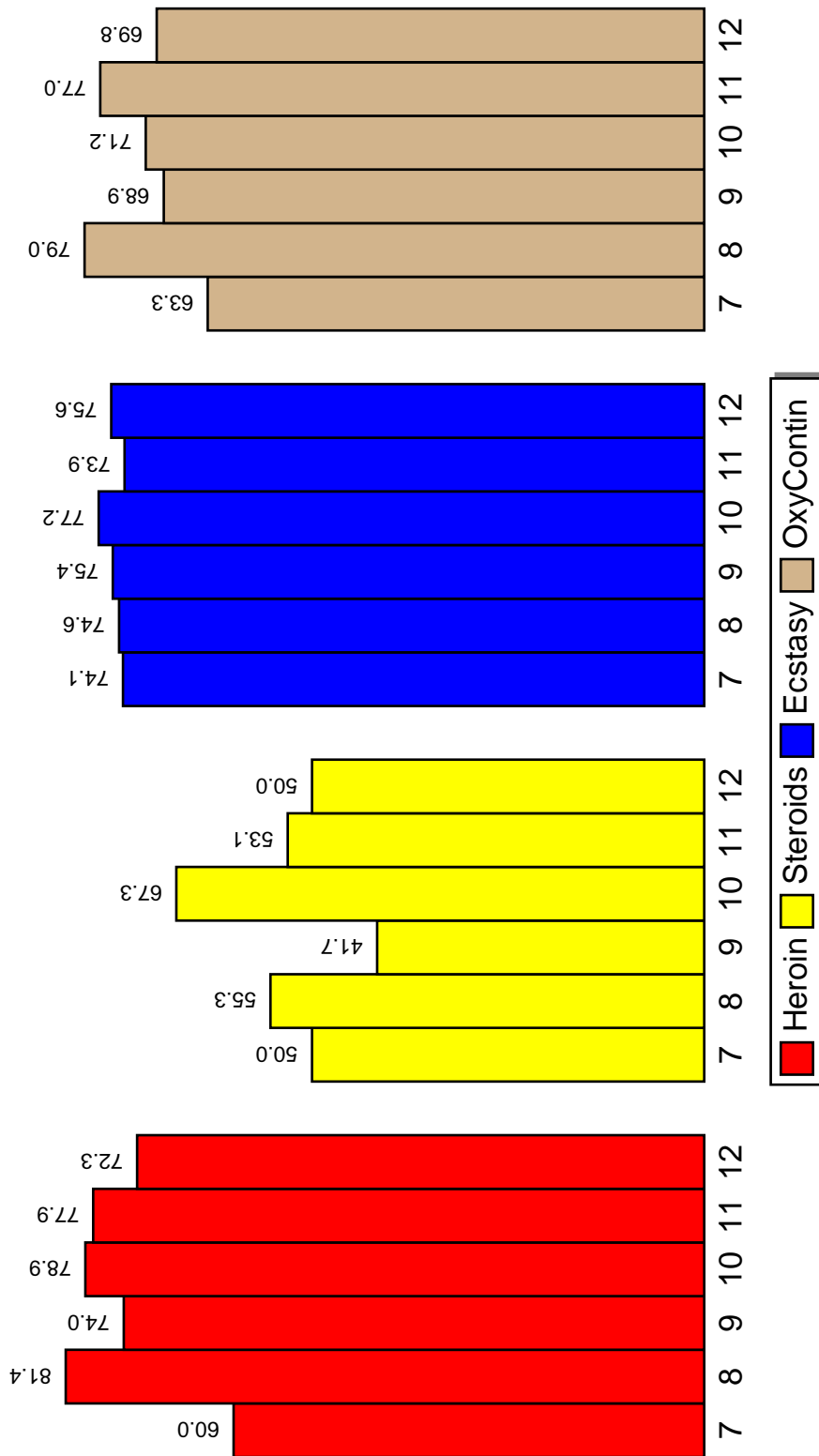
% Students Who Get Very High or Bomed When Using Downers, Inhalants or Hallucinogens



Source: PRIDE Surveys

Figure 3.4: % Students Who Get Very High or Bomed When Using Heroin, Steroids, Ecstasy or OxyContin

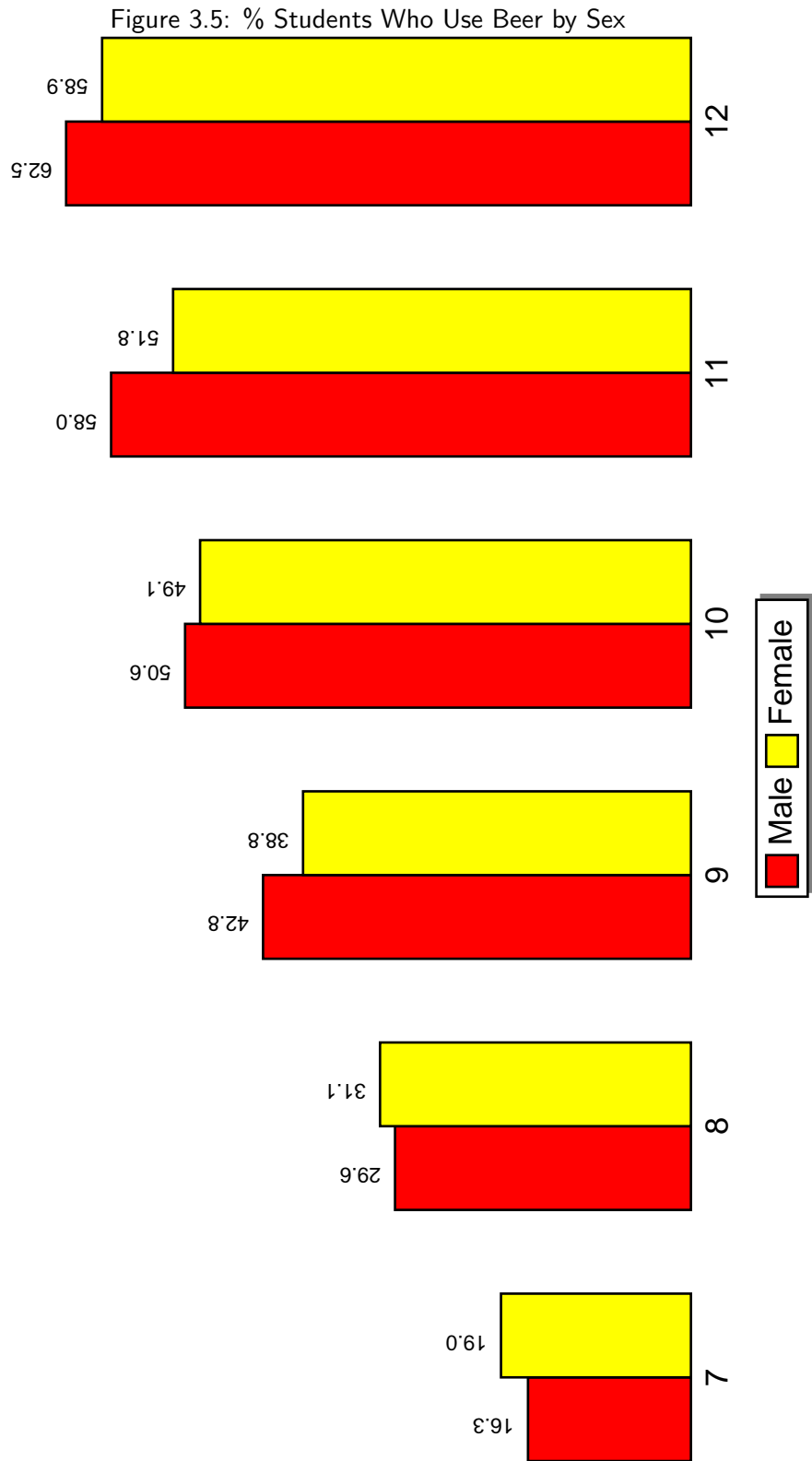
% Students Who Get Very High or Bombed When Using Heroin, Steroids, Ecstasy or OxyContin



Source: PRIDE Surveys

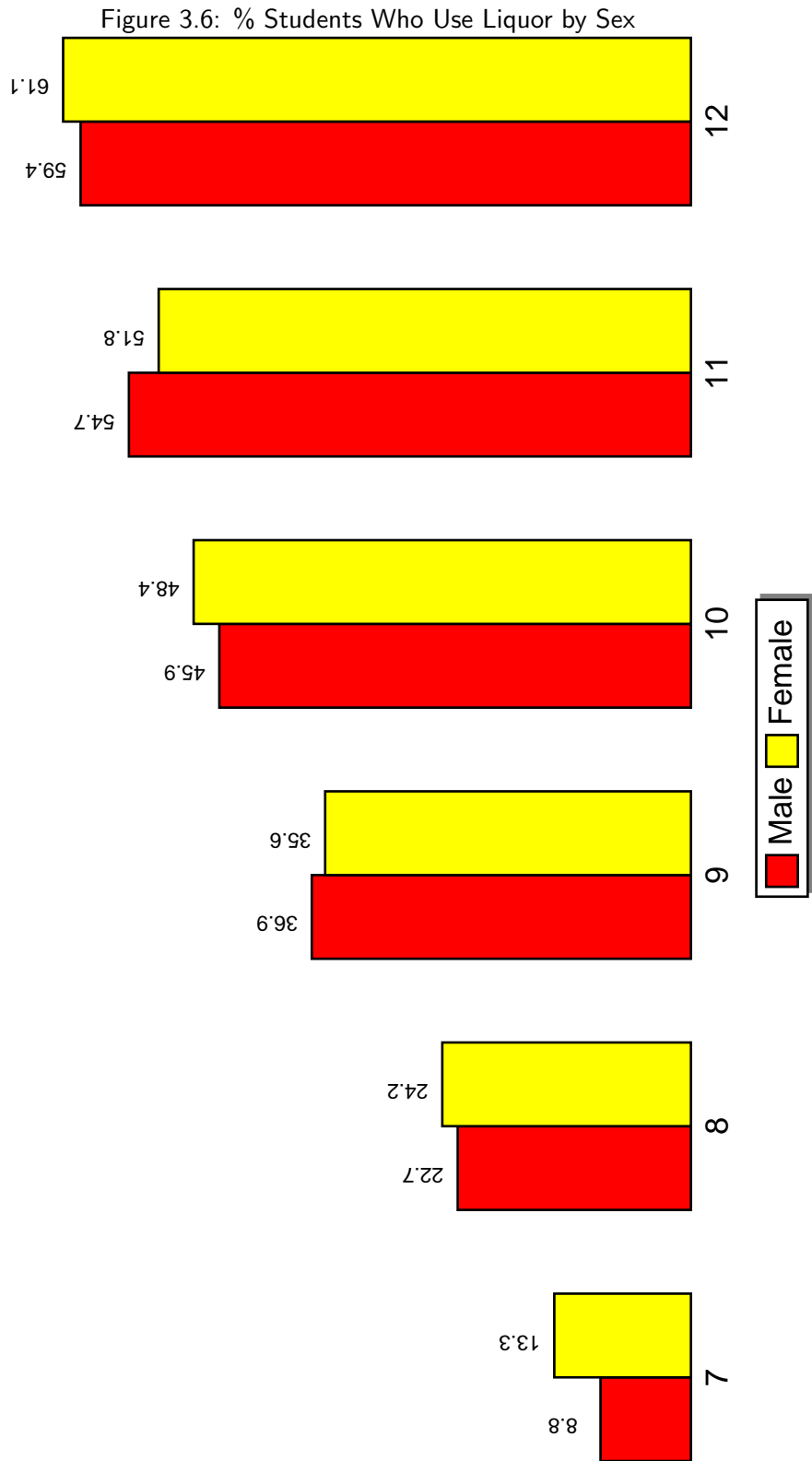
3.2 Frequency of Use by Sex

% Students Who Use Beer by Sex



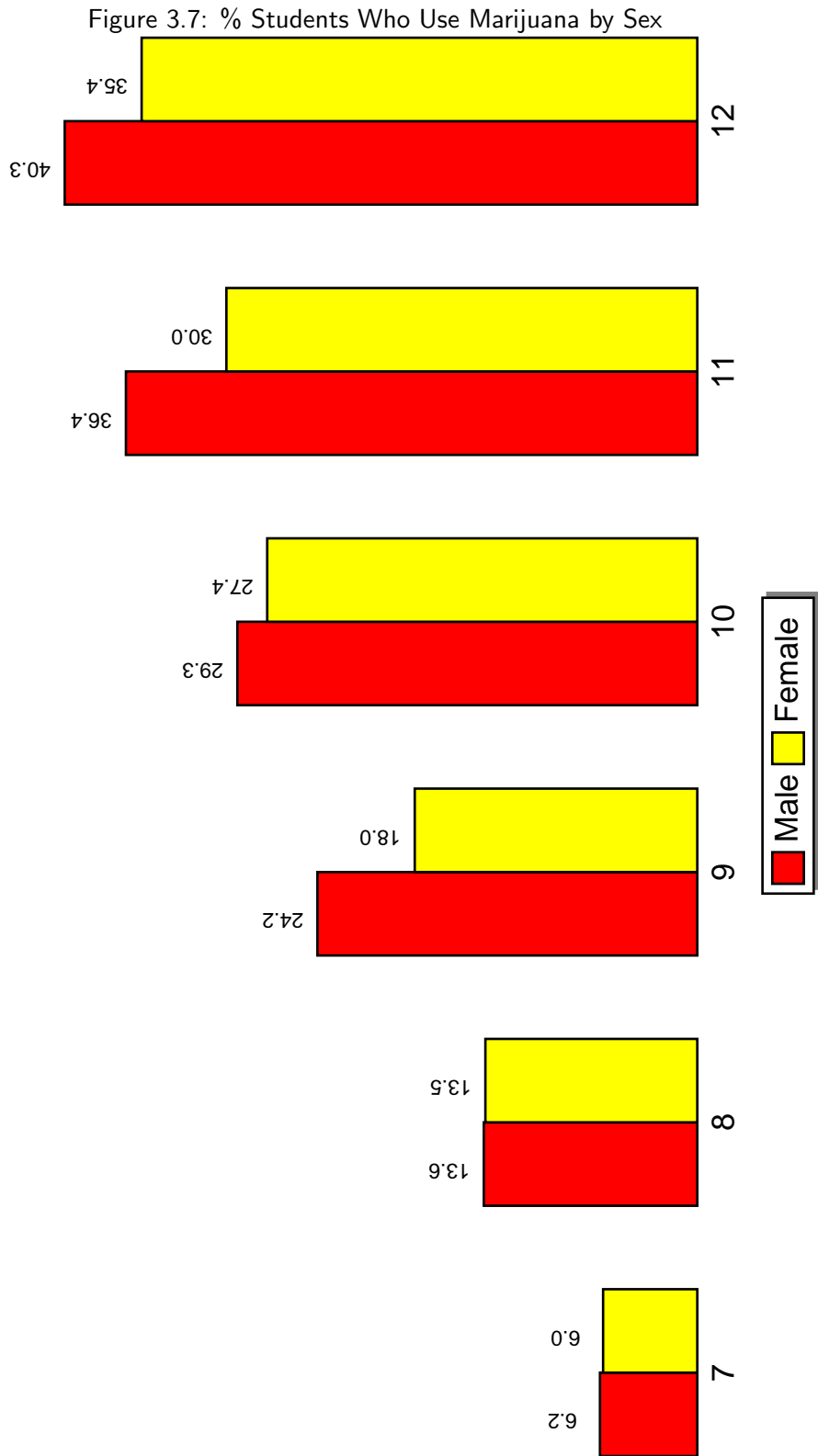
Source: PRIDE Surveys

% Students Who Use Liquor by Sex



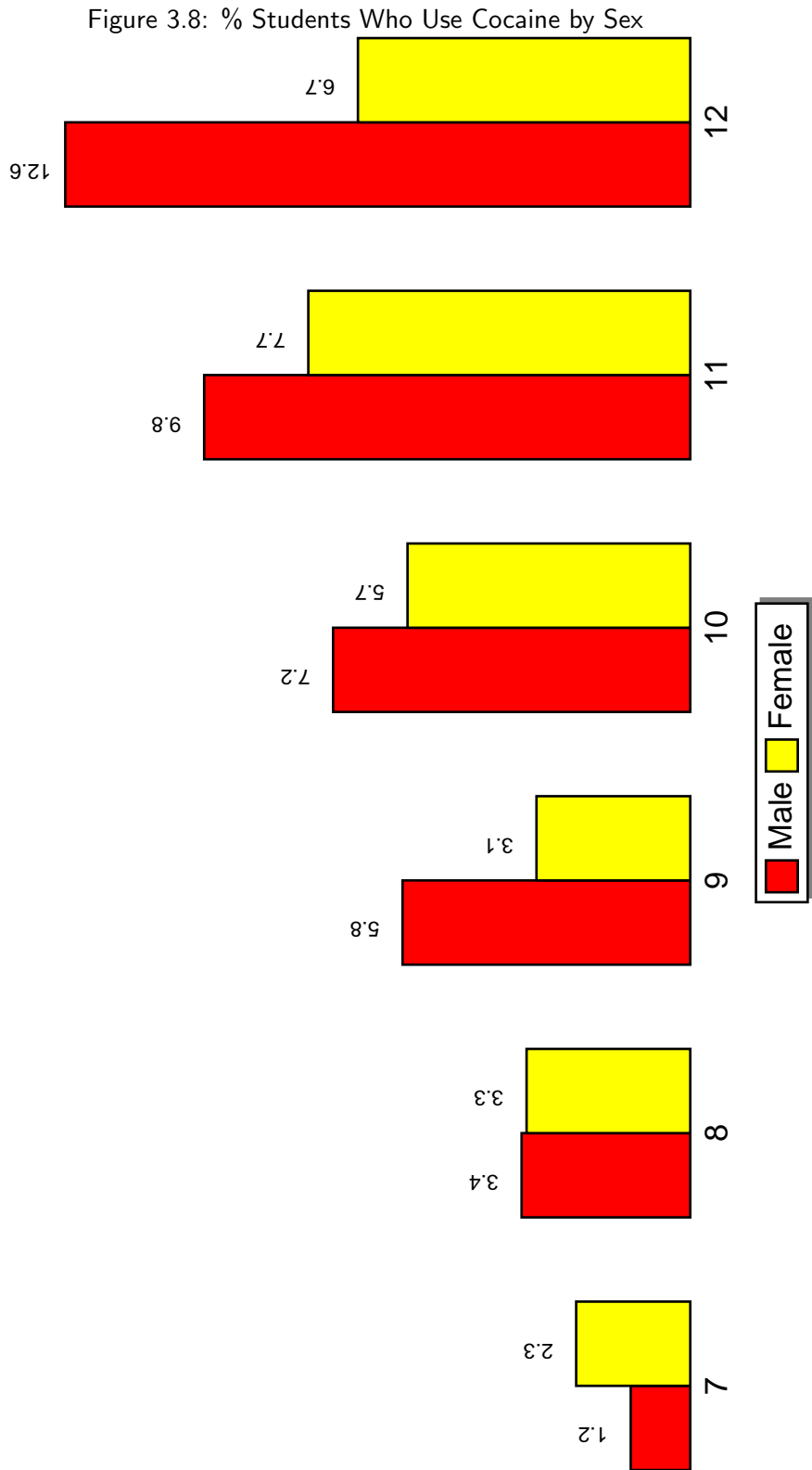
Source: PRIDE Surveys

% Students Who Use Marijuana by Sex



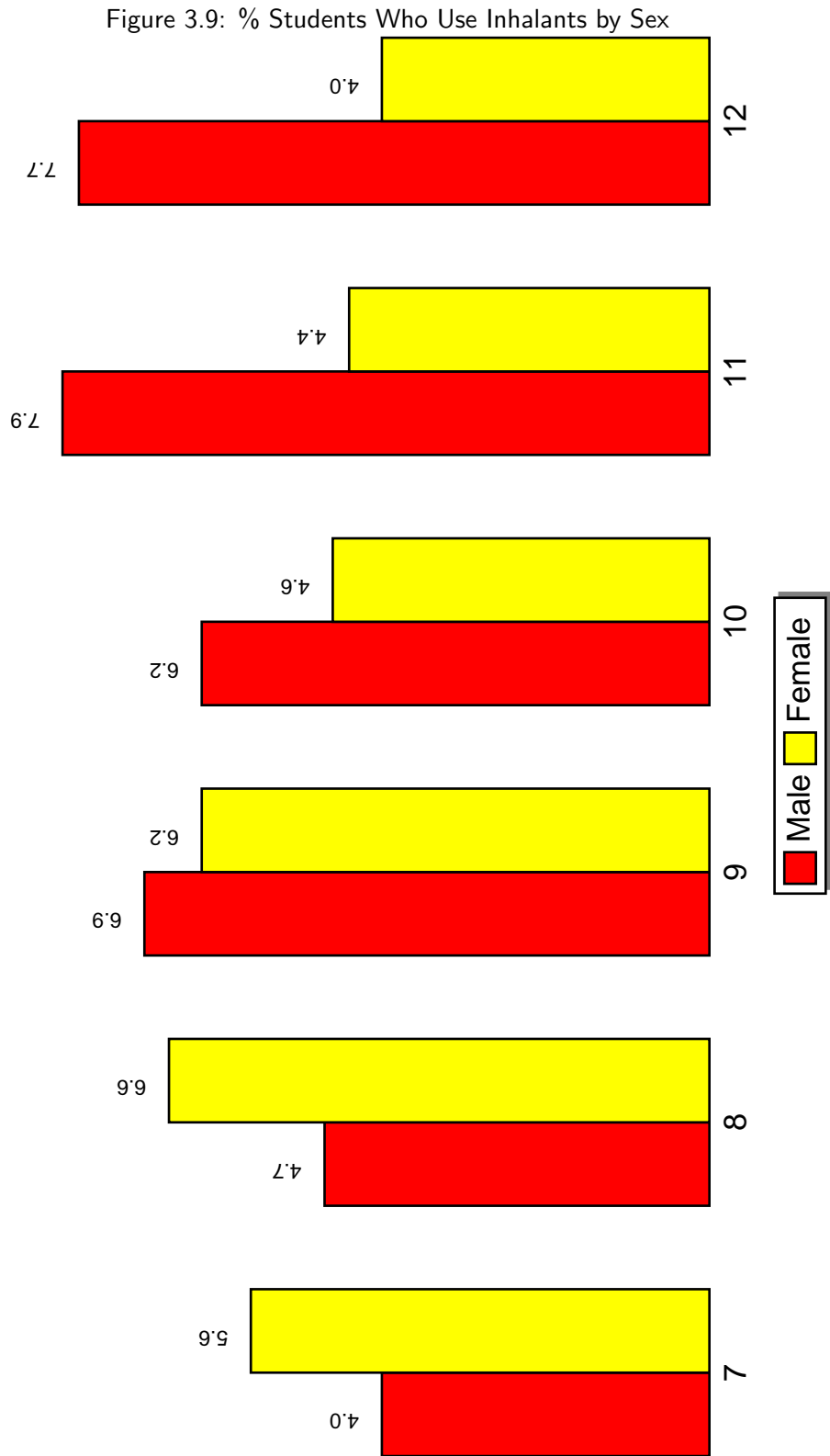
Source: PRIDE Surveys

% Students Who Use Cocaine by Sex

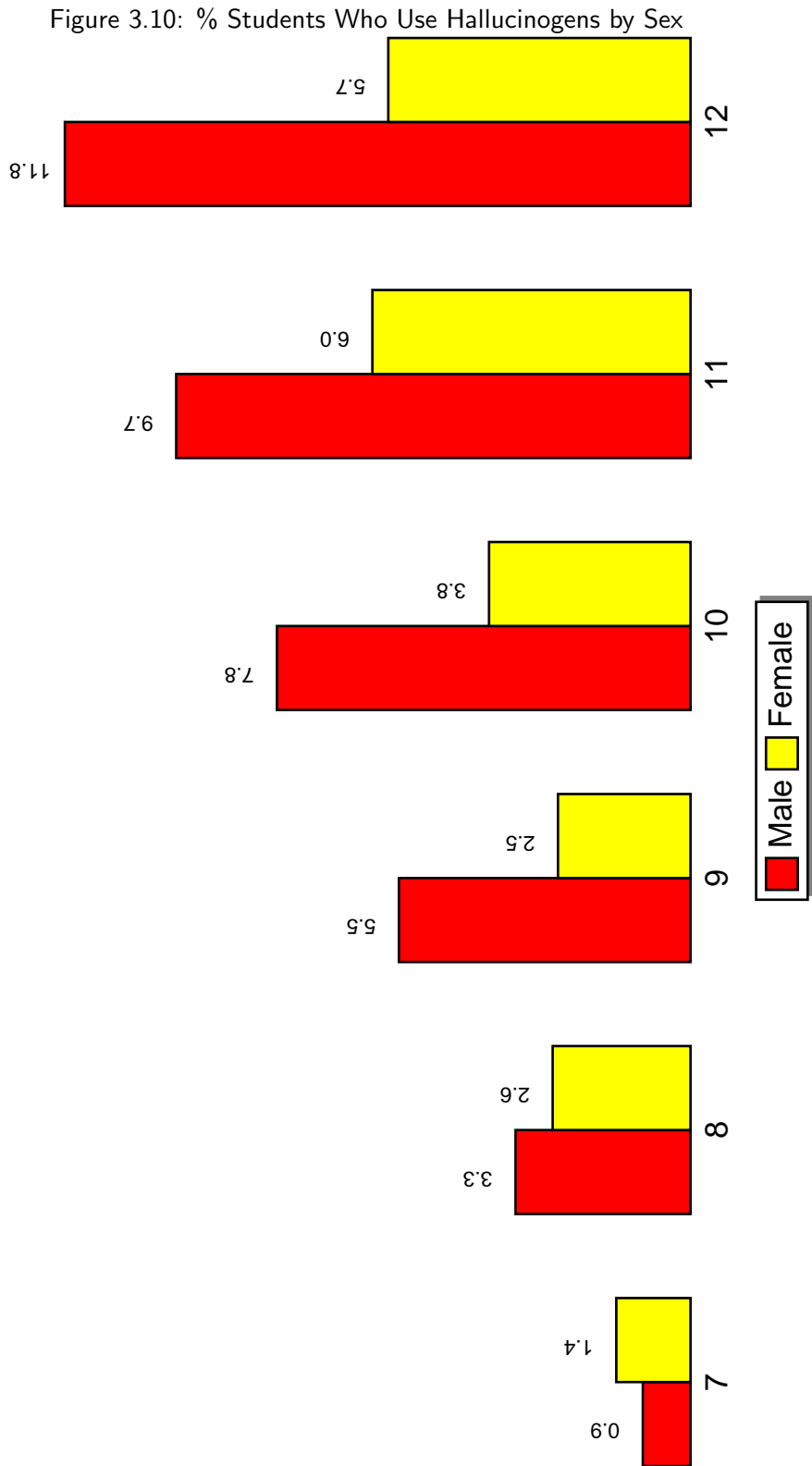


Source: PRIDE Surveys

% Students Who Use Inhalants by Sex

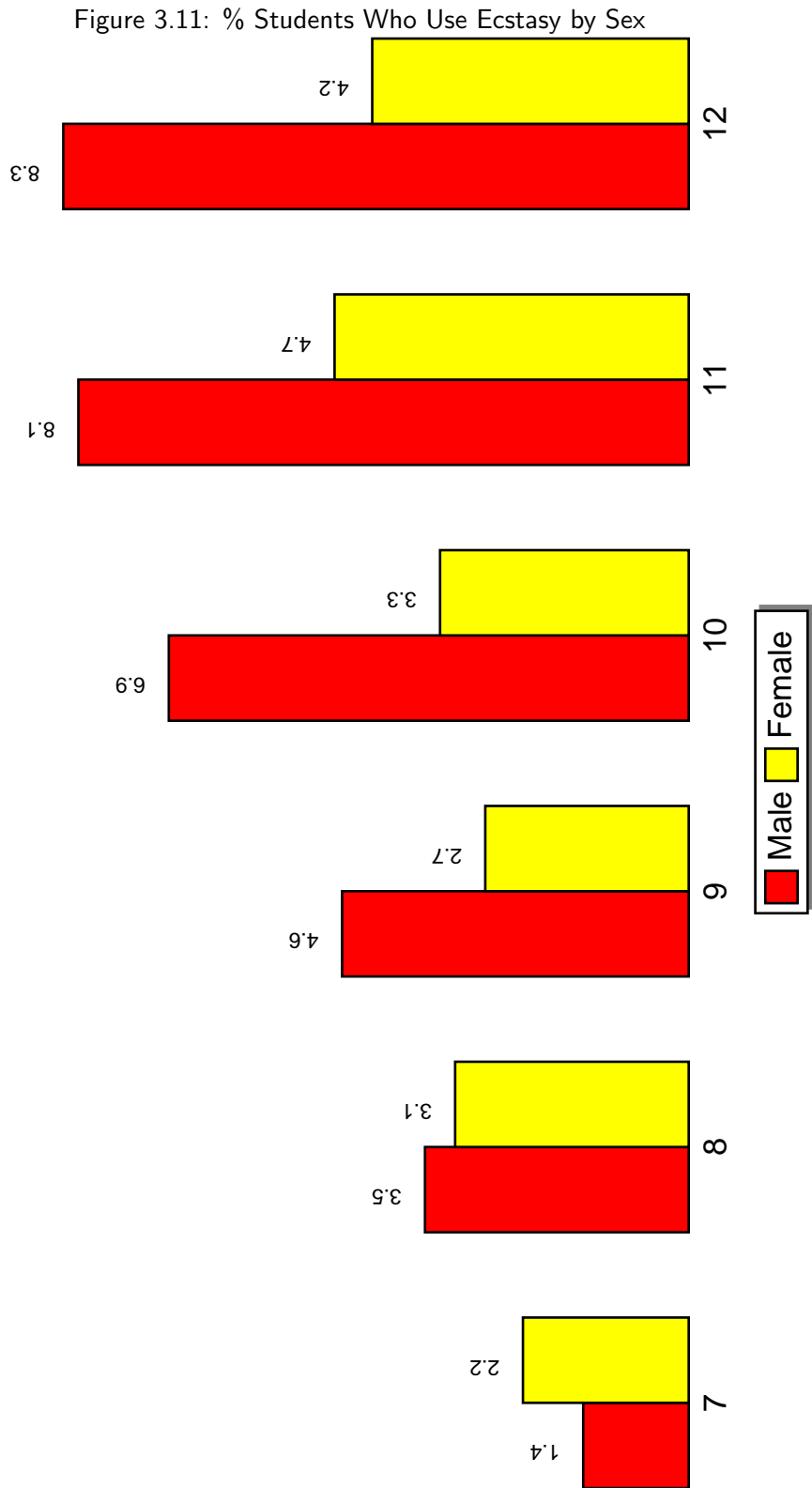


% Students Who Use Hallucinogens by Sex



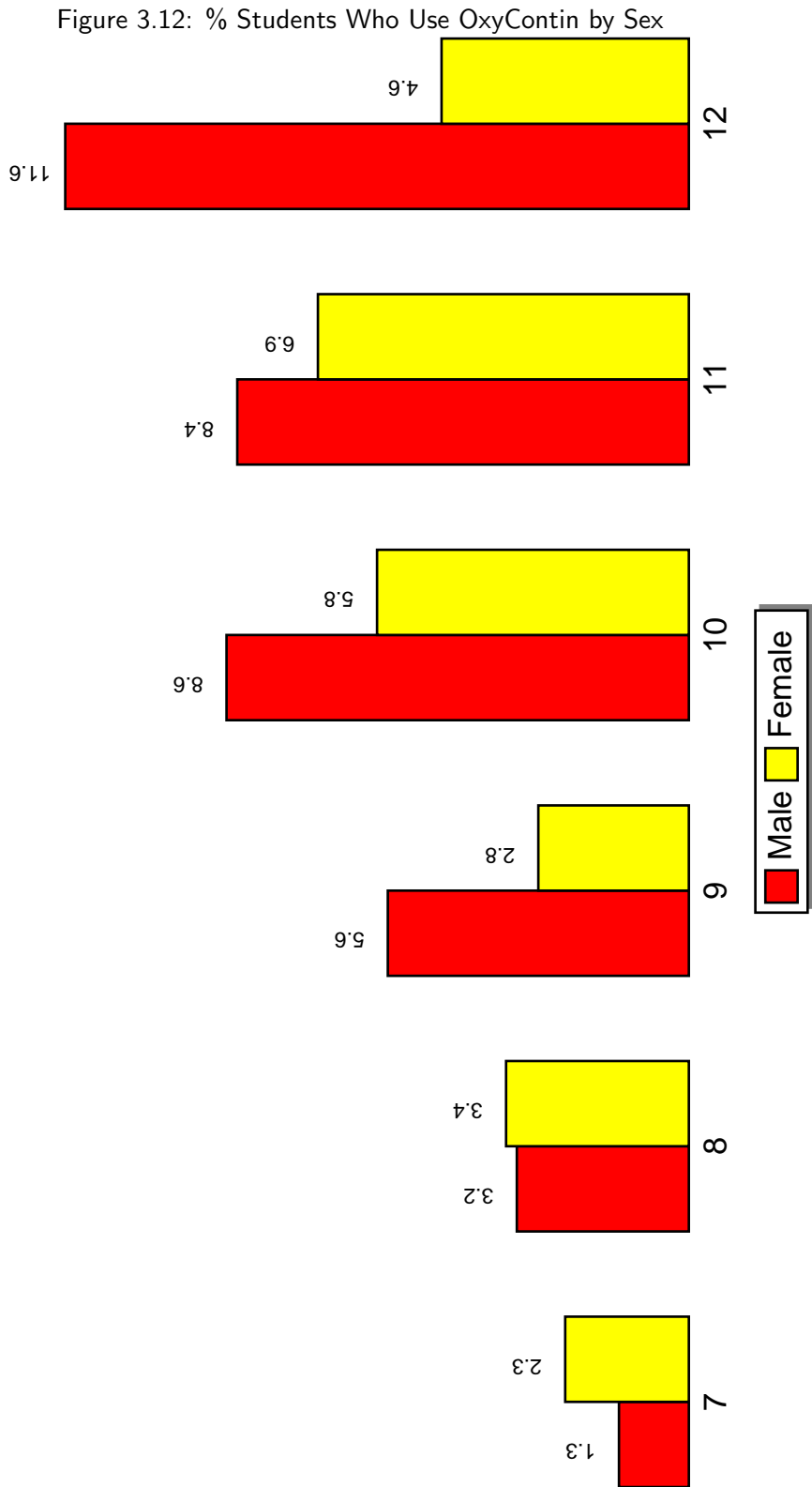
Source: PRIDE Surveys

% Students Who Use Ecstasy by Sex



Source: PRIDE Surveys

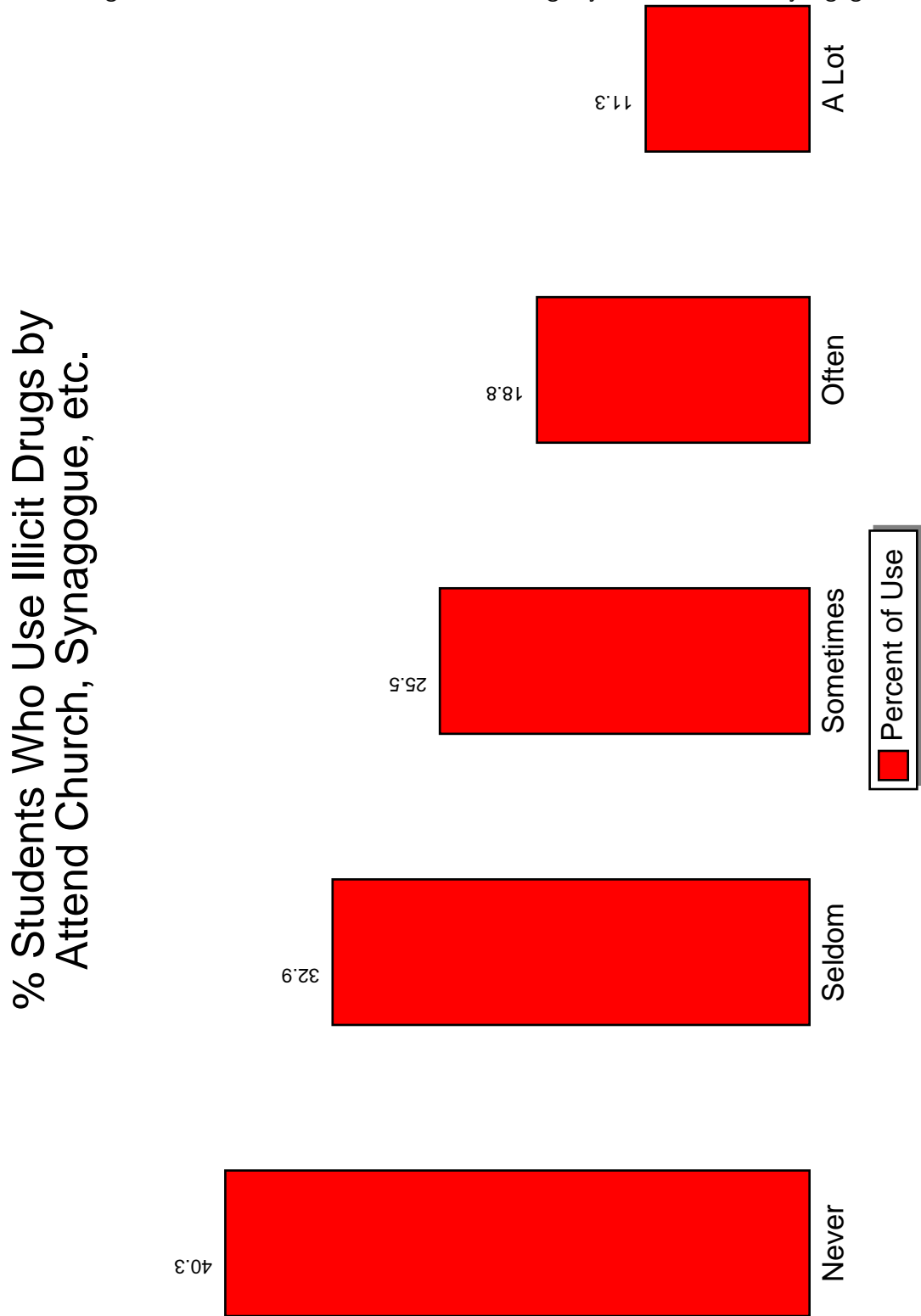
% Students Who Use OxyContin by Sex



Source: PRIDE Surveys

3.3 Illicit Drug Use by Risk & Protective Factors

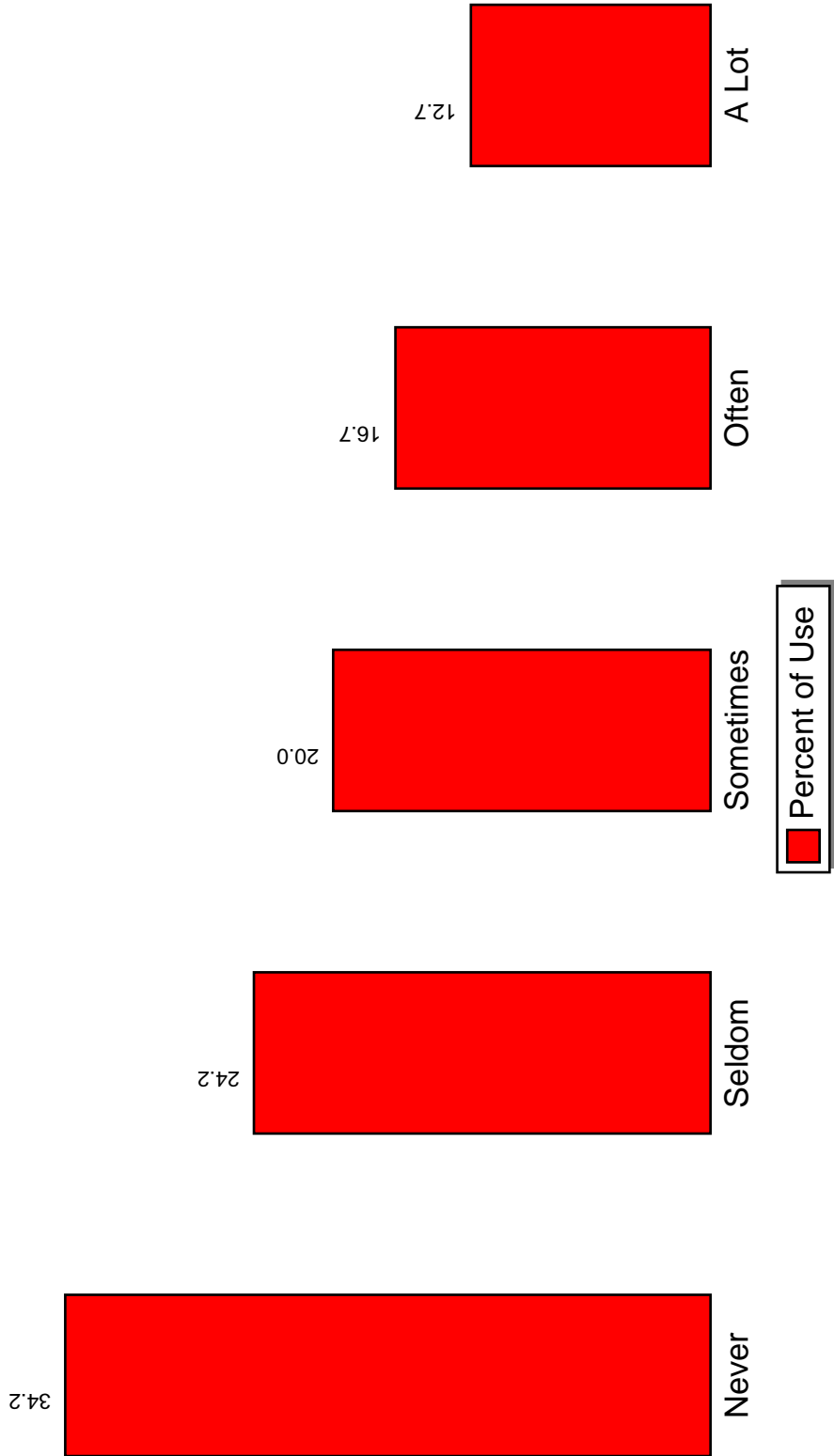
Figure 3.13: % Students Who Use Illicit Drugs by Attend Church, Synagogue, etc.



Source: PRIDE Surveys

% Students Who Use Illicit Drugs by Take Part in Community Activities

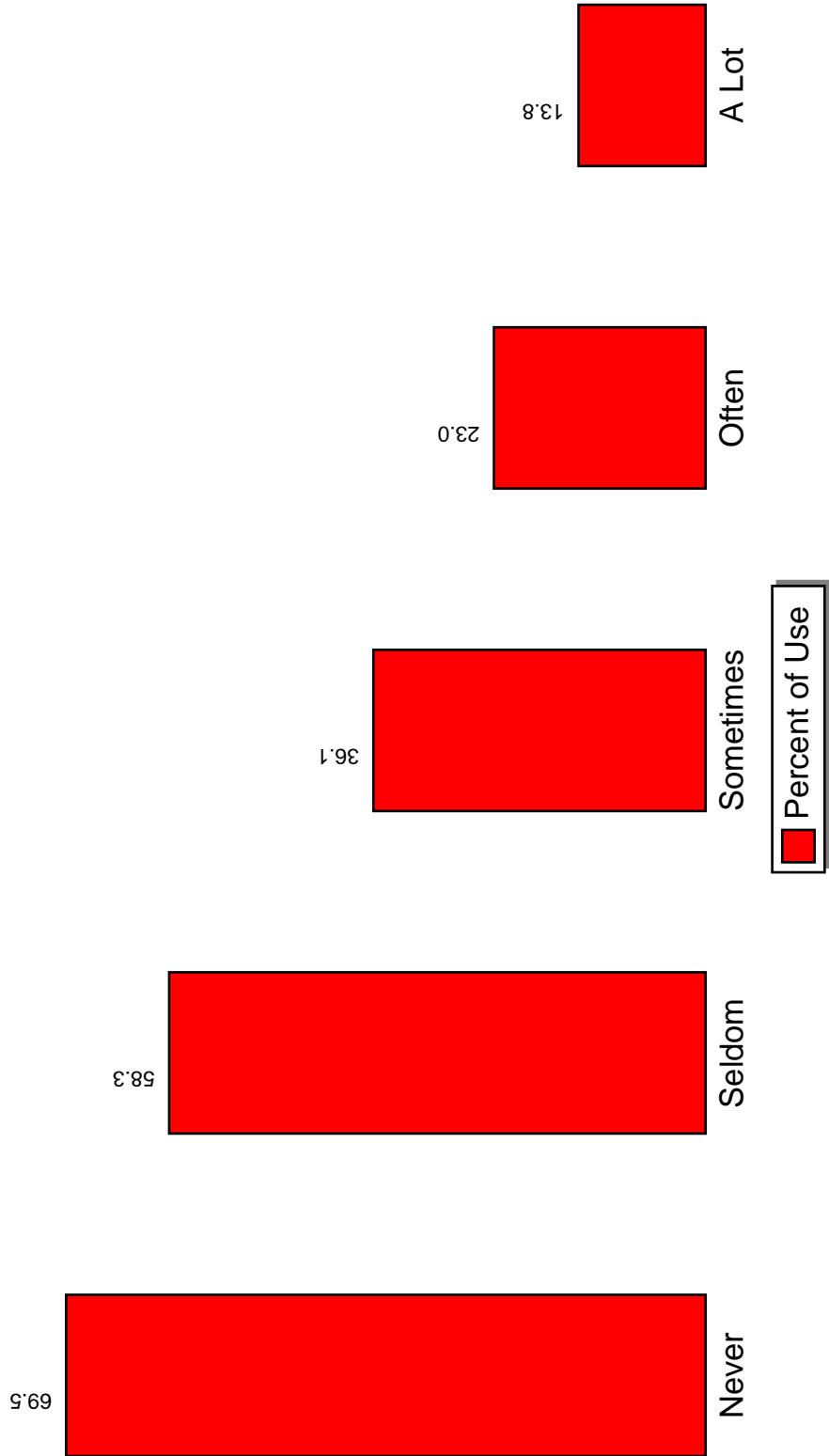
Figure 3.14: % Students Who Use Illicit Drugs by Take Part in Community Activities



Source: PRIDE Surveys

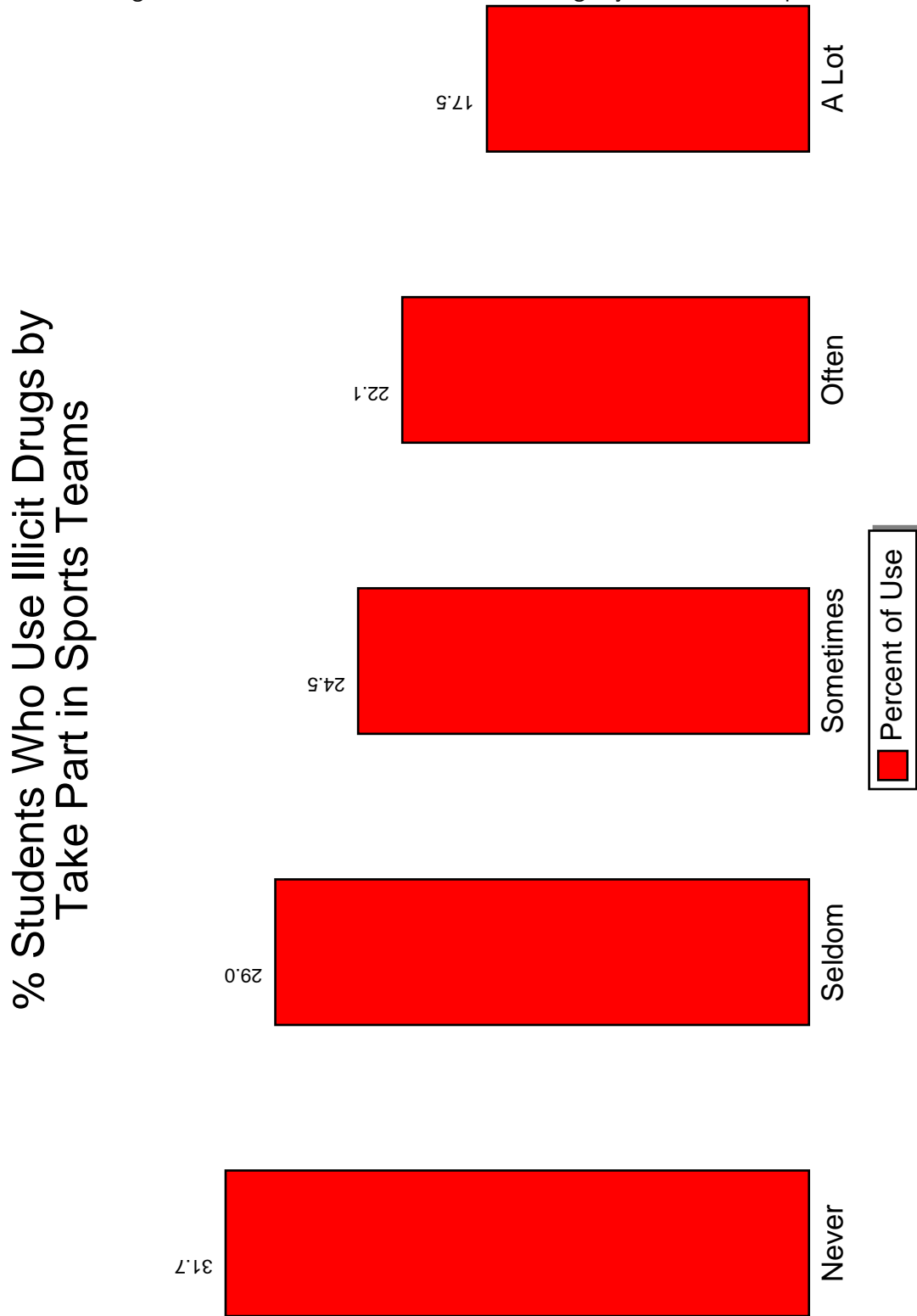
% Students Who Use Illicit Drugs by Make Good Grades

Figure 3.15: % Students Who Use Illicit Drugs by Make Good Grades



Source: PRIDE Surveys

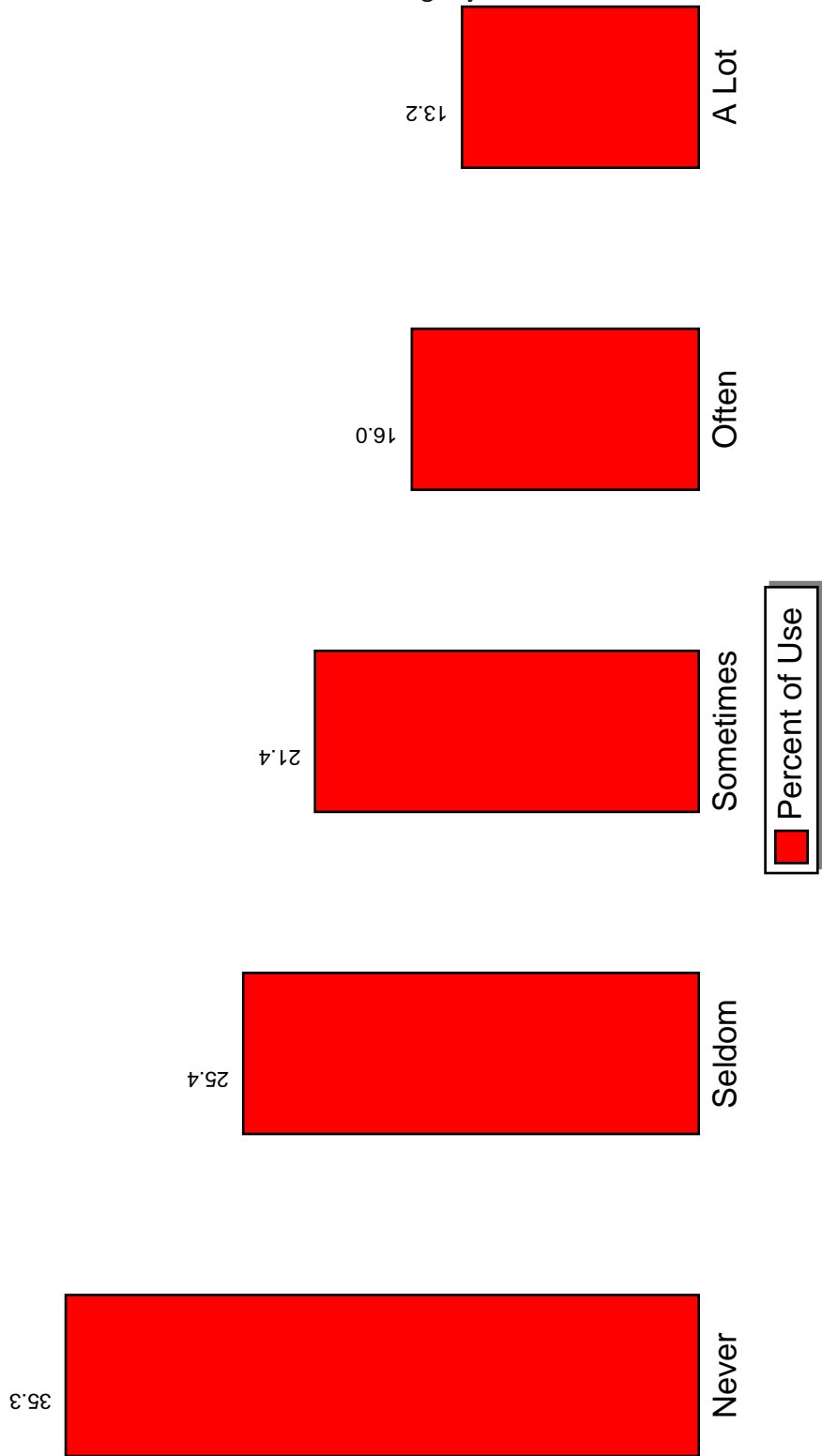
Figure 3.16: % Students Who Use Illicit Drugs by Take Part in Sports Teams



Source: PRIDE Surveys

% Students Who Use Illicit Drugs by Take Part in School Activities

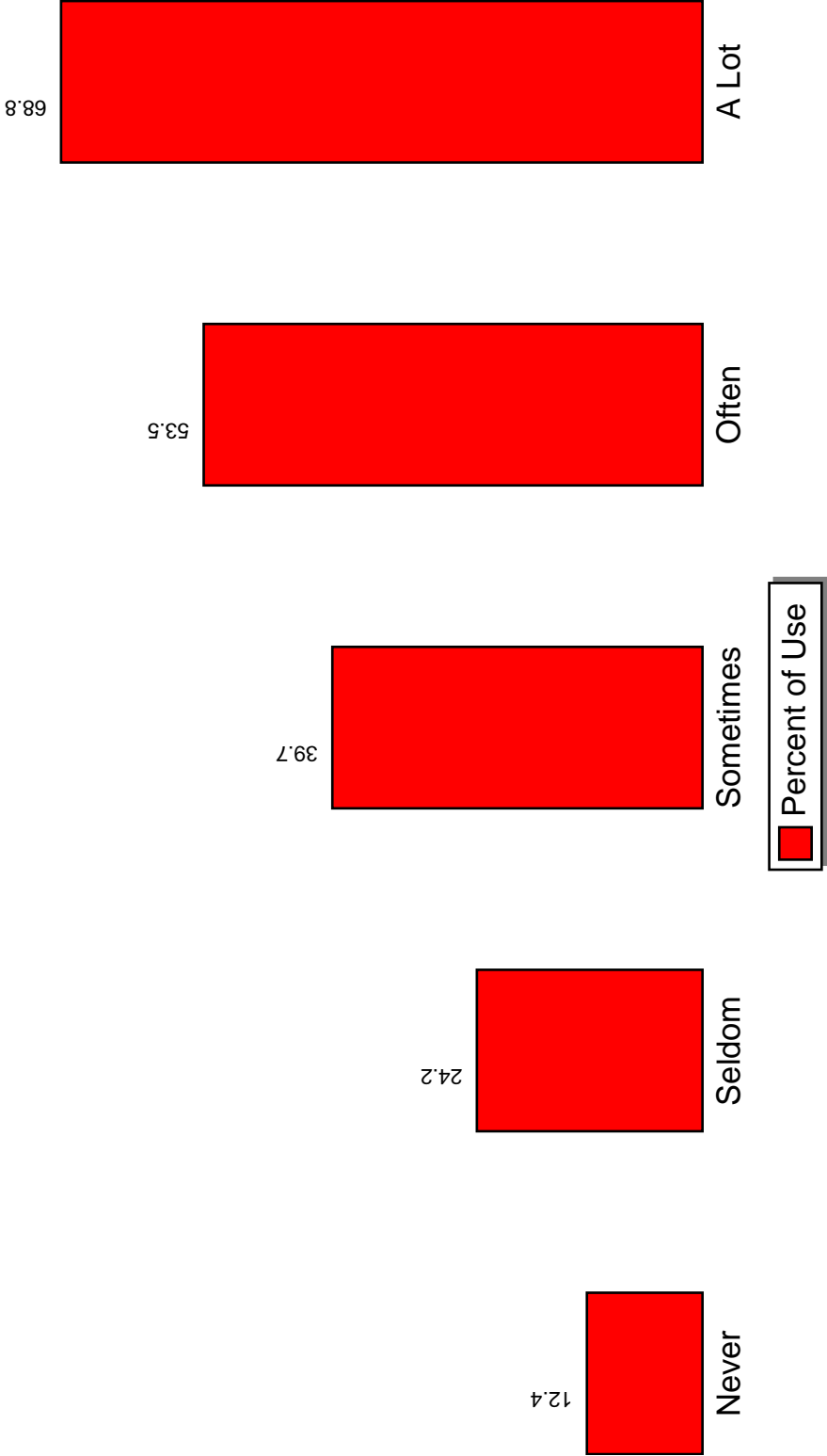
Figure 3.17: % Students Who Use Illicit Drugs by Take Part in School Activities



Source: PRIDE Surveys

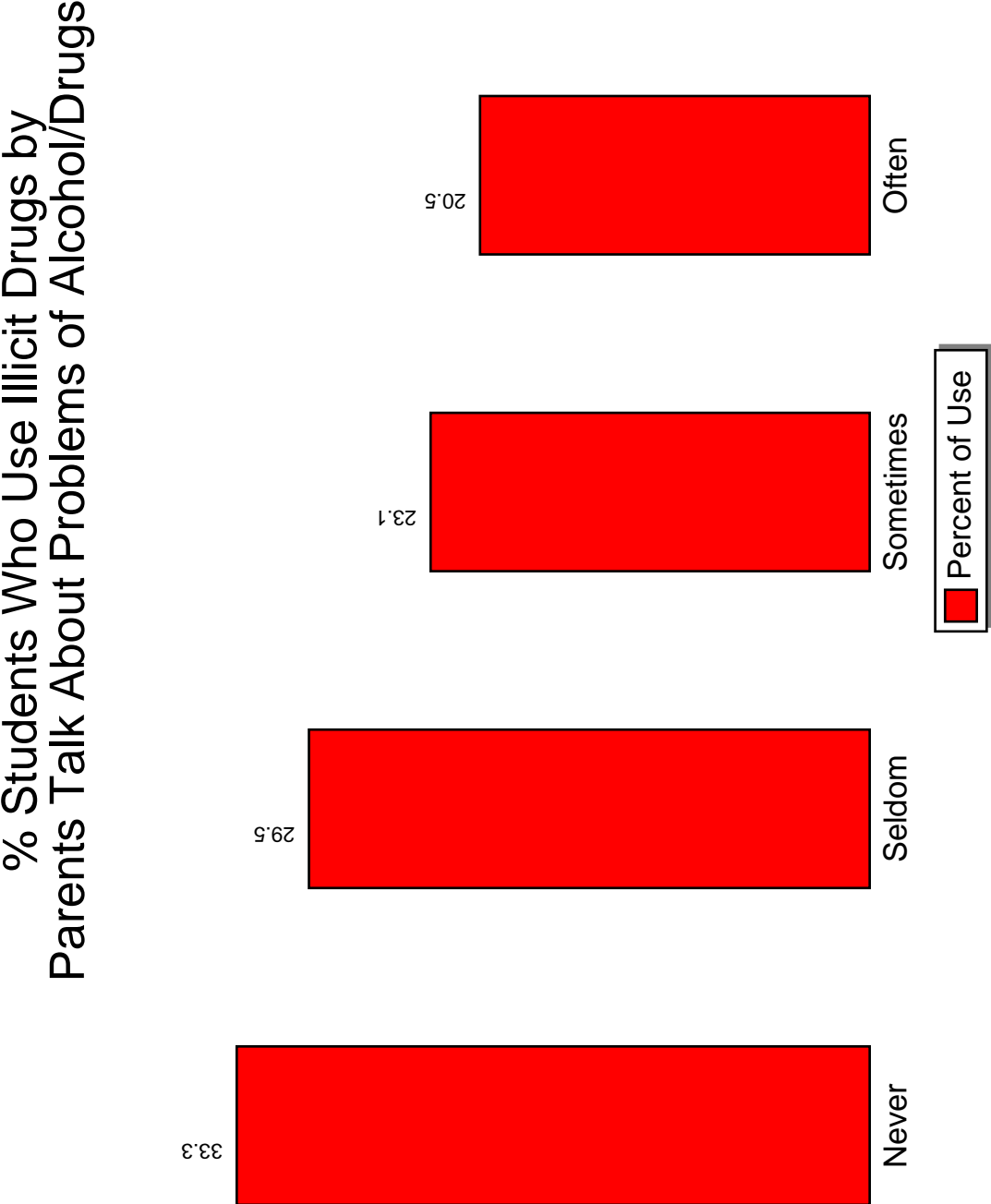
% Students Who Use Illicit Drugs by Get Into Trouble at School

Figure 3.18: % Students Who Use Illicit Drugs by Get Into Trouble at School



Source: PRIDE Surveys

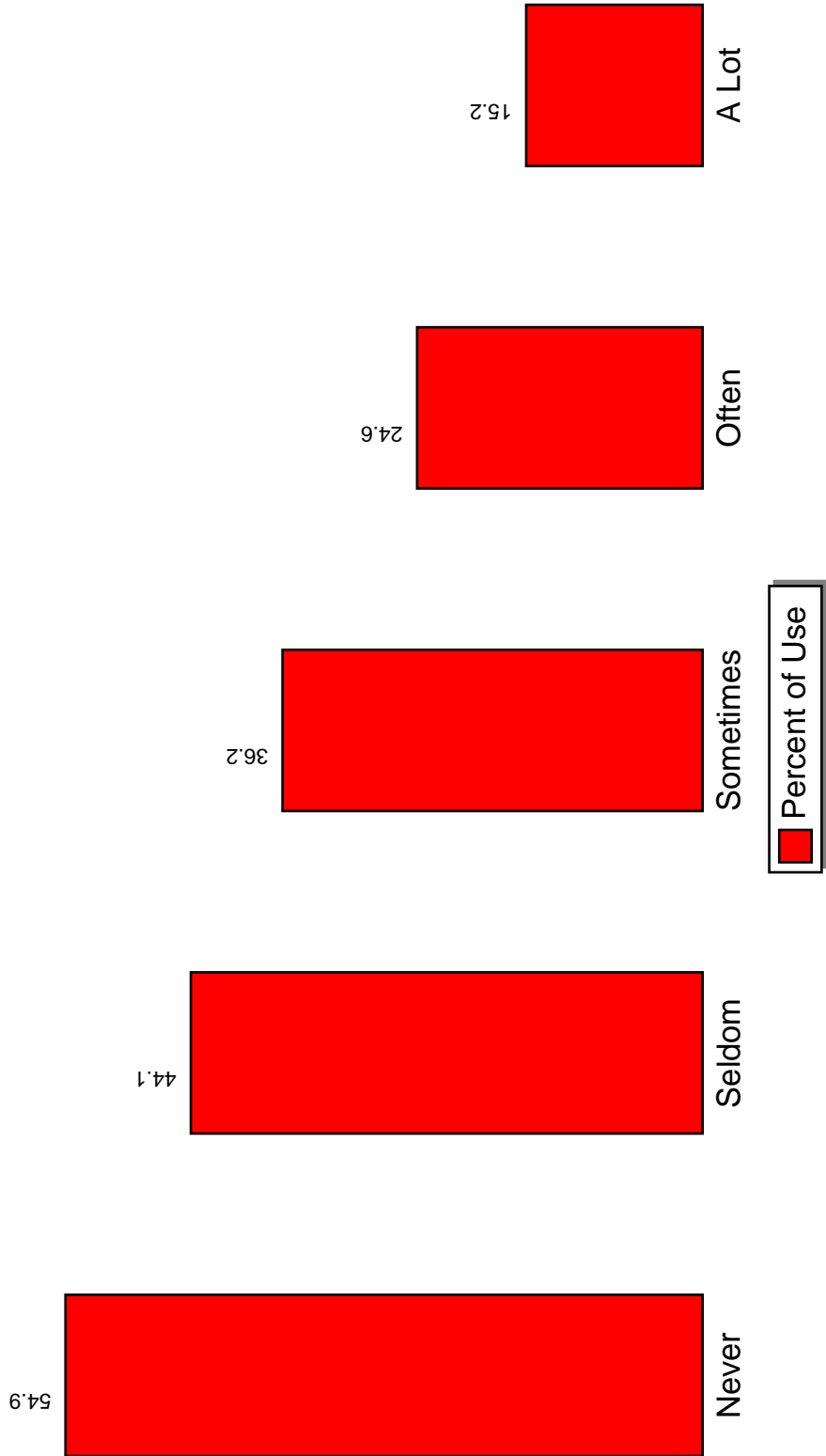
Figure 3.19: % Students Who Use Illicit Drugs by Parents Talk About Problems of Alcohol/Drugs



Source: PRIDE Surveys

% Students Who Use Illicit Drugs by Parents Set Clear Rules

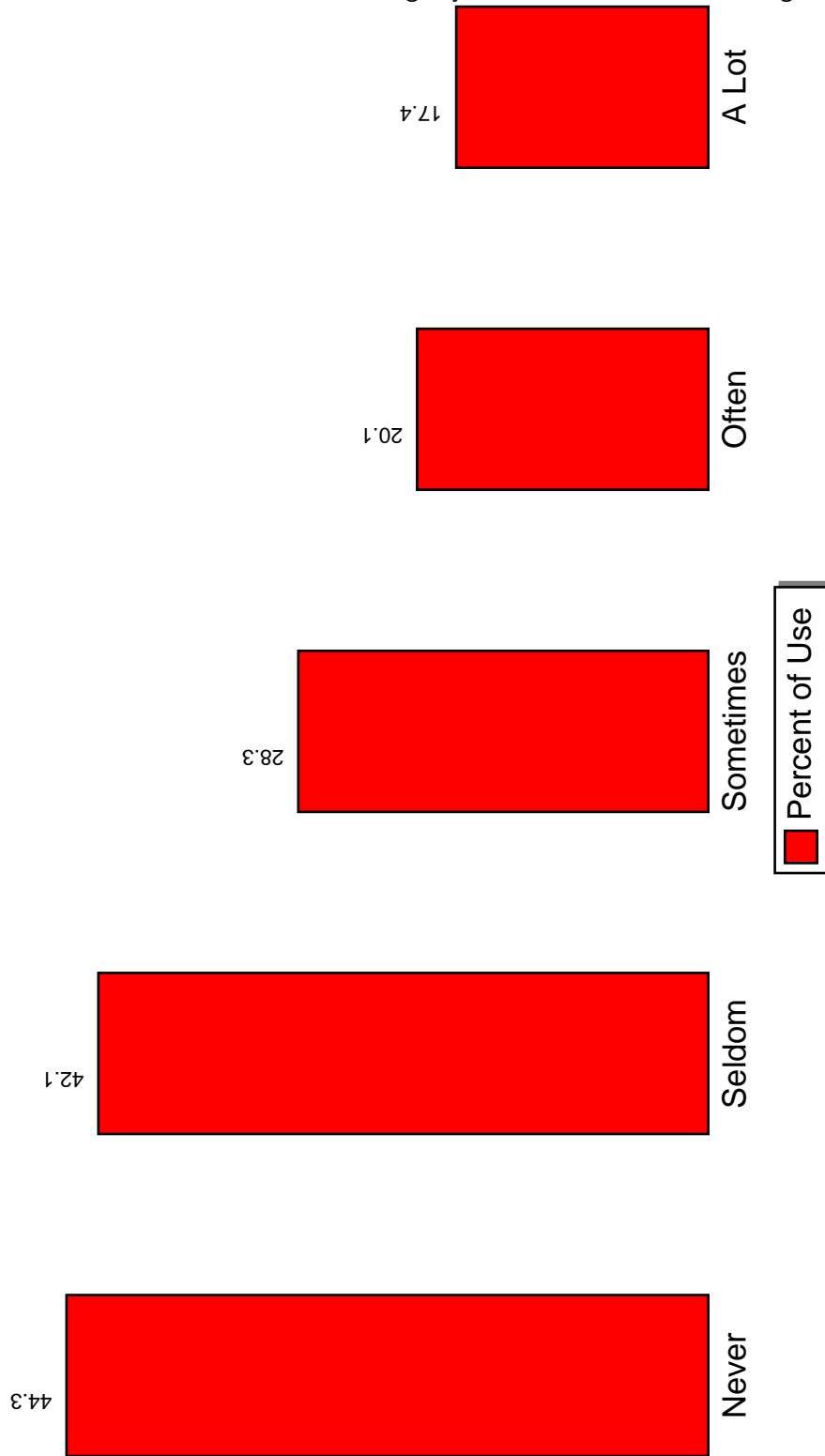
Figure 3.20: % Students Who Use Illicit Drugs by Parents Set Clear Rules



Source: PRIDE Surveys

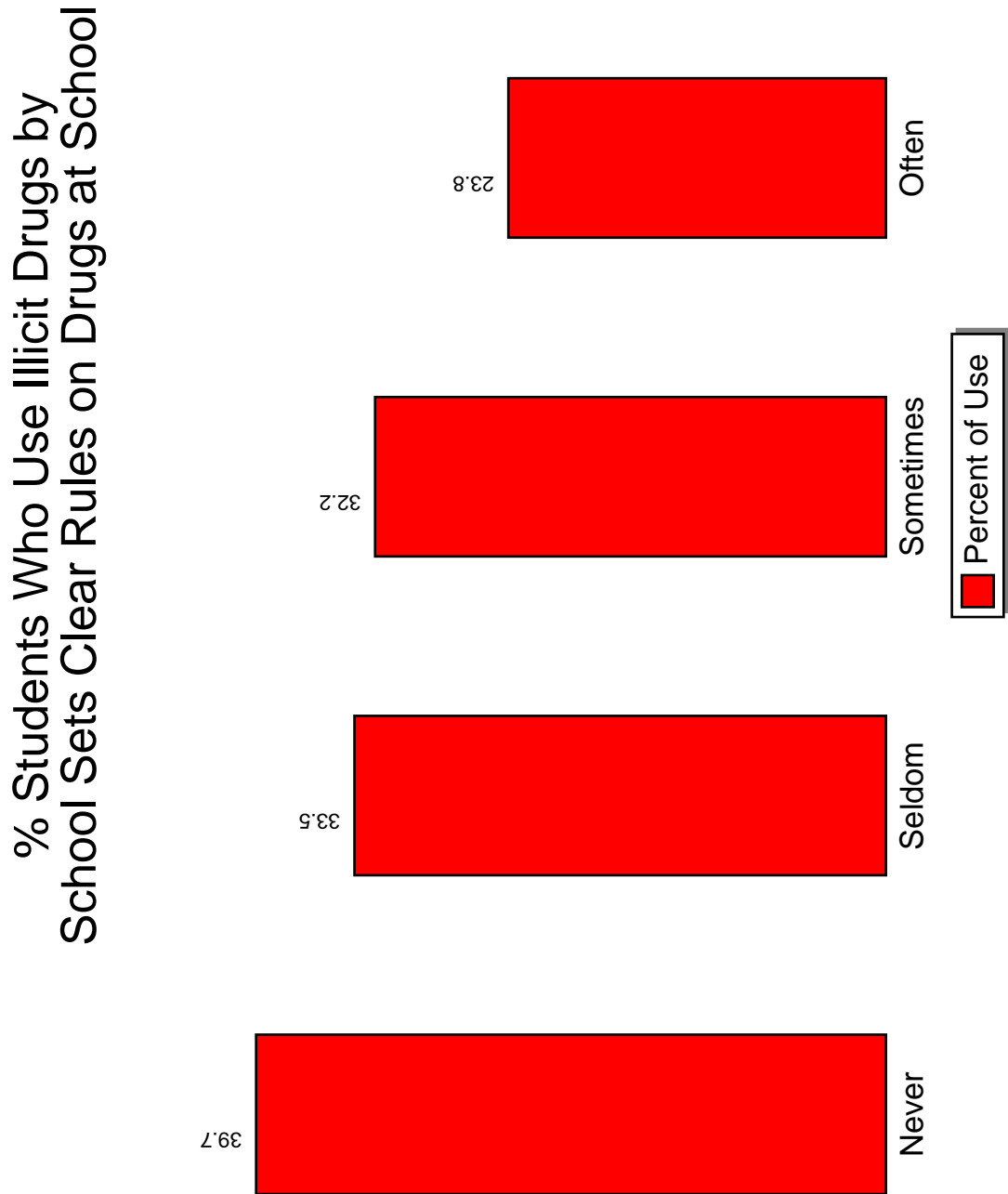
% Students Who Use Illicit Drugs by Parents Punish for Breaking Rules

Figure 3.21: % Students Who Use Illicit Drugs by Parents Punish for Breaking Rules



Source: PRIDE Surveys

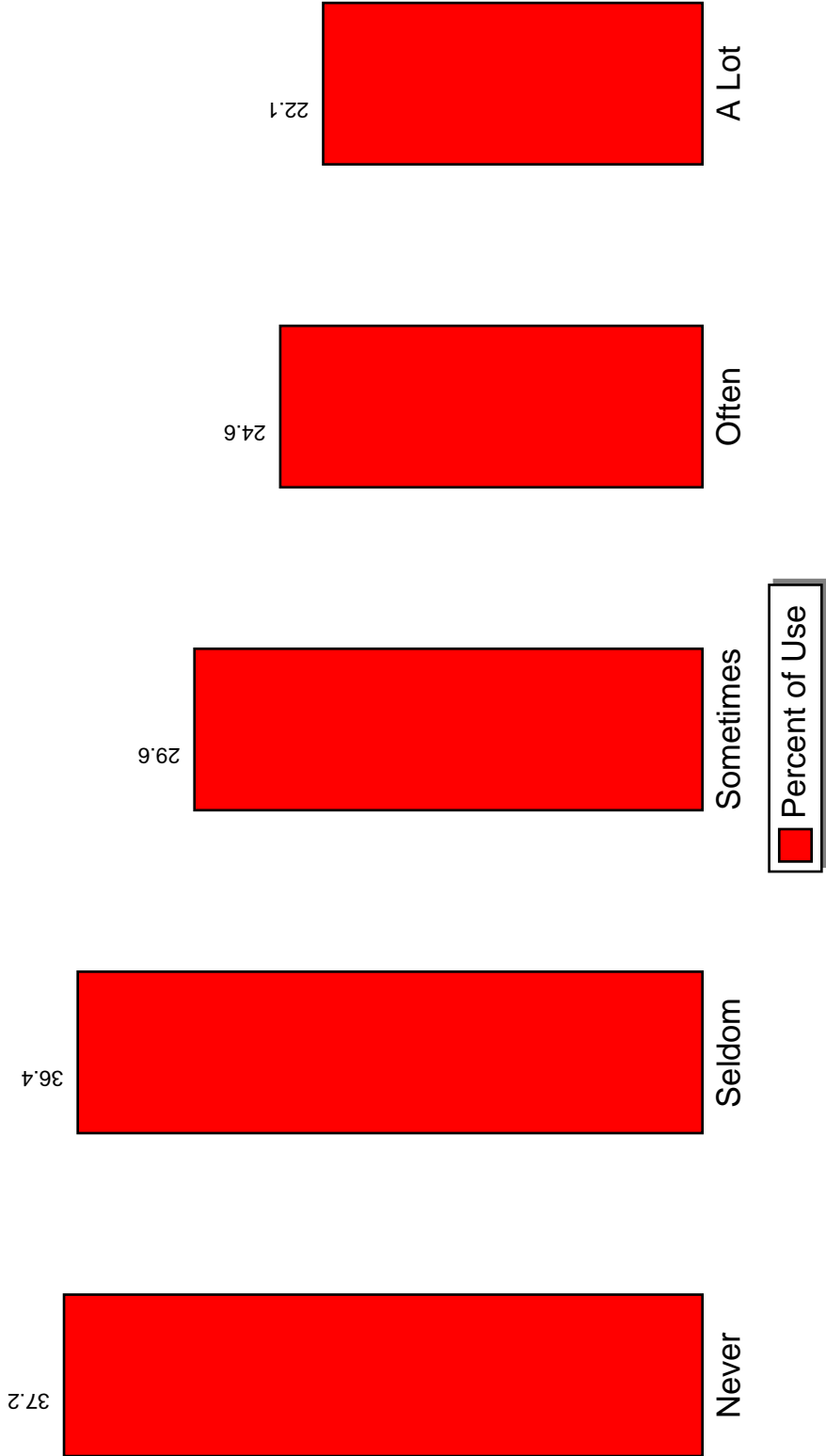
Figure 3.22: % Students Who Use Illicit Drugs by School Sets Clear Rules on Drugs at School



Source: PRIDE Surveys

% Students Who Use Illicit Drugs by School Punishes for Breaking Rules

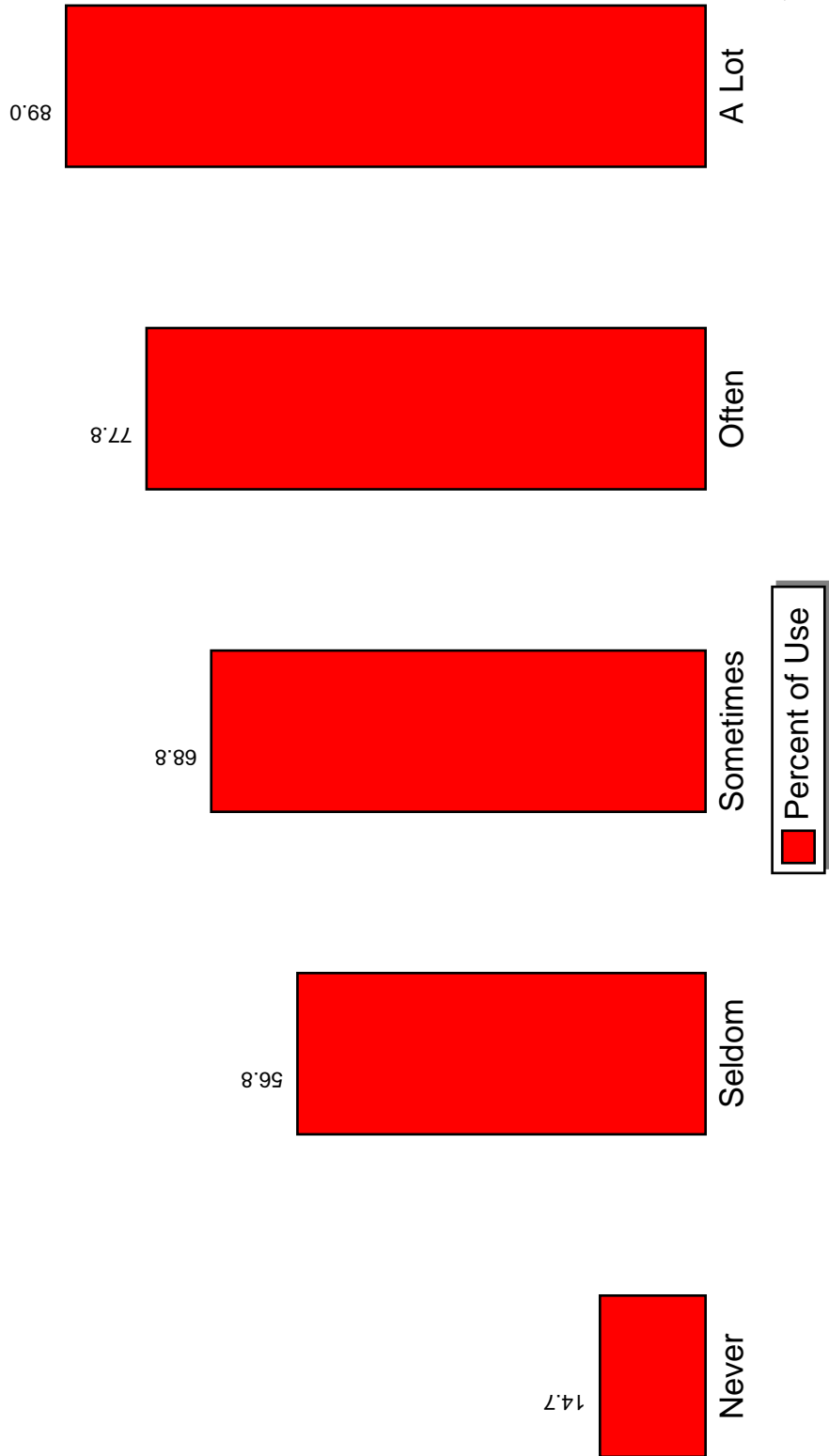
Figure 3.23: % Students Who Use Illicit Drugs by School Punishes for Breaking Rules



Source: PRIDE Surveys

% Students Who Use Illicit Drugs by Been Caught Using Alcohol/Drugs

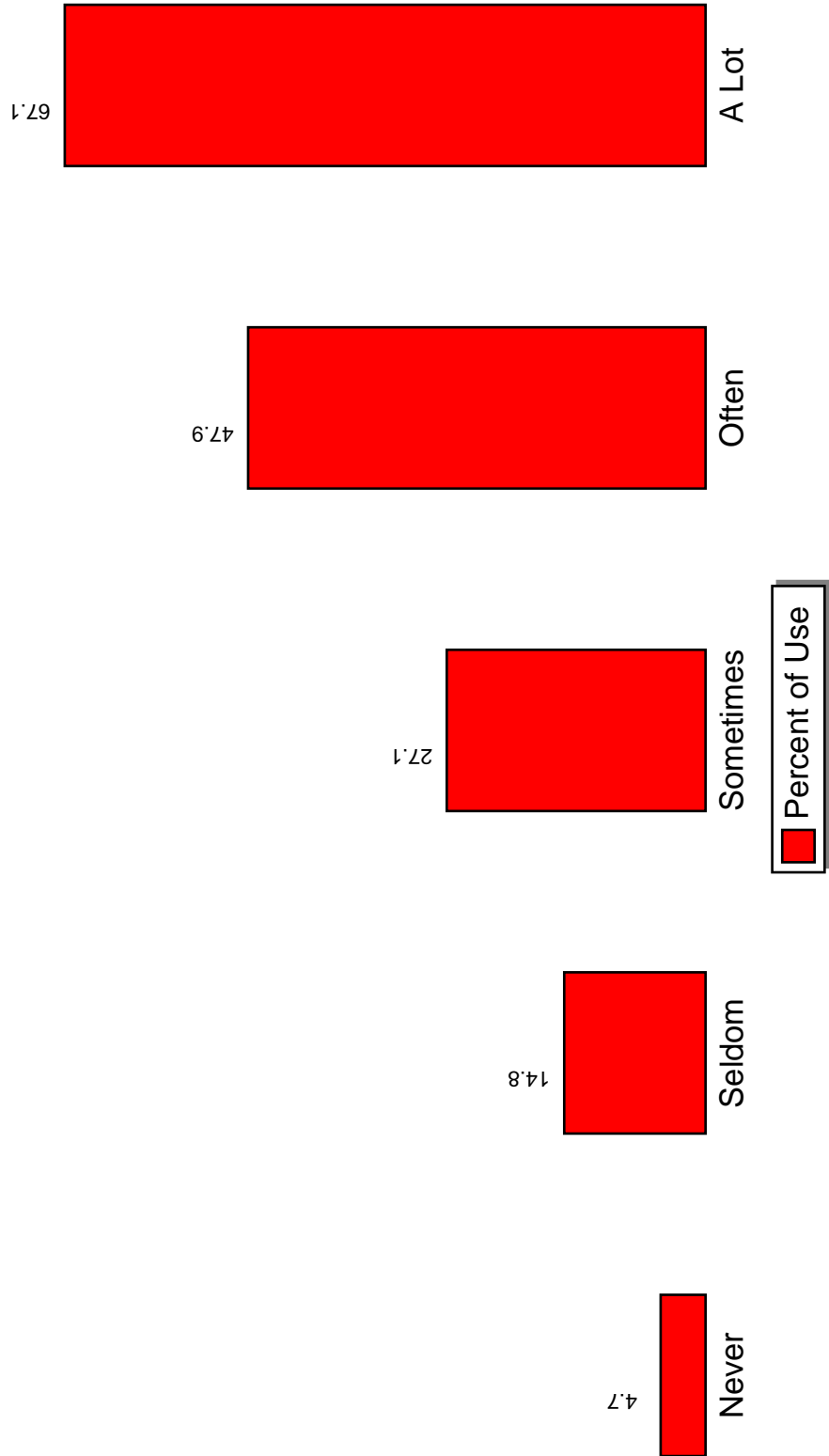
Figure 3.24: % Students Who Use Illicit Drugs by Been Caught Using Alcohol/Drugs



Source: PRIDE Surveys

% Students Who Use Illicit Drugs by Friends Use Tobacco

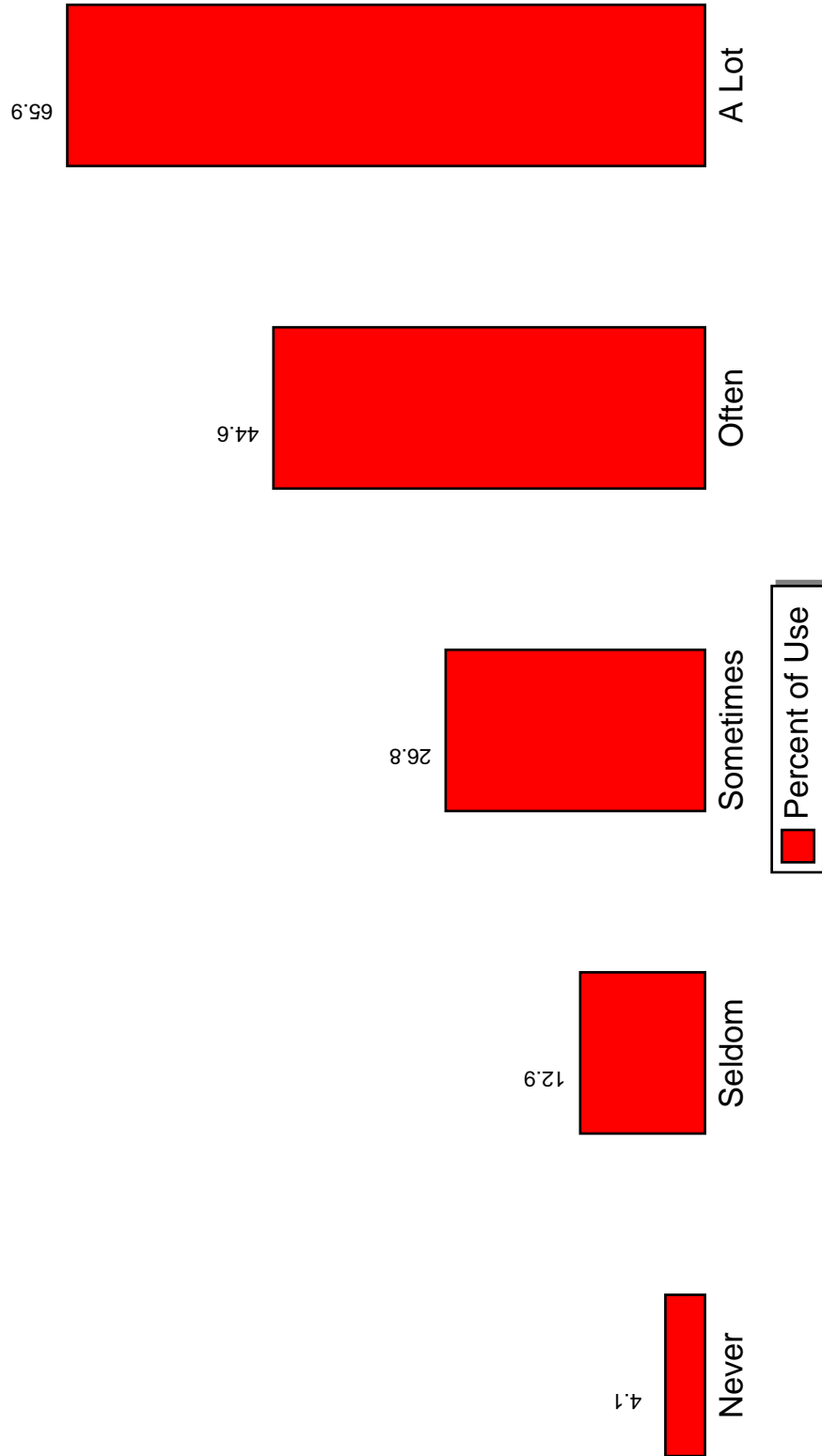
Figure 3.25: % Students Who Use Illicit Drugs by Friends Use Tobacco



Source: PRIDE Surveys

% Students Who Use Illicit Drugs by Friends Use Alcohol

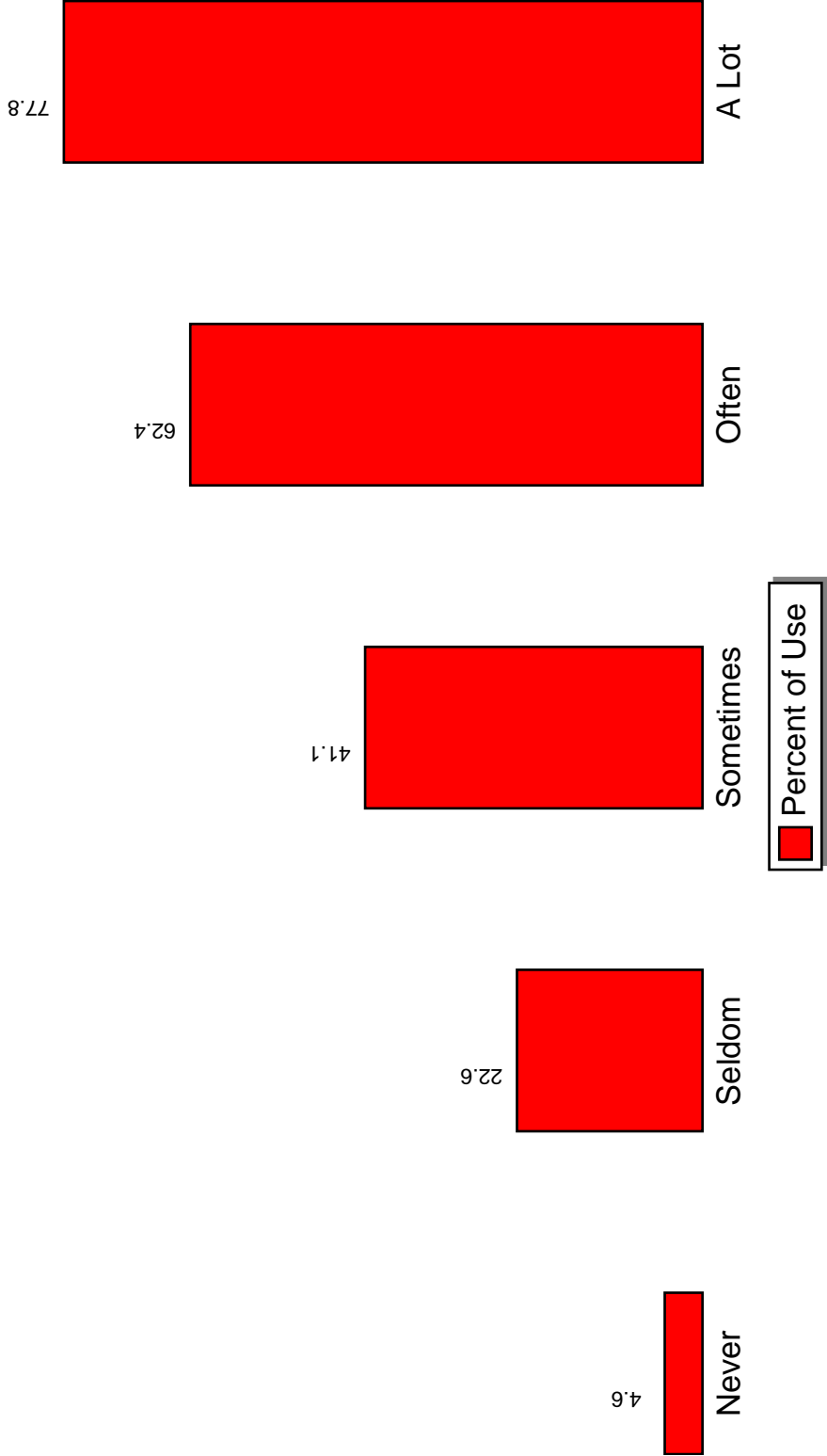
Figure 3.26: % Students Who Use Illicit Drugs by Friends Use Alcohol



Source: PRIDE Surveys

% Students Who Use Illicit Drugs by Friends Use Drugs

Figure 3.27: % Students Who Use Illicit Drugs by Friends Use Drugs



Source: PRIDE Surveys

Chapter 4

Summary Statistics

The following graphs and tables summarize some of the *Student Information* questions in regards to drug use. These data are calculated by examining specific subsets of your population. For example, a percentage is calculated for students who report carrying a gun and their liquor use. This percentage is calculated as follows:

$$\frac{\text{Number of those reporting carrying a gun to school and claiming to use liquor}}{\text{Number of those reporting carrying a gun and validly responding to the question *How Often Do You Use Liquor*}}$$

The *Ratio* describes the relationship between the groups examined on each graph. For example, in looking at Guns vs No Guns if the cocaine ratio were 5.3 this would mean the percentage of students who report cocaine use was 5.3 times higher for students who report bringing a gun to school compared to those who don't.

4.1 Guns

Total number of students surveyed = 9979

325 students report carrying a gun to school. (3.5% of total responding)

Of the 325 students who report carrying a gun to school,

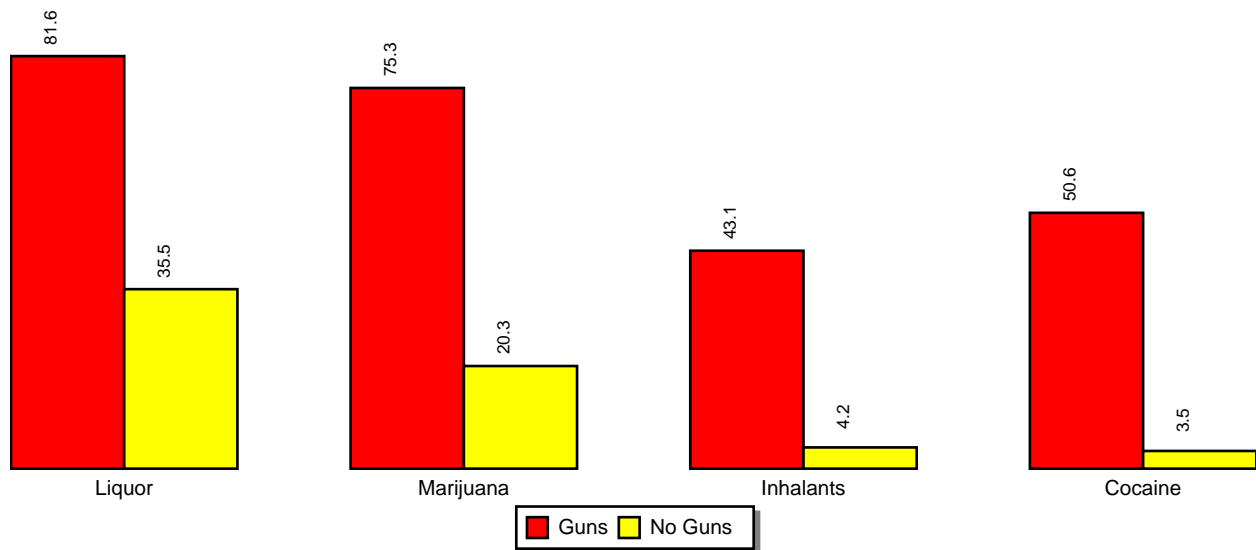
258 report using liquor (81.6%)

235 report using marijuana (75.3%).

134 report using inhalants (43.1%).

160 report using cocaine (50.6%).

Figure 4.1: Drug Use of Students Who Carry Guns vs Students Who Do Not
 Drug Use of Students Who Carry Guns vs Students Who Do Not



Source: PRIDE Surveys

Drug	Guns	No Guns	Ratio
Liquor	81.6%	35.5%	2.3
Marijuana	75.3%	20.3%	3.7
Cocaine	50.6%	3.5%	14.5
Inhalants	43.1%	4.2%	10.3
N of Students	325	8981	

4.2 Gangs

Total number of students surveyed = 9979

1084 students report taking part in gang activities, (11.4% of total responding)

Of the 1084 students who report taking part in gang activities,

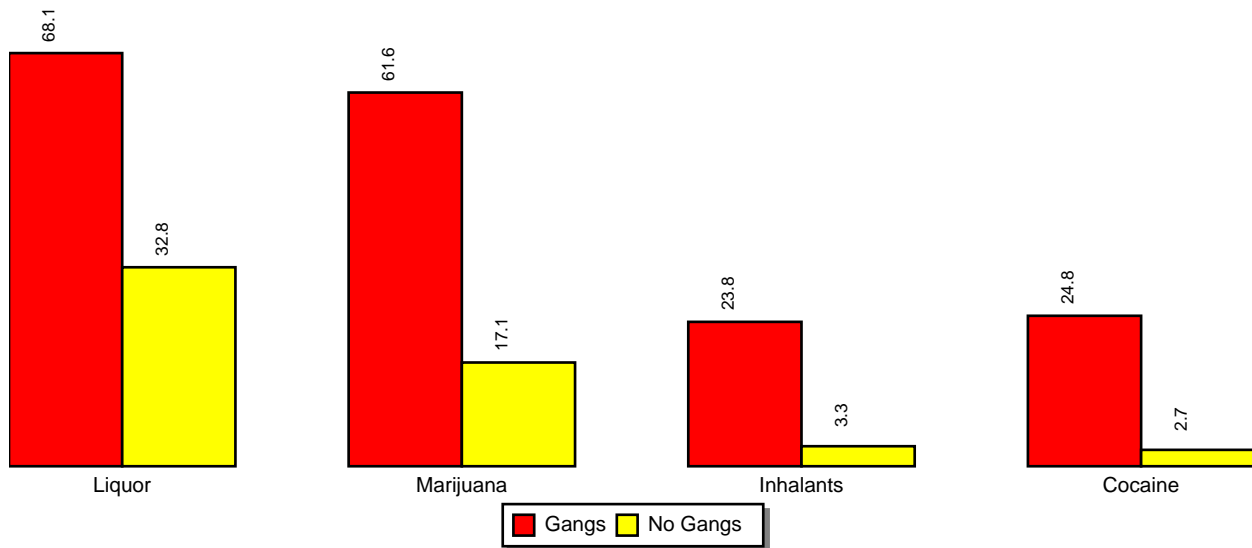
719 report using liquor (68.1%)

649 report using marijuana (61.6%).

250 report using inhalants (23.8%).

261 report using cocaine (24.8%).

Figure 4.2: Drug Use of Students In Gangs vs Students Not In Gangs
 Drug Use of Students In Gangs vs Students Not In Gangs



Source: PRIDE Surveys

Drug	Gangs	No Gangs	Ratio
Liquor	68.1%	32.8%	2.1
Marijuana	61.6%	17.1%	3.6
Cocaine	24.8%	2.7%	9.2
Inhalants	23.8%	3.3%	7.2
N of Students	1084	8425	

4.3 Suicide

Total number of students surveyed = 9979

692 students report thinking *Often* or *A Lot* about committing suicide. (7.3% of total responding)

Of the 692 students thinking *Often* or *A Lot* about committing suicide,

440 report using liquor (64.7%)

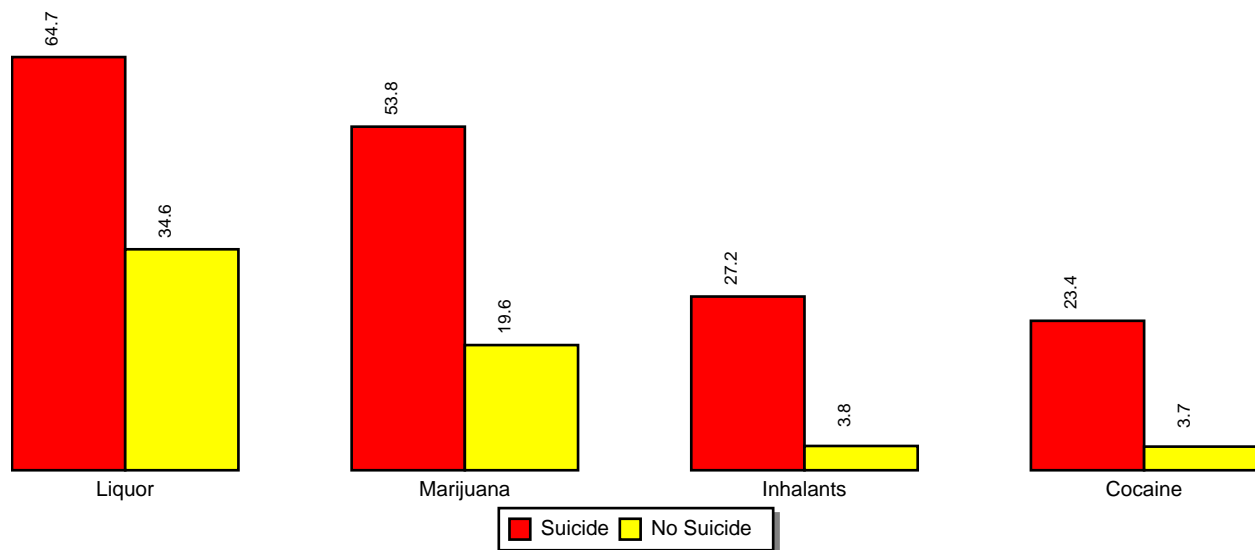
363 report using marijuana (53.8%).

184 report using inhalants (27.2%).

158 report using cocaine (23.4%).

Figure 4.3: Drug Use of Students Who Think of Suicide

Drug Use of Students Who Think of Suicide Often or a Lot vs Students Who Do Not



Source: PRIDE Surveys

Drug	Suicide	No Suicide	Ratio
Liquor	64.7%	34.6%	1.9
Marijuana	53.8%	19.6%	2.7
Cocaine	23.4%	3.7%	6.3
Inhalants	27.2%	3.8%	7.2
N of Students	692	8780	

4.4 Threatening Behaviors

Total number of students surveyed = 9979

3478 students report threatening to harm another student. (37.0% of total responding)

Of the 3478 students who report threatening to harm,

282 report carrying a gun to school (8.2%)

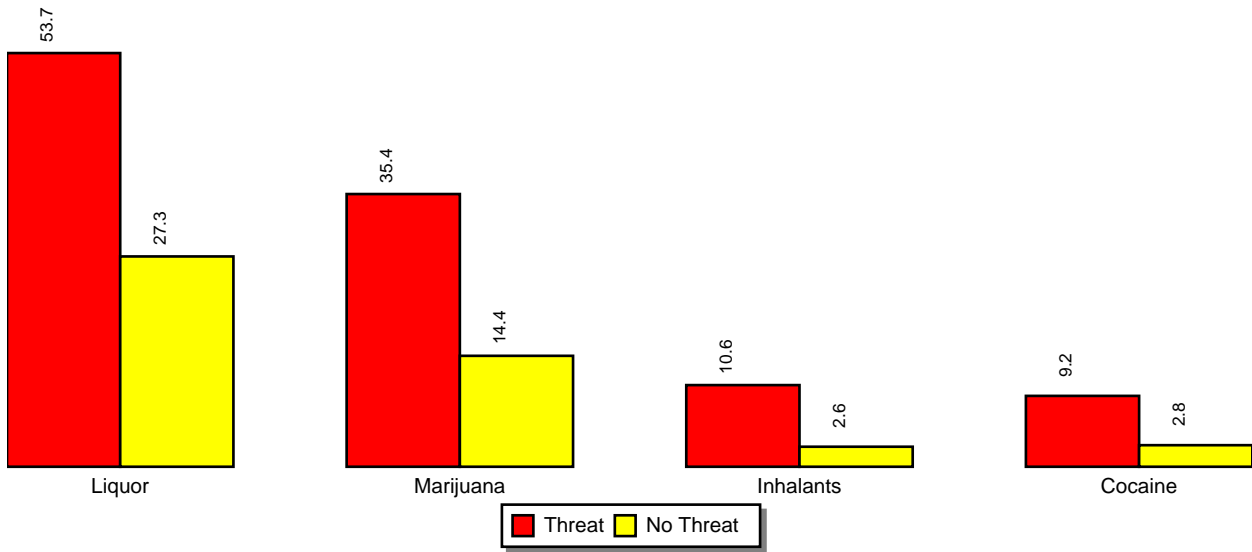
1839 report using liquor (53.7%)

1209 report using marijuana (35.4%).

360 report using inhalants (10.6%).

315 report using cocaine (9.2%).

Figure 4.4: Drug Use of Students Who Threaten vs Students Who Do Not
Drug Use of Students Who Threaten vs Students Who Do Not



Source: PRIDE Surveys

Drug	Threat	No Threat	Ratio
Liquor	53.7%	27.3%	2.0
Marijuana	35.4%	14.4%	2.5
Cocaine	9.2%	2.8%	3.3
Inhalants	10.6%	2.6%	4.1
N of Students	3478	5915	

4.5 Trouble With The Police

Total number of students surveyed = 9979

2959 students report getting in trouble with the police. (31.1% of total responding)

Of the 2959 students who report getting in trouble with the police,

1760 report using liquor (61.0%)

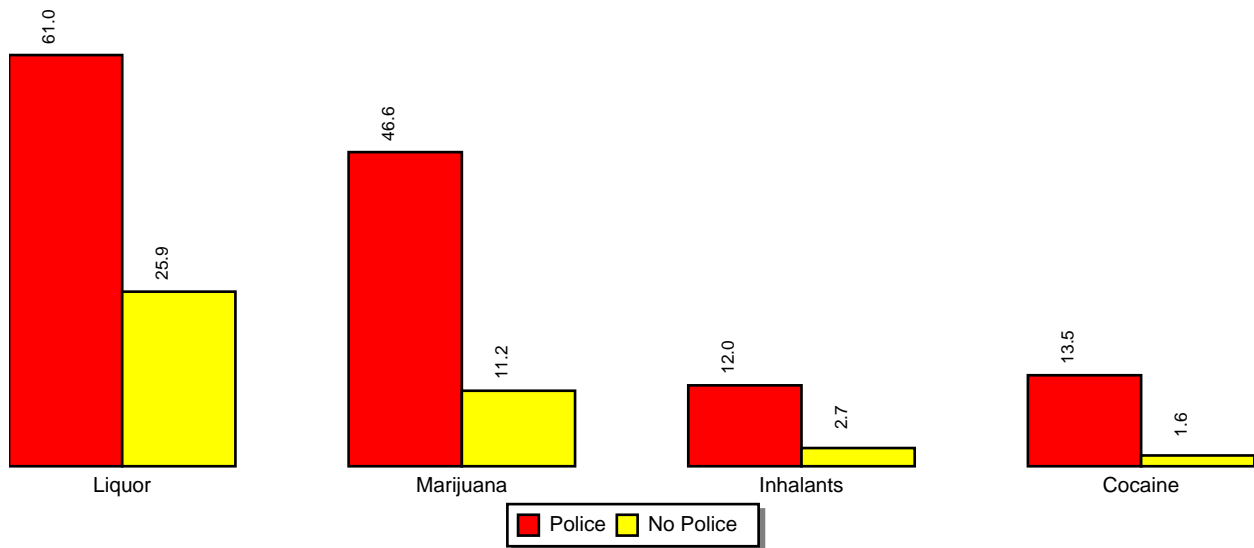
1342 report using marijuana (46.6%).

343 report using inhalants (12.0%).

389 report using cocaine (13.5%).

Figure 4.5: Drug Use of Students Who Get In Trouble With Police vs Those Who Do Not

Drug Use of Students Who Get In Trouble With Police vs Those Who Do Not



Source: PRIDE Surveys

Drug	Police	No Police	Ratio
Liquor	61.0%	25.9%	2.4
Marijuana	46.6%	11.2%	4.2
Cocaine	13.5%	1.6%	8.4
Inhalants	12.0%	2.7%	4.4
N of Students	2959	6550	

4.6 Personal Safety

Total number of students surveyed = 9979

2297 students report being afraid another student will hurt them at school. (24.6% of total responding)

Of these 2297 students, 151 report carrying a gun to school (6.6%).

2123 students report getting hurt at school. (22.7% of total responding)

Of these 2123 students, 212 report carrying a gun to school (10.1%).

4.7 Risk and Protective Factors

A *risk factor* is any characteristic which researchers have linked to a higher incidence of drug use. A *protective factor* is any characteristic which has been linked to a lower incidence of drug use. The following analysis of local risk and protective factors does not consider any cause and effect, only a *relationship* between student characteristics and drug use. Community, School, Family and Individual risk and protective factors are grouped accordingly and discussed.

4.7.1 Community - Risk Factors

FACTOR	% AT RISK
Join in community activities (<i>Never/Seldom</i>)	60.1%
Attend church or synagogue (<i>Never/Seldom</i>)	39.7%
Take part in gangs (<i>Seldom/Some/Often/A Lot</i>)	11.4%
Substance Availability (<i>Fairly/Very Easy to get</i>)	
Cigarettes	57.2%
Smokeless Tobacco	44.0%
Cigars	42.1%
Beer	57.5%
Wine Coolers	53.2%
Liquor	49.2%
Marijuana	39.2%
Cocaine	20.1%
Uppers	18.9%
Downers	21.5%
Inhalants	31.2%
Hallucinogens	16.9%
Heroin	15.3%
Steroids	16.7%
Ecstasy	16.8%
OxyContin	18.2%

The above survey results show community risk factors. These factors include *low neighborhood attachment* (never or seldom participate in community activities, church or synagogue); *community disorganization and norms favorable toward drug use* (student participation in gangs); and *availability of alcohol and other drugs* (fairly or very easy to get alcohol and other drugs). Note that a higher risk factor indicates an increased probability of involvement in drug use.

4.7.2 Community - Protective Factors

FACTOR	% PROTECTED
Join in community activities (<i>Often/A Lot</i>)	23.1%
Attend church or synagogue (<i>Often/A Lot</i>)	39.9%
Take part in gangs (<i>Never</i>)	88.6%
Substance Availability (<i>Cannot Get</i>)	
Cigarettes	36.3%
Smokeless Tobacco	47.8%
Cigars	46.8%
Beer	32.6%
Wine Coolers	35.9%
Liquor	39.1%
Marijuana	48.6%
Cocaine	62.4%
Uppers	63.8%
Downers	62.3%
Inhalants	58.3%
Hallucinogens	65.2%
Heroin	66.8%
Steroids	66.2%
Ecstasy	65.8%
OxyContin	65.1%

The above survey results show community protective factors. These factors include *supportive networks and social bonds* (participate in community activities, church or synagogue often or a lot); *community organization and norms favorable to support non-use among youth* (never participate in gangs); and *limited availability of alcohol and other drugs* (cannot get alcohol and other drugs). Note that a higher protective factor indicates a decreased probability of involvement in drug use.

4.7.3 School - Risk Factors

FACTOR	% AT RISK
Make good grades (<i>Never/Seldom</i>)	4.7%
Play on school sports teams (<i>Never/Seldom</i>)	47.5%
Join in school activities (<i>Never/Seldom</i>)	54.9%
Trouble at school (<i>Often/A Lot</i>)	6.6%

The above survey results show school risk factors. These factors include *academic failure* (never or seldom make good grades); *low commitment to school* (never or seldom join in school activities or sports teams); and *early anti-social behavior* (get into trouble at school often or a lot).

4.7.4 School - Protective Factors

FACTOR	% PROTECTED
Make good grades (<i>Often/A Lot</i>)	68.1%
Play on school sports teams (<i>Often/A Lot</i>)	36.8%
Join in school activities (<i>Often/A Lot</i>)	29.6%
Trouble at school (<i>Never/Seldom</i>)	73.8%

The above survey results show school protective factors. These factors include *high academic expectations, goal setting and mastery* (make good grades often or a lot); *active involvement in extracurricular activities sponsored by the school* (join in school activities or sports teams often or a lot); and *pro-social development* (never or seldom get into trouble at school).

4.7.5 Family - Risk Factors

FACTOR	% AT RISK
Parents talk about alcohol/drugs (<i>Never/Seldom</i>)	38.9%
Parents set clear rules (<i>Never/Seldom</i>)	10.4%
Parents enforce rules (<i>Never/Seldom</i>)	17.4%

The above survey results show family risk factors. These factors include *weak parental attitudes towards use* (parents never or seldom talk to their children about the harmful effects of using drugs); and *family management problems* (parents never or seldom set clear rules and never or seldom enforce those rules).

4.7.6 Family - Protective Factors

FACTOR	% PROTECTED
Parents talk about alcohol/drugs (<i>Often/A Lot</i>)	29.9%
Parents set clear rules (<i>Often/A Lot</i>)	71.0%
Parents enforce rules (<i>Often/A Lot</i>)	57.2%

The above survey results show family protective factors. These factors include *strong parental attitudes against adolescent drug use* (parents talk to their children about the harmful effects of using drugs often or a lot); *parents' clear expectations of their children* (parents set clear rules often or a lot); and *discipline* (parents punish their children often or a lot when they break the rules).

4.7.7 Individual - Risk Factors

FACTOR	% AT RISK
Threaten students (<i>One or more times</i>)	37.0%
Trouble with police (<i>Seldom/Sometimes/Often/A Lot</i>)	31.1%
Think about suicide (<i>Often/A Lot</i>)	7.3%
Harmful to health (<i>No/Some Harm</i>)	
Cigarettes	17.3%
Smokeless Tobacco	21.5%
Cigars	26.3%
Beer	50.1%
Wine Coolers	62.2%
Liquor	36.6%
Marijuana	22.9%
Cocaine	5.8%
Uppers	7.5%
Downers	14.5%
Inhalants	17.5%
Hallucinogens	9.1%
Heroin	5.8%
Steroids	13.8%
Ecstasy	8.8%
OxyContin	10.4%

The above survey results show individual risk factors. These include *anti-social behavior in early adolescence and rebelliousness* (threaten to harm others and get in trouble with the police); *alienation* (think about suicide often or a lot); and *favorable attitudes towards drug use* (feel drugs are not harmful, sometimes harmful).

4.7.8 Individual - Protective Factors

FACTOR	% PROTECTED
Threaten students (<i>Never</i>)	63.0%
Trouble with police (<i>Never</i>)	68.9%
Think about suicide (<i>Never/Seldom</i>)	84.3%
<hr/>	
Harmful to health (<i>Very Much</i>)	
Cigarettes	50.5%
Smokeless Tobacco	45.3%
Cigars	41.6%
Beer	25.7%
Wine Coolers	19.9%
Liquor	33.1%
Marijuana	58.5%
Cocaine	82.2%
Uppers	78.1%
Downers	62.1%
Inhalants	60.3%
Hallucinogens	73.9%
Heroin	82.1%
Steroids	60.5%
Ecstasy	75.2%
OxyContin	71.8%

The above survey results show individual protective factors. These include *respect for authority* (never threaten to harm students or teachers and never get into trouble with the police); *feeling of belonging*, *higher respect for self* (think about suicide never or seldom); and *unfavorable attitudes towards drug use* (feel drugs are very much harmful).

Chapter 5

Drug-Free Communities Support Program

The following tables contain data that is requested by the Office of Juvenile Justice and Drug Prevention on the Drug-Free Communities Support Program form. Some of the wording of questions asked by the OJJDP differ somewhat from those asked by the **Pride Surveys Questionnaire**. The following is a list of the OJJDP requested statistics and their **Pride Surveys** equivalent. The **Pride Surveys Questionnaire** can be used to reliably measure and monitor change in all of these areas. The drug categories measured are tobacco, alcohol and marijuana. A *Combined* drug category has been created for all of these areas except for *Age of Onset*.

30-Day Use The question *How often do you use* is used to measure this statistic by reporting the percentage of students who report using *Once a Month* or more often.

Perception of Risk The question *Do you feel the following drugs are harmful to your health* is used to measure this statistic by reporting the percentage of students who report that using the drug is *Harmful* or *Very Harmful* to their health.

Perception of Disapproval The question *Would your parents disapprove of you...* and *Would your friends disapprove of you...* are used to measure this statistic by reporting the percentage of students who report that parents/friends would *Disapprove* or *Strongly Disapprove* of using tobacco, alcohol and marijuana.

Age of Onset The question *At what age did you first use...* is used to measure this statistic. The possible responses to this question range from *8 or Under* to *17 or Older*. The table shows the age range that represents the average category score for this question of those students who answered the question with a response other than *Never Used*.

Availability The question *How easy is it to get...* is used to measure this statistic by reporting the percentage of students who report that the drug is *Fairly Easy* or *Very Easy* to get.

Friends Use The question *Do your friends use...* is used to measure this statistic by reporting the percentage of students who report that their friends *Never* use tobacco or illicit drugs and *Never* or *Seldom* use alcohol.

5.1 Monthly Use

Table 5.1: Monthly Use of Alcohol

Grade Level	N of Valid	N of Miss	Percent of Use
7th	1705	68	7.8
8th	1831	48	15.8
9th	1849	15	23.4
10th	1700	16	32.6
11th	1437	20	36.7
12th	1265	25	44.9
Jr Hi	3536	116	11.9
Sr Hi	6251	76	33.3
Total	9787	192	25.6

Table 5.2: Monthly Use of Tobacco

Grade Level	N of Valid	N of Miss	Percent of Use
7th	1708	65	6.9
8th	1834	45	14.3
9th	1849	15	21.0
10th	1704	12	25.5
11th	1439	18	29.6
12th	1272	18	35.9
Jr Hi	3542	110	10.7
Sr Hi	6264	63	27.2
Total	9806	173	21.3

Table 5.3: Monthly Use of Marijuana

Grade Level	N of Valid	N of Miss	Percent of Use
7th	1691	82	3.7
8th	1815	64	8.7
9th	1834	30	13.2
10th	1693	23	18.7
11th	1426	31	21.5
12th	1253	37	25.1
Jr Hi	3506	146	6.3
Sr Hi	6206	121	19.0
Total	9712	267	14.4

5.2 Perception of Risk

Table 5.4: Perception of Risk of Alcohol

Grade Level	N of Valid	N of Miss	Harmful or Very Harmful
7th	1719	54	79.8
8th	1834	45	71.3
9th	1848	16	64.1
10th	1696	20	61.4
11th	1431	26	61.9
12th	1264	26	57.0
Jr Hi	3553	99	75.4
Sr Hi	6239	88	61.4
Total	9792	187	66.5

Table 5.5: Perception of Risk of Tobacco

Grade Level	N of Valid	N of Miss	Harmful or Very Harmful
7th	1719	54	92.2
8th	1839	40	90.2
9th	1848	16	87.6
10th	1695	21	88.3
11th	1431	26	87.4
12th	1264	26	86.6
Jr Hi	3558	94	91.1
Sr Hi	6238	89	87.6
Total	9796	183	88.9

Table 5.6: Perception of Risk of Marijuana

Grade Level	N of Valid	N of Miss	Harmful or Very Harmful
7th	1697	76	90.1
8th	1825	54	84.3
9th	1832	32	77.3
10th	1688	28	71.4
11th	1422	35	69.6
12th	1255	35	64.5
Jr Hi	3522	130	87.1
Sr Hi	6197	130	71.4
Total	9719	260	77.1

5.3 Perception of Disapproval

Table 5.7: Perception of Parents Disapproval of Tobacco

Grade Level	N of Valid	N of Miss	Disapprove or Strongly Disapprove
7th	1526	247	85.1
8th	1680	199	84.2
9th	1752	112	82.2
10th	1609	107	82.8
11th	1378	79	79.2
12th	1185	105	76.6
Jr Hi	3206	446	84.6
Sr Hi	5924	403	80.6
Total	9130	849	82.0

Table 5.8: Perception of Parents Disapproval of Alcohol

Grade Level	N of Valid	N of Miss	Disapprove or Strongly Disapprove
7th	1529	244	81.4
8th	1680	199	78.6
9th	1760	104	77.1
10th	1602	114	78.8
11th	1373	84	74.9
12th	1192	98	71.6
Jr Hi	3209	443	79.9
Sr Hi	5927	400	75.9
Total	9136	843	77.3

Table 5.9: Perception of Parents Disapproval of Marijuana

Grade Level	N of Valid	N of Miss	Disapprove or Strongly Disapprove
7th	1514	259	87.3
8th	1685	194	85.5
9th	1749	115	85.6
10th	1603	113	86.7
11th	1371	86	84.9
12th	1187	103	83.7
Jr Hi	3199	453	86.3
Sr Hi	5910	417	85.4
Total	9109	870	85.7

Table 5.10: Perception of Friends Disapproval of Tobacco

Grade Level	N of Valid	N of Miss	Disapprove or Strongly Disapprove
7th	1461	312	61.1
8th	1652	227	53.2
9th	1719	145	49.7
10th	1588	128	47.0
11th	1373	84	44.4
12th	1182	108	37.7
Jr Hi	3113	539	56.9
Sr Hi	5862	465	45.3
Total	8975	1004	49.3

Table 5.11: Perception of Friends Disapproval of Alcohol

Grade Level	N of Valid	N of Miss	Disapprove or Strongly Disapprove
7th	1467	306	59.0
8th	1652	227	46.9
9th	1725	139	38.1
10th	1583	133	35.1
11th	1368	89	30.4
12th	1176	114	23.0
Jr Hi	3119	533	52.5
Sr Hi	5852	475	32.5
Total	8971	1008	39.4

Table 5.12: Perception of Friends Disapproval of Marijuana

Grade Level	N of Valid	N of Miss	Disapprove or Strongly Disapprove
7th	1464	309	65.8
8th	1648	231	57.3
9th	1714	150	54.9
10th	1580	136	51.5
11th	1366	91	49.7
12th	1180	110	42.5
Jr Hi	3112	540	61.3
Sr Hi	5840	487	50.2
Total	8952	1027	54.1

5.4 Age of First Use

Table 5.13: When did you first use any alcohol?

Grade Level	N of Valid	N of Miss	Avg Cat Score	Rounded Cat Score	Avg Age Cat
7th	1698	72	4.383	4	10
8th	1824	57	5.011	5	11
9th	1830	29	5.786	6	12
10th	1642	36	6.268	6	12
11th	1274	78	6.655	7	13
12th	1005	171	6.631	7	13
Jr Hi	3522	129	4.773	5	11
Sr Hi	5751	314	6.287	6	12
Total	9273	443	5.887	6	12

Table 5.14: When did you first use any tobacco?

Grade Level	N of Valid	N of Miss	Avg Cat Score	Rounded Cat Score	Avg Age Cat
7th	1701	70	4.346	4	10
8th	1825	54	4.858	5	11
9th	1834	27	5.544	6	12
10th	1667	35	5.959	6	12
11th	1303	49	6.092	6	12
12th	1083	148	6.362	6	12
Jr Hi	3526	124	4.676	5	11
Sr Hi	5887	259	5.955	6	12
Total	9413	383	5.646	6	12

Table 5.15: When did you first use marijuana?

Grade Level	N of Valid	N of Miss	Avg Cat Score	Rounded Cat Score	Avg Age Cat
7th	1690	83	5.063	5	11
8th	1804	75	5.524	6	12
9th	1823	41	6.343	6	12
10th	1670	46	7.096	7	13
11th	1416	41	7.479	7	13
12th	1244	46	8.277	8	14
Jr Hi	3494	158	5.398	5	11
Sr Hi	6153	174	7.356	7	13
Total	9647	332	7.069	7	13

5.5 Availability

Table 5.16: Availability of Alcohol

Grade Level	N of Valid	N of Miss	Fairly Easy or Very Easy to Get
7th	1421	352	31.5
8th	1603	276	50.5
9th	1712	152	63.9
10th	1583	133	71.0
11th	1382	75	75.7
12th	1189	101	80.3
Jr Hi	3024	628	41.6
Sr Hi	5866	461	71.9
Total	8890	1089	61.6

Table 5.17: Availability of Tobacco

Grade Level	N of Valid	N of Miss	Fairly Easy or Very Easy to Get
7th	1424	349	29.4
8th	1600	279	44.9
9th	1703	161	61.7
10th	1577	139	66.2
11th	1382	75	74.7
12th	1195	95	84.5
Jr Hi	3024	628	37.6
Sr Hi	5857	470	70.6
Total	8881	1098	59.4

Table 5.18: Availability of Marijuana

Grade Level	N of Valid	N of Miss	Fairly Easy or Very Easy to Get
7th	1388	385	11.5
8th	1550	329	23.4
9th	1672	192	37.3
10th	1544	172	48.1
11th	1357	100	55.1
12th	1175	115	65.3
Jr Hi	2938	714	17.8
Sr Hi	5748	579	50.1
Total	8686	1293	39.2

Table 5.19: Outcomes Measures by Grade

Outcomes	Substance	Grade 6		Grade 7		Grade 8		Grade 9		Grade 10		Grade 11		Grade 12		Combined Grades	
		%	n	%	n	%	n	%	n	%	n	%	n	%	n	%	n
30-Day Use	Alcohol		7.8	1705	15.8	1831	23.4	1849	32.6	1700	36.7	1437	44.9	1265	25.6	9787	
	Tobacco		6.9	1708	14.3	1834	21.0	1849	25.5	1704	29.6	1439	35.9	1272	21.3	9806	
	Marijuana		3.7	1691	8.7	1815	13.2	1834	18.7	1693	21.5	1426	25.1	1253	14.4	9712	
	Combined		10.9	1714	20.7	1837	30.8	1850	39.0	1706	44.0	1439	53.3	1272	31.7	9818	
Perception of Risk	Alcohol		79.8	1719	71.3	1834	64.1	1848	61.4	1696	61.9	1431	57.0	1264	66.5	9792	
	Tobacco		92.2	1719	90.2	1839	87.6	1848	88.3	1695	87.4	1431	86.6	1264	88.9	9796	
	Marijuana		90.1	1697	84.3	1825	77.3	1832	71.4	1688	69.6	1422	64.5	1255	77.1	9719	
	Combined		95.8	1723	94.5	1840	92.9	1849	92.8	1697	91.1	1432	91.4	1267	93.2	9808	
Perception of Parental Disapproval	Alcohol		81.4	1529	78.6	1680	77.1	1760	78.8	1602	74.9	1373	71.6	1192	77.3	9136	
	Tobacco		85.1	1526	84.2	1680	82.2	1752	82.8	1609	79.2	1378	76.6	1185	82.0	9130	
	Marijuana		87.3	1514	85.5	1685	85.6	1749	86.7	1603	84.9	1371	83.7	1187	85.7	9109	
	Combined		88.0	1551	88.3	1704	87.8	1770	90.1	1620	87.1	1391	87.6	1204	88.2	9240	
Age of Onset	Alcohol		10	1098	11	1824	12	1830	12	1642	13	1274	13	1005	12	9273	
	Tobacco		10	1701	11	1825	12	1834	12	1667	12	1303	12	1083	12	9413	
	Marijuana		11	1690	12	1804	12	1823	13	1670	13	1416	14	1244	13	9647	
Perception of Peer Disapproval	Alcohol		59.0	1467	46.9	1652	38.1	1725	35.1	1583	30.4	1368	23.0	1176	39.4	8971	
	Tobacco		61.1	1461	53.2	1652	49.7	1719	47.0	1588	44.4	1373	37.7	1182	49.3	8975	
	Marijuana		65.8	1464	57.3	1648	54.9	1714	51.5	1580	49.7	1366	42.5	1180	54.1	8952	
	Combined		66.7	1494	58.9	1675	57.6	1739	55.8	1598	53.7	1381	47.2	1195	57.0	9082	
Availability	Alcohol		31.5	1421	50.5	1603	63.9	1712	71.0	1583	75.7	1382	80.3	1189	61.6	8890	
	Tobacco		29.4	1424	44.9	1600	61.7	1703	66.2	1577	74.7	1382	84.5	1195	59.4	8881	
	Marijuana		11.5	1388	23.4	1550	37.3	1672	48.1	1544	55.1	1357	65.3	1175	39.2	8686	
	Combined		38.1	1438	58.0	1622	71.6	1720	76.4	1593	83.1	1388	87.6	1198	68.5	8959	
Perception of Peer Use	Alcohol		84.9	1731	66.6	1848	48.2	1839	35.2	1700	27.4	1440	19.9	1273	49.2	9831	
	Tobacco		73.2	1723	51.0	1850	37.0	1841	28.1	1695	20.9	1438	16.2	1272	39.4	9819	
	Illicit		85.4	1719	66.2	1829	51.3	1827	39.0	1686	32.7	1437	27.5	1271	52.1	9769	
	Combined		90.4	1743	74.3	1867	59.5	1851	46.7	1706	40.3	1450	33.0	1282	59.3	9899	

Table 5.20: Outcomes Measures by Gender

Outcomes	Substance	Male		Female		Combined Genders	
		%	n	%	n	%	n
30-Day Use	Alcohol	26.4	4585	24.1	4700	25.2	9285
	Tobacco	22.4	4599	19.8	4705	21.1	9304
	Marijuana	15.8	4553	12.8	4667	14.3	9220
	Combined	32.4	4605	30.4	4710	31.3	9315
Perception of Risk	Alcohol	64.8	4595	68.4	4701	66.6	9296
	Tobacco	87.4	4596	90.4	4703	88.9	9299
	Marijuana	73.9	4567	80.4	4664	77.2	9231
	Combined	92.2	4603	94.4	4706	93.3	9309
Perception of Parental Disapproval	Alcohol	76.3	4253	78.5	4438	77.4	8691
	Tobacco	79.6	4249	84.8	4436	82.3	8685
	Marijuana	83.6	4244	88.2	4422	85.9	8666
	Combined	86.1	4308	90.6	4477	88.4	8785
Age of Onset	Alcohol	12	4326	12	4506	12	8832
	Tobacco	12	4373	12	4605	12	8978
	Marijuana	13	4516	13	4644	13	9160
Perception of Peer Disapproval	Alcohol	36.9	4180	42.2	4360	39.6	8540
	Tobacco	44.7	4181	54.5	4365	49.7	8546
	Marijuana	49.3	4173	59.2	4350	54.4	8523
	Combined	52.1	4232	62.4	4408	57.3	8640
Availability	Alcohol	57.4	4169	65.9	4269	61.7	8438
	Tobacco	57.3	4166	61.4	4271	59.4	8437
	Marijuana	38.3	4079	39.8	4167	39.1	8246
	Combined	65.3	4204	71.5	4302	68.5	8506
Perception of Peer Use	Alcohol	51.7	4614	47.0	4715	49.4	9329
	Tobacco	40.9	4606	38.7	4714	39.8	9320
	Illicit	52.5	4595	52.3	4675	52.4	9270
	Combined	60.6	4649	58.2	4742	59.4	9391

Table 5.21: Outcomes Measures by Race

Outcomes	Substance	Caucasian-American		African-American		Hispanic		Asian-American		Native American		Other		Combined Races	
		%	n	%	n	%	n	%	n	%	n	%	n	%	n
30-Day Use	Alcohol	25.5	8091	21.2	656	31.1	206	27.4	124	39.1	69	28.0	518	25.6	9664
	Tobacco	21.6	8105	16.9	656	20.9	206	17.6	125	30.0	70	20.5	521	21.2	9683
	Marijuana	13.8	8038	16.8	648	18.8	202	13.0	123	27.9	68	17.2	512	14.4	9591
	Combined	31.9	8114	26.3	657	34.0	206	31.2	125	44.3	70	33.1	522	31.7	9694
Perception of Risk	Alcohol	66.0	8096	72.7	655	63.6	206	71.8	124	61.4	70	67.6	519	66.6	9670
	Tobacco	89.3	8101	89.3	655	80.1	206	90.3	124	78.6	70	87.6	518	88.9	9674
	Marijuana	78.1	8048	71.9	648	69.0	203	80.3	122	60.9	69	72.0	510	77.1	9600
	Combined	93.7	8109	92.2	658	85.9	206	92.7	124	82.9	70	92.5	519	93.3	9686
Perception of Parental Disapproval	Alcohol	78.2	7633	74.6	559	70.2	188	78.4	116	54.7	64	73.7	468	77.4	9028
	Tobacco	83.0	7628	77.2	557	75.9	187	77.6	116	57.8	64	79.6	471	82.1	9023
	Marijuana	87.1	7610	78.7	554	77.5	187	83.1	118	64.1	64	80.9	472	85.8	9005
	Combined	89.4	7714	81.2	565	81.1	190	84.0	119	67.7	65	84.5	478	88.3	9131
Age of Onset	Alcohol	12	7658	12	703	11	207	12	123	11	67	11	491	12	9249
	Tobacco	12	7773	11	703	11	208	12	120	11	66	11	498	12	9368
	Marijuana	13	8010	13	626	13	201	13	124	12	68	13	504	13	9533
Perception of Peer Disapproval	Alcohol	40.2	7503	33.5	541	36.4	187	36.5	115	32.3	65	37.8	463	39.5	8874
	Tobacco	50.6	7502	39.0	544	43.3	187	50.8	118	28.8	66	45.8	461	49.3	8878
	Marijuana	56.0	7481	39.0	539	43.9	189	54.3	116	31.8	66	48.5	462	54.1	8853
	Combined	58.5	7579	45.0	556	49.7	189	56.3	119	41.8	67	51.8	471	57.0	8981
Availability	Alcohol	62.2	7384	55.8	575	61.8	186	56.8	118	62.9	62	59.9	459	61.6	8784
	Tobacco	60.0	7386	54.7	567	60.2	186	48.7	117	59.4	64	58.2	459	59.4	8779
	Marijuana	38.8	7216	44.0	557	41.8	184	30.5	118	44.8	58	41.3	453	39.2	8586
	Combined	69.0	7441	64.5	580	68.8	186	61.9	118	67.7	65	67.6	463	68.5	8853
Perception of Peer Use	Alcohol	48.9	8127	51.1	663	44.1	204	51.6	124	47.2	72	50.4	520	49.1	9710
	Tobacco	39.7	8120	38.9	660	36.6	205	49.6	123	27.4	73	35.8	520	39.4	9701
	Illicit	52.9	8068	46.0	663	47.1	204	56.1	123	45.2	73	48.5	518	52.1	9649
	Combined	59.5	8173	58.5	672	56.7	208	63.7	124	50.7	73	57.3	527	59.2	9777

Chapter 6

Percentage Tables

This chapter contains your school survey results in tabular form. Each table corresponds to an item on the questionnaire. The tables contain percentage data by grade level, *Junior High* (grades 6 through 8), *Senior High* (grades 9 through 12), and *Total*. The *N of Valid* column contains the number of students responding to the item and the *N of Missing* column contains the number of students not responding to the item. The remaining columns contain the percentages of students responding to the particular response categories.

The percentage tables of the report appear in the same order as corresponding questions on the questionnaire. The Table of Contents contains the percentage tables by section and gives the page number where each section is located. The List of Tables contains the location of each individual table.

The last section of tables presents the frequency of drug use *How Often Do You Use* data with the categories *collapsed* as follows:

- Daily Use – Every Day
- Weekly Use – Once/Week + 3 Times/Week + Every Day
- Monthly Use – Once/Month + Twice/Month + Once/Week + 3 Times/Week + Every Day
- Annual Use – Once/Year + 6 Times/Year + Once/Month + Twice/Month + Once/Week + 3 Times/Week + Every Day

Three additional drug use categories have been created for the question *How Often Do You Use* by combining the existing data. A *Tobacco Use* category was created by looking at the responses on each questionnaire on the tobacco categories and taking the highest value as the value for *Tobacco Use*. The *Alcohol Use* category was created by looking at the responses on each questionnaire on the alcohol categories. The category of *Illicit Drug Use* was created in the same way by looking at the illicit drug categories. Therefore, the *Tobacco Use* category represents any tobacco use regardless of the type of tobacco, the *Alcohol Use* category represents any alcohol use regardless of the type of alcohol and the *Illicit Drug Use* category represents any illicit drug use regardless of the type of drug.

6.1 Personal & Family Information

Table 6.1: Ethnic Origin

Grade Level	N of Valid	N of Miss	White	African American	Hispanic Latino	Asian PaclsIndr	Native American	Mixed Origin	Other
7th	1741	32	82.0	7.5	2.5	0.9	0.8	4.4	2.0
8th	1850	29	83.0	8.2	1.5	1.0	0.5	4.8	1.0
9th	1840	24	83.9	7.1	2.2	1.0	0.7	4.1	1.1
10th	1699	17	84.5	5.5	2.0	1.8	0.8	4.3	1.2
11th	1437	20	83.8	6.3	2.7	1.6	0.9	3.0	1.7
12th	1282	8	84.2	6.6	2.0	1.6	0.9	2.7	2.0
Jr Hi	3591	61	82.5	7.8	2.0	0.9	0.7	4.6	1.5
Sr Hi	6258	69	84.1	6.4	2.2	1.5	0.8	3.6	1.5
Total	9849	130	83.5	6.9	2.1	1.3	0.8	4.0	1.5

Table 6.2: Sex

Grade Level	N of Valid	N of Miss	Male	Female
7th	1693	80	50.0	50.0
8th	1782	97	48.5	51.5
9th	1753	111	48.9	51.1
10th	1618	98	50.9	49.1
11th	1386	71	48.7	51.3
12th	1229	61	50.8	49.2
Jr Hi	3475	177	49.2	50.8
Sr Hi	5986	341	49.8	50.2
Total	9461	518	49.6	50.4

Table 6.3: Age

Grade Level	N of Valid	N of Miss	-10	11	12	13	14	15	16	17	18	19+
7th	1761	12	0.0	0.2	49.6	45.8	3.7	0.5	0.1	0.0	0.0	0.1
8th	1871	8	0.1	0.1	0.1	49.8	43.7	5.6	0.5	0.0	0.1	0.1
9th	1857	7	0.0	0.0	0.1	0.2	53.3	41.7	4.0	0.4	0.1	0.2
10th	1715	1	0.0	0.0	0.0	0.1	0.6	50.3	45.5	3.2	0.2	0.1
11th	1456	1	0.2	0.1	0.0	0.0	0.0	0.5	56.3	41.2	1.6	0.2
12th	1288	2	0.7	0.0	0.2	0.0	0.0	0.0	0.5	57.8	38.7	2.1
Jr Hi	3632	20	0.0	0.1	24.1	47.9	24.3	3.1	0.3	0.0	0.0	0.1
Sr Hi	6316	11	0.2	0.0	0.1	0.1	15.8	26.0	26.6	22.3	8.3	0.6
Total	9948	31	0.1	0.1	8.8	17.5	18.9	17.7	17.0	14.1	5.3	0.4

Table 6.4: Do you live with:

Grade Level	N of Valid	N of Miss	Both Parents	Mother Only	Father Only	Mother & Stepfather	Father & Stepmother	Other
7th	1749	24	57.8	14.0	3.1	13.3	3.8	8.0
8th	1858	21	54.4	16.7	4.0	14.5	3.7	6.7
9th	1849	15	57.9	14.4	3.8	13.9	3.9	6.1
10th	1704	12	56.1	14.7	4.3	13.7	4.6	6.6
11th	1445	12	60.8	14.7	3.5	12.3	3.2	5.5
12th	1280	10	55.5	15.5	4.4	12.8	4.6	7.3
Jr Hi	3607	45	56.1	15.4	3.6	13.9	3.7	7.3
Sr Hi	6278	49	57.6	14.8	4.0	13.3	4.1	6.3
Total	9885	94	57.0	15.0	3.8	13.5	3.9	6.7

Table 6.5: Do you have a job?

Grade Level	N of Valid	N of Miss	Yes, Full-time	Yes, Part-time	No
7th	1712	61	1.2	10.8	88.0
8th	1820	59	1.8	13.4	84.8
9th	1803	61	1.2	16.5	82.3
10th	1660	56	1.5	25.4	73.1
11th	1409	48	1.5	49.5	49.0
12th	1237	53	6.0	61.9	32.1
Jr Hi	3532	120	1.5	12.1	86.3
Sr Hi	6109	218	2.3	35.7	62.0
Total	9641	338	2.0	27.1	70.9

Table 6.6: Does your father have a job?

Grade Level	N of Valid	N of Miss	Yes, Full-time	Yes, Part-time	No
7th	1596	177	80.6	13.0	6.3
8th	1725	154	83.5	9.0	7.5
9th	1710	154	85.8	7.5	6.7
10th	1612	104	87.8	5.0	7.2
11th	1366	91	87.3	3.9	8.9
12th	1210	80	88.8	3.0	8.3
Jr Hi	3321	331	82.1	10.9	6.9
Sr Hi	5898	429	87.3	5.1	7.7
Total	9219	760	85.4	7.2	7.4

Table 6.7: Does your mother have a job?

Grade Level	N of Valid	N of Miss	Yes, Full-time	Yes, Part-time	No
7th	1624	149	57.3	25.1	17.6
8th	1734	145	61.5	20.9	17.5
9th	1742	122	62.5	19.9	17.7
10th	1617	99	65.2	17.1	17.6
11th	1387	70	66.5	16.3	17.2
12th	1234	56	69.2	14.9	15.9
Jr Hi	3358	294	59.5	22.9	17.6
Sr Hi	5980	347	65.6	17.3	17.2
Total	9338	641	63.4	19.3	17.3

Table 6.8: What is the educational level of your father?

Grade Level	N of Valid	N of Miss	Some High School	High School Graduate	Some College	College Graduate
7th	1400	373	11.8	33.8	16.0	38.4
8th	1555	324	14.8	36.3	17.4	31.4
9th	1593	271	13.1	37.5	14.8	34.7
10th	1507	209	12.1	34.7	18.4	34.8
11th	1266	191	10.2	39.3	17.0	33.6
12th	1142	148	13.0	37.2	15.9	33.9
Jr Hi	2955	697	13.4	35.1	16.8	34.8
Sr Hi	5508	819	12.1	37.1	16.5	34.3
Total	8463	1516	12.6	36.4	16.6	34.5

Table 6.9: What is the educational level of your mother?

Grade Level	N of Valid	N of Miss	Some High School	High School Graduate	Some College	College Graduate
7th	1461	312	11.0	32.3	17.5	39.2
8th	1623	256	11.5	33.4	18.6	36.5
9th	1660	204	12.0	35.5	17.0	35.5
10th	1539	177	10.0	36.3	18.4	35.3
11th	1308	149	10.4	37.7	18.3	33.6
12th	1175	115	10.9	36.1	17.3	35.7
Jr Hi	3084	568	11.3	32.9	18.1	37.8
Sr Hi	5682	645	10.9	36.4	17.7	35.0
Total	8766	1213	11.0	35.1	17.9	36.0

6.2 Student Characteristics

Table 6.10: Do you make good grades?

Grade Level	N of Valid	N of Miss	Never	Seldom	Sometimes	Often	A Lot
7th	1760	13	1.2	2.3	26.3	38.2	31.9
8th	1873	6	1.2	3.3	30.8	35.2	29.5
9th	1856	8	1.1	4.1	25.9	37.0	31.8
10th	1712	4	1.5	4.3	28.7	35.5	30.0
11th	1451	6	1.7	2.3	23.6	41.1	31.3
12th	1287	3	1.6	3.3	27.1	36.8	31.2
Jr Hi	3633	19	1.2	2.8	28.6	36.7	30.7
Sr Hi	6306	21	1.4	3.6	26.4	37.5	31.1
Total	9939	40	1.3	3.3	27.2	37.2	30.9

Table 6.11: Do you get into trouble at school?

Grade Level	N of Valid	N of Miss	Never	Seldom	Sometimes	Often	A Lot
7th	1759	14	29.6	38.3	24.3	4.5	3.4
8th	1871	8	27.7	39.6	25.1	4.9	2.7
9th	1849	15	30.0	42.9	19.6	5.2	2.3
10th	1705	11	34.1	43.4	16.7	3.5	2.2
11th	1448	9	40.0	39.4	15.2	2.8	2.6
12th	1282	8	47.7	34.2	13.9	2.0	2.3
Jr Hi	3630	22	28.6	39.0	24.7	4.7	3.0
Sr Hi	6284	43	37.0	40.4	16.6	3.5	2.4
Total	9914	65	33.9	39.9	19.6	4.0	2.6

Table 6.12: Do you take part in school sports teams?

Grade Level	N of Valid	N of Miss	Never	Seldom	Sometimes	Often	A Lot
7th	1682	91	31.2	12.3	18.8	12.5	25.2
8th	1817	62	35.8	12.5	15.9	12.9	23.0
9th	1813	51	29.5	12.4	15.6	15.6	26.9
10th	1674	42	33.0	15.9	14.6	14.4	22.2
11th	1421	36	36.0	14.1	14.1	14.7	21.1
12th	1267	23	39.6	15.1	15.3	12.4	17.6
Jr Hi	3499	153	33.6	12.4	17.3	12.7	24.1
Sr Hi	6175	152	34.0	14.3	14.9	14.4	22.4
Total	9674	305	33.9	13.6	15.8	13.8	23.0

Table 6.13: Do you take part in school activities such as band, clubs, etc?

Grade Level	N of Valid	N of Miss	Never	Seldom	Sometimes	Often	A Lot
7th	1749	24	42.2	13.2	14.0	12.3	18.3
8th	1866	13	44.5	15.0	13.7	10.3	16.5
9th	1853	11	40.6	16.5	14.0	12.7	16.2
10th	1703	13	38.8	16.8	16.7	12.4	15.3
11th	1448	9	34.7	14.2	17.1	15.7	18.3
12th	1282	8	35.7	14.7	19.0	14.0	16.7
Jr Hi	3615	37	43.4	14.1	13.9	11.3	17.4
Sr Hi	6286	41	37.8	15.7	16.4	13.6	16.6
Total	9901	78	39.8	15.1	15.5	12.7	16.9

Table 6.14: Do you take part in community activities such as scouts, rec. teams, youth clubs, etc?

Grade Level	N of Valid	N of Miss	Never	Seldom	Sometimes	Often	A Lot
7th	1729	44	46.1	14.8	14.7	10.6	13.8
8th	1837	42	45.2	15.8	15.2	11.1	12.7
9th	1838	26	44.6	17.2	15.9	11.5	10.8
10th	1690	26	41.4	19.6	18.0	10.8	10.3
11th	1438	19	38.4	19.9	18.0	12.9	10.8
12th	1277	13	38.0	17.9	20.2	14.3	9.6
Jr Hi	3566	86	45.6	15.3	15.0	10.8	13.2
Sr Hi	6243	84	40.9	18.6	17.8	12.2	10.4
Total	9809	170	42.6	17.4	16.8	11.7	11.4

Table 6.15: Do you attend church, synagogue, etc.?

Grade Level	N of Valid	N of Miss	Never	Seldom	Sometimes	Often	A Lot
7th	1742	31	16.7	14.4	22.6	16.4	29.9
8th	1844	35	20.0	16.6	22.0	14.5	27.0
9th	1835	29	21.1	17.4	19.6	14.7	27.1
10th	1693	23	24.1	19.3	19.3	14.1	23.2
11th	1434	23	25.5	19.0	18.6	15.3	21.5
12th	1271	19	27.0	20.5	19.7	13.2	19.6
Jr Hi	3586	66	18.4	15.6	22.3	15.4	28.4
Sr Hi	6233	94	24.1	18.9	19.3	14.4	23.2
Total	9819	160	22.0	17.7	20.4	14.8	25.1

Table 6.16: Have you threatened to harm a teacher?

Grade Level	N of Valid	N of Miss	Never	Seldom	Sometimes	Often	A Lot
7th	1734	39	95.3	2.9	1.1	0.4	0.2
8th	1844	35	90.6	5.6	2.3	0.4	1.1
9th	1838	26	90.4	5.9	1.5	0.7	1.5
10th	1693	23	89.8	5.6	2.4	1.0	1.2
11th	1434	23	89.1	5.9	2.3	0.8	1.8
12th	1275	15	91.5	4.7	1.2	0.5	2.0
Jr Hi	3578	74	92.9	4.3	1.7	0.4	0.7
Sr Hi	6240	87	90.2	5.6	1.8	0.8	1.6
Total	9818	161	91.1	5.1	1.8	0.6	1.3

Table 6.17: Have you threatened to harm one or both of your parents, guardians, etc.?

Grade Level	N of Valid	N of Miss	Never	Seldom	Sometimes	Often	A Lot
7th	1738	35	91.0	5.4	2.4	0.6	0.7
8th	1866	13	87.8	6.8	3.2	1.1	1.2
9th	1855	9	86.0	7.8	3.4	1.5	1.2
10th	1707	9	84.4	9.4	3.9	1.4	1.0
11th	1449	8	85.2	7.9	3.7	1.5	1.7
12th	1286	4	87.0	7.9	2.7	0.8	1.6
Jr Hi	3604	48	89.3	6.1	2.8	0.8	0.9
Sr Hi	6297	30	85.6	8.3	3.5	1.3	1.3
Total	9901	78	87.0	7.5	3.2	1.2	1.2

Table 6.18: Do your parents talk with you about the problems of alcohol/drugs?

Grade Level	N of Valid	N of Miss	Never	Seldom	Sometimes	Often	A Lot
7th	1739	34	13.9	17.3	29.2	21.9	17.8
8th	1855	24	15.4	20.5	30.2	19.1	14.8
9th	1847	17	16.4	22.3	31.9	19.0	10.4
10th	1699	17	17.5	25.1	31.5	15.5	10.4
11th	1443	14	18.2	24.4	32.6	15.1	9.7
12th	1280	10	19.5	25.5	32.8	13.3	8.8
Jr Hi	3594	58	14.7	18.9	29.7	20.5	16.2
Sr Hi	6269	58	17.7	24.2	32.1	16.0	9.9
Total	9863	116	16.6	22.3	31.2	17.6	12.2

Table 6.19: Do your friends talk with you about the problems of alcohol/drugs?

Grade Level	N of Valid	N of Miss	Never	Seldom	Sometimes	Often	A Lot
7th	1717	56	52.7	23.1	16.2	4.5	3.4
8th	1844	35	46.4	25.3	17.3	6.8	4.2
9th	1844	20	39.6	27.4	20.3	8.4	4.3
10th	1692	24	34.3	27.4	24.6	9.0	4.7
11th	1434	23	30.5	29.2	24.0	10.6	5.7
12th	1271	19	32.8	26.8	24.0	9.7	6.7
Jr Hi	3561	91	49.5	24.2	16.8	5.7	3.8
Sr Hi	6241	86	34.7	27.7	23.1	9.3	5.2
Total	9802	177	40.1	26.4	20.8	8.0	4.7

Table 6.20: Do your friends use tobacco?

Grade Level	N of Valid	N of Miss	Never	Seldom	Sometimes	Often	A Lot
7th	1723	50	73.2	9.6	8.0	4.7	4.5
8th	1850	29	51.0	14.4	15.9	7.9	10.8
9th	1841	23	37.0	15.3	20.0	12.4	15.3
10th	1695	21	28.1	16.0	21.3	14.3	20.4
11th	1438	19	20.9	15.2	23.4	18.1	22.5
12th	1272	18	16.2	12.8	22.2	21.2	27.6
Jr Hi	3573	79	61.7	12.1	12.1	6.4	7.8
Sr Hi	6246	81	26.6	15.0	21.6	16.0	20.8
Total	9819	160	39.4	13.9	18.1	12.5	16.1

Table 6.21: Do your friends use alcohol?

Grade Level	N of Valid	N of Miss	Never	Seldom	Sometimes	Often	A Lot
7th	1731	42	74.7	10.2	8.0	3.9	3.2
8th	1848	31	50.5	16.1	17.2	7.8	8.4
9th	1839	25	29.3	18.9	23.0	15.0	13.8
10th	1700	16	18.8	16.4	26.7	18.2	19.9
11th	1440	17	13.0	14.4	26.7	23.8	22.0
12th	1273	17	9.5	10.4	25.5	26.1	28.5
Jr Hi	3579	73	62.2	13.2	12.7	5.9	5.9
Sr Hi	6252	75	18.7	15.5	25.4	20.2	20.3
Total	9831	148	34.5	14.6	20.8	15.0	15.1

Table 6.22: Do your friends use drugs?

Grade Level	N of Valid	N of Miss	Never	Seldom	Sometimes	Often	A Lot
7th	1719	54	85.4	5.4	4.2	2.2	2.9
8th	1829	50	66.2	11.1	9.3	5.6	7.8
9th	1827	37	51.3	14.6	14.8	8.7	10.6
10th	1686	30	39.0	18.3	16.6	11.4	14.7
11th	1437	20	32.7	19.3	18.1	13.0	16.8
12th	1271	19	27.5	19.1	20.0	15.3	18.1
Jr Hi	3548	104	75.5	8.3	6.8	3.9	5.4
Sr Hi	6221	106	38.8	17.6	17.1	11.8	14.7
Total	9769	210	52.1	14.2	13.4	8.9	11.3

Table 6.23: Does your school set clear rules on using drugs at school?

Grade Level	N of Valid	N of Miss	Never	Seldom	Sometimes	Often	A Lot
7th	1724	49	5.5	4.5	7.4	18.3	64.3
8th	1851	28	5.8	7.5	11.7	22.0	52.9
9th	1847	17	6.2	7.9	12.9	24.0	49.0
10th	1689	27	5.7	7.4	15.3	25.8	45.8
11th	1443	14	6.1	8.7	14.3	24.3	46.6
12th	1276	14	6.5	5.7	14.3	25.2	48.4
Jr Hi	3575	77	5.7	6.0	9.6	20.3	58.4
Sr Hi	6255	72	6.1	7.5	14.2	24.8	47.5
Total	9830	149	5.9	7.0	12.5	23.1	51.5

Table 6.24: Does your school punish you when you break the rules?

Grade Level	N of Valid	N of Miss	Never	Seldom	Sometimes	Often	A Lot
7th	1679	94	1.9	3.6	13.3	30.0	51.3
8th	1801	78	2.6	4.6	14.2	32.8	45.8
9th	1777	87	3.1	3.7	16.9	35.6	40.7
10th	1646	70	3.2	5.0	18.7	37.5	35.7
11th	1393	64	3.6	6.2	18.3	39.9	31.9
12th	1234	56	5.1	5.2	20.3	37.4	32.0
Jr Hi	3480	172	2.3	4.1	13.8	31.4	48.4
Sr Hi	6050	277	3.6	4.9	18.4	37.5	35.5
Total	9530	449	3.1	4.6	16.7	35.3	40.2

Table 6.25: Do your parents set clear rules for you?

Grade Level	N of Valid	N of Miss	Never	Seldom	Sometimes	Often	A Lot
7th	1692	81	1.8	4.3	12.9	24.8	56.2
8th	1792	87	3.3	6.1	16.1	29.3	45.2
9th	1773	91	3.4	6.0	18.7	29.7	42.2
10th	1645	71	3.5	7.8	21.2	28.3	39.2
11th	1395	62	4.0	8.7	21.0	30.8	35.6
12th	1232	58	5.4	10.1	23.5	31.9	29.1
Jr Hi	3484	168	2.6	5.3	14.5	27.1	50.5
Sr Hi	6045	282	4.0	7.9	20.9	30.0	37.2
Total	9529	450	3.5	7.0	18.6	29.0	42.1

Table 6.26: Do your parents punish you when you break the rules?

Grade Level	N of Valid	N of Miss	Never	Seldom	Sometimes	Often	A Lot
7th	1682	91	4.4	8.3	22.2	26.6	38.5
8th	1780	99	5.8	10.2	25.0	27.6	31.4
9th	1764	100	5.4	11.1	24.7	27.0	31.9
10th	1638	78	5.3	12.3	25.9	26.9	29.6
11th	1389	68	6.9	13.2	27.0	28.0	24.8
12th	1225	65	8.7	15.2	28.9	27.6	19.7
Jr Hi	3462	190	5.1	9.2	23.6	27.2	34.9
Sr Hi	6016	311	6.4	12.7	26.4	27.3	27.1
Total	9478	501	5.9	11.5	25.4	27.3	30.0

Table 6.27: Have you been in trouble with the police?

Grade Level	N of Valid	N of Miss	Never	Seldom	Sometimes	Often	A Lot
7th	1683	90	77.8	11.9	6.1	2.2	2.0
8th	1796	83	70.2	16.4	7.2	3.0	3.3
9th	1768	96	66.8	18.0	9.0	2.6	3.6
10th	1636	80	65.7	18.8	9.2	3.1	3.2
11th	1390	67	66.0	18.8	7.9	3.7	3.6
12th	1236	54	65.3	19.8	9.4	2.3	3.2
Jr Hi	3479	173	73.9	14.2	6.7	2.6	2.6
Sr Hi	6030	297	66.0	18.8	8.9	2.9	3.4
Total	9509	470	68.9	17.1	8.1	2.8	3.1

Table 6.28: Do you take part in gang activities?

Grade Level	N of Valid	N of Miss	Never	Seldom	Sometimes	Often	A Lot
7th	1682	91	89.5	5.2	2.9	1.1	1.4
8th	1794	85	87.6	5.4	3.3	1.5	2.2
9th	1766	98	87.4	6.3	2.9	1.2	2.2
10th	1644	72	88.9	4.8	2.8	1.4	2.1
11th	1396	61	88.2	4.3	3.6	1.2	2.7
12th	1227	63	90.6	3.5	2.4	0.7	2.9
Jr Hi	3476	176	88.5	5.3	3.1	1.3	1.8
Sr Hi	6033	294	88.6	4.9	2.9	1.2	2.4
Total	9509	470	88.6	5.0	3.0	1.2	2.2

Table 6.29: Have you thought about committing suicide?

Grade Level	N of Valid	N of Miss	Never	Seldom	Sometimes	Often	A Lot
7th	1673	100	80.4	10.3	5.6	1.7	2.0
8th	1780	99	72.8	11.4	7.2	3.9	4.7
9th	1762	102	68.8	15.5	8.2	3.8	3.7
10th	1638	78	65.4	15.3	10.4	3.9	5.0
11th	1393	64	64.2	17.2	10.2	3.7	4.7
12th	1226	64	67.6	16.5	9.2	3.1	3.6
Jr Hi	3453	199	76.5	10.9	6.5	2.8	3.4
Sr Hi	6019	308	66.6	16.0	9.5	3.7	4.3
Total	9472	507	70.2	14.1	8.4	3.4	3.9

Table 6.30: Do your teachers talk with you about the dangers of alcohol/drugs?

Grade Level	N of Valid	N of Miss	Never	Seldom	Sometimes	Often	A Lot
7th	1697	76	14.7	17.2	28.8	19.9	19.5
8th	1809	70	18.3	24.0	33.4	14.8	9.5
9th	1785	79	21.7	29.1	29.4	11.8	8.0
10th	1652	64	26.2	32.3	26.8	9.6	5.2
11th	1402	55	26.1	33.7	27.0	8.7	4.5
12th	1235	55	28.7	32.3	28.5	6.7	3.8
Jr Hi	3506	146	16.5	20.7	31.2	17.2	14.3
Sr Hi	6074	253	25.4	31.7	28.0	9.5	5.6
Total	9580	399	22.1	27.7	29.1	12.3	8.8

Table 6.31: While NOT at school have you carried a gun for protection or as a weapon?

Grade Level	N of Valid	N of Miss	Never	Seldom	Sometimes	Often	A Lot
7th	1698	75	90.2	3.9	3.5	1.4	0.9
8th	1799	80	88.8	4.2	3.7	1.1	2.2
9th	1784	80	87.3	4.8	4.3	1.7	2.0
10th	1649	67	85.8	5.8	3.5	1.9	3.0
11th	1398	59	86.5	4.6	3.6	2.0	3.4
12th	1236	54	89.6	2.8	3.9	0.8	3.0
Jr Hi	3497	155	89.5	4.1	3.6	1.2	1.6
Sr Hi	6067	260	87.2	4.6	3.8	1.6	2.8
Total	9564	415	88.0	4.4	3.7	1.5	2.4

Table 6.32: In the past 3 months, have you been at a party where alcohol was available?

Grade Level	N of Valid	N of Miss	Never	Seldom	Sometimes	Often	A Lot
7th	1682	91	73.8	9.0	7.9	4.6	4.6
8th	1794	85	62.1	11.9	11.5	6.1	8.4
9th	1780	84	52.0	12.5	12.7	9.8	13.0
10th	1645	71	41.3	10.9	15.0	11.9	21.0
11th	1404	53	34.9	11.3	14.5	15.5	23.9
12th	1234	56	28.0	9.6	13.3	13.6	35.5
Jr Hi	3476	176	67.8	10.5	9.8	5.4	6.5
Sr Hi	6063	264	40.3	11.2	13.8	12.5	22.3
Total	9539	440	50.3	10.9	12.4	9.9	16.5

Table 6.33: In the past 3 months, have you been at a party where marijuana or other illicit drugs were available?

Grade Level	N of Valid	N of Miss	Never	Seldom	Sometimes	Often	A Lot
7th	1692	81	92.7	2.9	1.4	1.2	1.8
8th	1801	78	82.0	5.8	4.2	3.1	4.9
9th	1777	87	71.4	7.8	7.1	5.8	7.9
10th	1646	70	59.0	9.8	8.3	8.0	14.9
11th	1402	55	51.1	9.8	10.2	10.6	18.3
12th	1235	55	41.4	11.3	11.1	11.4	24.9
Jr Hi	3493	159	87.2	4.4	2.8	2.2	3.4
Sr Hi	6060	267	57.2	9.5	8.9	8.6	15.7
Total	9553	426	68.2	7.6	6.7	6.3	11.2

Table 6.34: Have you been caught using alcohol/drugs?

Grade Level	N of Valid	N of Miss	Never	Seldom	Sometimes	Often	A Lot
7th	1597	176	93.4	3.0	2.3	0.5	0.9
8th	1748	131	87.4	5.6	3.3	1.6	2.1
9th	1745	119	80.0	8.6	5.4	3.0	2.9
10th	1630	86	76.0	8.7	7.4	3.4	4.6
11th	1387	70	72.1	12.3	6.9	4.2	4.5
12th	1230	60	65.0	13.7	10.7	4.6	5.9
Jr Hi	3345	307	90.2	4.4	2.8	1.1	1.5
Sr Hi	5992	335	74.0	10.5	7.4	3.7	4.4
Total	9337	642	79.8	8.3	5.7	2.8	3.3

Table 6.35: Have you been punished when caught using alcohol/drugs?

Grade Level	N of Valid	N of Miss	Never	Seldom	Sometimes	Often	A Lot
7th	1415	358	92.4	2.0	1.4	0.8	3.4
8th	1649	230	88.7	3.8	2.2	1.5	3.8
9th	1690	174	83.3	4.9	3.9	2.4	5.6
10th	1588	128	80.7	6.4	5.0	3.0	4.8
11th	1349	108	76.4	8.4	5.2	4.9	5.2
12th	1211	79	72.5	9.9	7.3	4.2	6.1
Jr Hi	3064	588	90.4	2.9	1.9	1.2	3.6
Sr Hi	5838	489	78.7	7.2	5.2	3.5	5.4
Total	8902	1077	82.7	5.7	4.1	2.7	4.8

Table 6.36: When was the last time your parents talked to you about alcohol and other drugs?

Grade Level	N of Valid	N of Miss	Never	Over 1 year ago	In the past year	In the past 3 months	In the past month
7th	1731	42	10.5	14.2	20.6	22.2	32.5
8th	1852	27	12.5	14.1	21.4	21.2	30.8
9th	1851	13	11.6	14.9	21.7	21.5	30.4
10th	1702	14	11.5	17.0	21.0	20.1	30.4
11th	1446	11	12.8	16.8	20.0	18.6	31.8
12th	1270	20	13.9	20.0	19.2	18.7	28.1
Jr Hi	3583	69	11.6	14.2	21.0	21.7	31.6
Sr Hi	6269	58	12.3	16.9	20.6	19.9	30.2
Total	9852	127	12.0	15.9	20.7	20.5	30.7

Table 6.37: In the past 3 months, how often have you seen anti-drug commercials on TV or heard them on radio?

Grade Level	N of Valid	N of Miss	Never	Once/month	1-3 times/month	1-3 times/week
7th	1721	52	7.3	12.4	19.8	60.5
8th	1852	27	6.5	10.2	19.5	63.8
9th	1839	25	5.7	12.5	20.9	61.0
10th	1696	20	5.4	11.3	22.8	60.6
11th	1441	16	4.6	12.9	22.1	60.4
12th	1273	17	5.7	12.7	26.9	54.8
Jr Hi	3573	79	6.9	11.3	19.6	62.2
Sr Hi	6249	78	5.3	12.3	22.9	59.5
Total	9822	157	5.9	11.9	21.7	60.5

Table 6.38: Do you think these commercials have made you less likely to use drugs?

Grade Level	N of Valid	N of Miss	Not at all	A little	Somewhat	Greatly	Very greatly
7th	1694	79	17.7	12.5	21.7	18.1	30.1
8th	1838	41	21.5	18.0	25.6	16.0	18.9
9th	1820	44	27.0	22.4	26.4	12.0	12.2
10th	1678	38	32.4	23.4	25.5	10.4	8.2
11th	1435	22	39.0	24.5	22.6	7.0	6.9
12th	1265	25	43.8	26.4	19.6	5.8	4.3
Jr Hi	3532	120	19.7	15.3	23.7	17.0	24.3
Sr Hi	6198	129	34.7	24.0	23.9	9.2	8.3
Total	9730	249	29.2	20.8	23.8	12.0	14.1

Table 6.39: Do you think these commercials have overstated the risks of drug use?

Grade Level	N of Valid	N of Miss	Not at all	A little	Somewhat	Greatly	Very greatly
7th	1655	118	41.1	22.5	19.2	9.2	8.1
8th	1812	67	42.1	22.8	19.9	7.7	7.5
9th	1816	48	40.7	23.7	20.9	7.6	7.0
10th	1685	31	39.4	23.9	21.8	7.8	7.1
11th	1437	20	40.2	24.9	20.7	7.9	6.3
12th	1269	21	36.5	25.3	21.9	7.9	8.4
Jr Hi	3467	185	41.6	22.7	19.6	8.4	7.8
Sr Hi	6207	120	39.4	24.4	21.3	7.8	7.2
Total	9674	305	40.2	23.8	20.7	8.0	7.4

Table 6.40: Where are you living now?

Grade Level	N of Valid	N of Miss	In the country	In a small town	In the suburbs of a bigger city	In a big city	None of the above
7th	1697	76	16.6	29.8	31.3	10.5	11.8
8th	1822	57	14.9	33.0	32.2	10.2	9.6
9th	1810	54	17.2	31.9	37.0	5.8	8.1
10th	1682	34	16.8	31.2	41.6	5.2	5.2
11th	1434	23	15.2	31.0	44.9	4.3	4.5
12th	1259	31	18.6	33.9	40.2	4.8	2.5
Jr Hi	3519	133	15.7	31.5	31.8	10.4	10.7
Sr Hi	6185	142	16.9	31.9	40.7	5.1	5.3
Total	9704	275	16.5	31.8	37.5	7.0	7.3

Table 6.41: How many days have you been absent from school this year?

Grade Level	N of Valid	N of Miss	None	1-2 days	3-5 days	6-10 days	More than 10 days
7th	1720	53	31.0	37.7	21.2	6.9	3.1
8th	1833	46	28.4	34.7	23.4	8.9	4.6
9th	1825	39	35.7	31.8	21.4	6.4	4.7
10th	1692	24	31.9	33.9	21.3	7.8	5.1
11th	1432	25	32.3	31.8	21.5	10.1	4.4
12th	1266	24	22.7	33.4	26.5	11.8	5.5
Jr Hi	3553	99	29.7	36.2	22.3	7.9	3.9
Sr Hi	6215	112	31.2	32.7	22.4	8.7	4.9
Total	9768	211	30.7	34.0	22.4	8.4	4.5

Table 6.42: From where do you get alcohol?

Grade Level	N of Valid	N of Miss	Friends	Parent	Siblings	Store	Other
7th	1773	0	8.0	5.1	2.4	6.6	9.1
8th	1879	0	17.6	10.4	5.4	7.5	16.1
9th	1864	0	30.1	10.2	7.5	9.8	17.5
10th	1716	0	39.6	12.2	10.8	11.6	18.9
11th	1457	0	46.9	13.5	12.8	17.8	20.5
12th	1290	0	49.0	12.6	12.9	20.7	16.6
Jr Hi	3652	0	12.9	7.8	3.9	7.0	12.7
Sr Hi	6327	0	40.4	12.0	10.7	14.4	18.4
Total	9979	0	30.3	10.5	8.2	11.7	16.3

Table 6.43: From where do you get tobacco?

Grade Level	N of		Friends	Parent	Siblings	Store	Other
	Valid	Miss					
7th	1773	0	7.4	2.4	2.0	5.8	8.6
8th	1879	0	15.4	5.0	3.7	7.8	15.2
9th	1864	0	22.8	5.5	5.4	10.1	17.0
10th	1716	0	26.7	6.7	6.7	12.3	17.1
11th	1457	0	31.2	6.4	8.2	19.9	18.3
12th	1290	0	28.5	6.0	6.3	30.9	14.9
Jr Hi	3652	0	11.5	3.7	2.9	6.8	12.0
Sr Hi	6327	0	27.0	6.1	6.6	17.2	16.9
Total	9979	0	21.3	5.3	5.2	13.4	15.1

Table 6.44: From where do you get marijuana?

Grade Level	N of		Friends	Parent	Siblings	Store	Other
	Valid	Miss					
7th	1773	0	5.9	0.7	1.9	2.5	10.7
8th	1879	0	14.4	1.9	3.6	2.1	19.9
9th	1864	0	22.8	2.4	3.9	2.4	20.0
10th	1716	0	30.3	2.9	6.2	2.6	20.0
11th	1457	0	35.3	3.1	6.0	3.6	21.1
12th	1290	0	37.6	3.6	5.7	3.6	21.2
Jr Hi	3652	0	10.3	1.3	2.8	2.3	15.4
Sr Hi	6327	0	30.7	2.9	5.4	3.0	20.5
Total	9979	0	23.2	2.3	4.4	2.7	18.6

Table 6.45: Does your school have a drug screening program?

Grade Level	N of		N of	
	Valid	Miss	Yes	No
7th	1502	271	21.2	78.8
8th	1665	214	18.9	81.1
9th	1686	178	27.7	72.3
10th	1572	144	26.5	73.5
11th	1361	96	20.8	79.2
12th	1222	68	13.7	86.3
Jr Hi	3167	485	20.0	80.0
Sr Hi	5841	486	22.8	77.2
Total	9008	971	21.8	78.2

Table 6.46: Does your school's drug screening program include all students?

Grade Level	N of Valid	N of Miss	N of	
			Yes	No
7th	1221	552	20.3	79.7
8th	1455	424	15.5	84.5
9th	1533	331	19.5	80.5
10th	1439	277	14.5	85.5
11th	1243	214	9.7	90.3
12th	1098	192	8.2	91.8
Jr Hi	2676	976	17.7	82.3
Sr Hi	5313	1014	13.5	86.5
Total	7989	1990	14.9	85.1

Table 6.47: Have you been screened for drugs at school?

Grade Level	N of Valid	N of Miss	N of	
			Yes	No
7th	1402	371	4.6	95.4
8th	1609	270	4.8	95.2
9th	1674	190	6.4	93.6
10th	1570	146	4.7	95.3
11th	1320	137	4.5	95.5
12th	1181	109	3.4	96.6
Jr Hi	3011	641	4.7	95.3
Sr Hi	5745	582	4.9	95.1
Total	8756	1223	4.8	95.2

6.3 Harmful To Health

Table 6.48: Do you feel that using cigarettes is harmful to your health?

Grade Level	N of Valid	N of Miss	No Harm	Some Harm	Harmful	Very Harmful
7th	1703	70	2.8	10.3	29.7	57.2
8th	1833	46	3.9	12.9	30.7	52.6
9th	1842	22	4.0	14.8	31.9	49.3
10th	1690	26	3.2	15.3	33.3	48.2
11th	1431	26	4.8	14.3	33.7	47.3
12th	1261	29	4.8	13.5	34.7	47.0
Jr Hi	3536	116	3.3	11.7	30.2	54.8
Sr Hi	6224	103	4.1	14.5	33.3	48.1
Total	9760	219	3.8	13.5	32.2	50.5

Table 6.49: Do you feel that using smokeless tobacco is harmful to your health?

Grade Level	N of Valid	N of Miss	No Harm	Some Harm	Harmful	Very Harmful
7th	1698	75	4.7	12.9	28.0	54.5
8th	1823	56	4.9	14.9	31.4	48.8
9th	1843	21	5.6	18.8	33.2	42.4
10th	1686	30	4.3	18.2	35.5	41.9
11th	1428	29	5.5	17.9	35.1	41.6
12th	1256	34	5.6	16.4	37.7	40.4
Jr Hi	3521	131	4.8	13.9	29.8	51.5
Sr Hi	6213	114	5.2	17.9	35.2	41.7
Total	9734	245	5.1	16.5	33.2	45.3

Table 6.50: Do you feel that using cigars is harmful to your health?

Grade Level	N of Valid	N of Miss	No Harm	Some Harm	Harmful	Very Harmful
7th	1696	77	4.4	17.0	29.2	49.4
8th	1817	62	4.3	17.8	31.9	46.0
9th	1838	26	6.0	24.0	31.0	39.0
10th	1679	37	5.3	23.3	33.4	38.1
11th	1425	32	6.2	22.4	33.1	38.3
12th	1257	33	6.5	21.3	35.2	36.9
Jr Hi	3513	139	4.4	17.4	30.6	47.7
Sr Hi	6199	128	6.0	22.9	33.0	38.2
Total	9712	267	5.4	20.9	32.1	41.6

Table 6.51: Do you feel that using beer is harmful to your health?

Grade Level	N of Valid	N of Miss	No Harm	Some Harm	Harmful	Very Harmful
7th	1694	79	7.4	29.1	26.3	37.2
8th	1818	61	10.4	35.6	24.5	29.5
9th	1840	24	12.9	39.1	24.3	23.6
10th	1687	29	13.2	41.8	24.6	20.4
11th	1423	34	13.4	41.4	24.1	21.1
12th	1256	34	14.8	44.4	20.7	20.1
Jr Hi	3512	140	8.9	32.5	25.4	33.2
Sr Hi	6206	121	13.5	41.5	23.6	21.4
Total	9718	261	11.8	38.2	24.3	25.7

Table 6.52: Do you feel that using wine coolers is harmful to your health?

Grade Level	N of Valid	N of Miss	No Harm	Some Harm	Harmful	Very Harmful
7th	1687	86	14.1	34.1	21.7	30.1
8th	1813	66	21.9	37.1	18.5	22.6
9th	1836	28	24.3	40.6	17.6	17.5
10th	1679	37	24.8	42.5	17.0	15.6
11th	1428	29	23.8	43.1	16.0	17.2
12th	1254	36	25.5	44.3	15.2	15.0
Jr Hi	3500	152	18.1	35.6	20.0	26.2
Sr Hi	6197	130	24.6	42.4	16.6	16.4
Total	9697	282	22.3	40.0	17.8	19.9

Table 6.53: Do you feel that using liquor is harmful to your health?

Grade Level	N of Valid	N of Miss	No Harm	Some Harm	Harmful	Very Harmful
7th	1689	84	5.4	18.7	30.2	45.8
8th	1820	59	7.2	25.4	30.5	36.9
9th	1838	26	9.8	29.2	30.3	30.7
10th	1685	31	9.4	31.6	30.4	28.5
11th	1427	30	10.4	30.1	31.1	28.4
12th	1255	35	11.6	33.9	28.8	25.7
Jr Hi	3509	143	6.3	22.1	30.4	41.2
Sr Hi	6205	122	10.2	31.0	30.2	28.6
Total	9714	265	8.8	27.8	30.3	33.1

Table 6.54: Do you feel that using marijuana is harmful to your health?

Grade Level	N of Valid	N of Miss	No Harm	Some Harm	Harmful	Very Harmful
7th	1697	76	4.4	5.5	11.3	78.8
8th	1825	54	7.0	8.8	14.8	69.5
9th	1832	32	9.2	13.4	18.9	58.5
10th	1688	28	10.7	17.9	21.4	49.9
11th	1422	35	12.9	17.5	22.1	47.5
12th	1255	35	14.4	21.0	25.8	38.7
Jr Hi	3522	130	5.7	7.2	13.1	74.0
Sr Hi	6197	130	11.5	17.1	21.7	49.6
Total	9719	260	9.4	13.5	18.6	58.5

Table 6.55: Do you feel that using cocaine is harmful to your health?

Grade Level	N of Valid	N of Miss	No Harm	Some Harm	Harmful	Very Harmful
7th	1698	75	2.6	2.1	9.7	85.6
8th	1816	63	2.4	2.8	9.2	85.6
9th	1835	29	2.6	2.8	13.3	81.3
10th	1683	33	3.0	2.4	13.8	80.7
11th	1423	34	4.1	3.0	13.7	79.2
12th	1253	37	3.5	4.0	13.4	79.1
Jr Hi	3514	138	2.5	2.4	9.4	85.6
Sr Hi	6194	133	3.2	3.0	13.6	80.2
Total	9708	271	3.0	2.8	12.1	82.2

Table 6.56: Do you feel that using uppers is harmful to your health?

Grade Level	N of Valid	N of Miss	No Harm	Some Harm	Harmful	Very Harmful
7th	1656	117	3.0	4.8	14.9	77.4
8th	1809	70	2.8	4.0	11.8	81.3
9th	1833	31	2.8	4.0	14.4	78.8
10th	1676	40	2.7	4.0	16.1	77.3
11th	1420	37	4.0	5.1	14.4	76.5
12th	1252	38	3.6	4.6	15.2	76.7
Jr Hi	3465	187	2.9	4.4	13.3	79.4
Sr Hi	6181	146	3.2	4.4	15.0	77.4
Total	9646	333	3.1	4.4	14.4	78.1

Table 6.57: Do you feel that using downers is harmful to your health?

Grade Level	N of Valid	N of Miss	No Harm	Some Harm	Harmful	Very Harmful
7th	1640	133	3.9	10.2	23.3	62.6
8th	1802	77	4.3	9.9	24.5	61.3
9th	1830	34	4.4	10.1	23.8	61.7
10th	1680	36	4.2	11.7	23.0	61.1
11th	1424	33	4.6	10.4	22.4	62.6
12th	1251	39	4.6	8.7	23.1	63.6
Jr Hi	3442	210	4.1	10.1	23.9	61.9
Sr Hi	6185	142	4.4	10.3	23.1	62.2
Total	9627	352	4.3	10.2	23.4	62.1

Table 6.58: Do you feel that using inhalants is harmful to your health?

Grade Level	N of Valid	N of Miss	No Harm	Some Harm	Harmful	Very Harmful
7th	1670	103	5.6	15.4	21.1	57.8
8th	1811	68	4.9	14.3	22.5	58.4
9th	1829	35	5.2	12.2	22.1	60.4
10th	1677	39	4.5	12.6	23.7	59.2
11th	1422	35	4.8	10.5	22.3	62.4
12th	1246	44	4.7	8.4	21.3	65.6
Jr Hi	3481	171	5.2	14.9	21.8	58.1
Sr Hi	6174	153	4.8	11.2	22.4	61.6
Total	9655	324	5.0	12.5	22.2	60.3

Table 6.59: Do you feel that using hallucinogens is harmful to your health?

Grade Level	N of Valid	N of Miss	No Harm	Some Harm	Harmful	Very Harmful
7th	1603	170	3.2	6.9	18.7	71.2
8th	1783	96	3.4	5.1	16.4	75.1
9th	1819	45	3.7	5.1	17.2	74.0
10th	1676	40	3.0	5.4	17.5	74.0
11th	1420	37	4.5	5.5	16.0	74.0
12th	1248	42	4.3	4.6	15.6	75.4
Jr Hi	3386	266	3.3	5.9	17.5	73.3
Sr Hi	6163	164	3.8	5.2	16.7	74.3
Total	9549	430	3.6	5.4	17.0	73.9

Table 6.60: Do you feel that using heroin is harmful to your health?

Grade Level	N of Valid	N of Miss	No Harm	Some Harm	Harmful	Very Harmful
7th	1644	129	2.6	4.1	14.2	79.1
8th	1810	69	2.3	3.0	12.5	82.2
9th	1820	44	2.6	3.0	12.5	81.9
10th	1672	44	2.6	2.5	12.3	82.7
11th	1420	37	3.5	3.0	10.5	83.0
12th	1245	45	3.5	2.3	10.1	84.1
Jr Hi	3454	198	2.4	3.6	13.3	80.7
Sr Hi	6157	170	3.0	2.7	11.5	82.8
Total	9611	368	2.8	3.0	12.2	82.1

Table 6.61: Do you feel that using steroids is harmful to your health?

Grade Level	N of Valid	N of Miss	No Harm	Some Harm	Harmful	Very Harmful
7th	1645	128	4.1	10.0	24.5	61.3
8th	1801	78	3.5	10.7	24.9	60.9
9th	1825	39	3.9	9.6	26.0	60.5
10th	1676	40	3.3	9.0	28.6	59.1
11th	1422	35	4.8	8.9	24.7	61.7
12th	1249	41	4.5	10.6	25.6	59.2
Jr Hi	3446	206	3.8	10.4	24.7	61.1
Sr Hi	6172	155	4.1	9.5	26.3	60.1
Total	9618	361	4.0	9.8	25.7	60.5

Table 6.62: Do you feel that using ecstasy is harmful to your health?

Grade Level	N of Valid	N of Miss	No Harm	Some Harm	Harmful	Very Harmful
7th	1603	170	3.4	6.1	17.3	73.2
8th	1787	92	3.6	4.8	16.5	75.2
9th	1809	55	3.3	5.1	15.2	76.3
10th	1669	47	3.1	5.2	16.1	75.6
11th	1415	42	4.6	5.1	15.2	75.1
12th	1248	42	4.0	4.9	15.1	76.0
Jr Hi	3390	262	3.5	5.4	16.9	74.2
Sr Hi	6141	186	3.7	5.1	15.4	75.8
Total	9531	448	3.6	5.2	15.9	75.2

Table 6.63: Do you feel that using OxyContin is harmful to your health?

Grade Level	N of Valid	N of Miss	No Harm	Some Harm	Harmful	Very Harmful
7th	1601	172	3.8	8.2	17.9	70.1
8th	1772	107	3.7	6.7	18.3	71.3
9th	1814	50	3.6	6.1	17.8	72.5
10th	1664	52	3.3	6.4	17.5	72.7
11th	1422	35	4.8	5.7	17.2	72.3
12th	1248	42	4.3	5.8	17.6	72.2
Jr Hi	3373	279	3.8	7.4	18.1	70.7
Sr Hi	6148	179	3.9	6.1	17.6	72.4
Total	9521	458	3.9	6.5	17.8	71.8

6.4 Within The Past Year How Often Have You Used

Table 6.64: Within the past year how often have you smoked cigarettes?

Grade Level	N of Valid	N of Miss	Did Not Use	1/yr	6/yr	1/mo	2/mo	1/wk	3/wk	Every Day
7th	1687	86	88.3	4.6	1.1	1.1	0.9	0.7	1.2	2.1
8th	1820	59	79.5	5.7	2.6	1.4	1.1	1.5	1.9	6.3
9th	1838	26	72.9	6.6	2.9	2.0	1.7	1.8	3.7	8.4
10th	1693	23	68.7	6.6	3.7	1.9	1.7	1.8	2.8	12.9
11th	1435	22	64.7	7.0	2.9	2.0	2.5	2.9	3.8	14.3
12th	1262	28	59.4	6.3	4.0	2.3	2.0	2.7	4.0	19.3
Jr Hi	3507	145	83.7	5.1	1.9	1.3	1.0	1.1	1.6	4.3
Sr Hi	6228	99	67.1	6.6	3.4	2.0	1.9	2.2	3.5	13.2
Total	9735	244	73.1	6.1	2.8	1.8	1.6	1.8	2.8	10.0

Table 6.65: Within the past year how often have you used smokeless tobacco?

Grade Level	N of Valid	N of Miss	Did Not Use	1/yr	6/yr	1/mo	2/mo	1/wk	3/wk	Every Day
7th	1694	79	95.9	1.7	0.4	0.2	0.3	0.1	0.5	0.9
8th	1811	68	93.2	1.9	0.6	0.4	0.6	0.5	0.9	2.0
9th	1840	24	89.0	2.9	1.3	0.8	0.8	1.5	1.0	2.8
10th	1693	23	84.5	3.8	1.9	1.6	1.4	1.0	1.5	4.3
11th	1437	20	85.2	3.8	2.0	0.9	0.9	1.1	1.0	5.1
12th	1266	24	81.6	4.0	2.4	1.5	0.8	1.3	2.4	6.0
Jr Hi	3505	147	94.5	1.8	0.5	0.3	0.4	0.3	0.7	1.5
Sr Hi	6236	91	85.4	3.6	1.8	1.2	1.0	1.2	1.4	4.4
Total	9741	238	88.7	2.9	1.4	0.9	0.8	0.9	1.2	3.4

Table 6.66: Within the past year how often have you smoked cigars?

Grade Level	N of Valid	N of Miss	Did Not Use	1/yr	6/yr	1/mo	2/mo	1/wk	3/wk	Every Day
7th	1693	80	94.2	2.7	0.8	0.6	0.2	0.5	0.4	0.6
8th	1819	60	90.2	3.3	1.3	0.9	0.9	1.0	0.5	1.9
9th	1836	28	83.2	6.5	2.1	2.1	1.9	1.5	1.0	1.7
10th	1691	25	81.0	4.8	3.5	2.7	2.4	2.1	1.7	1.9
11th	1431	26	75.4	7.8	4.3	3.1	2.6	2.9	1.5	2.4
12th	1261	29	71.2	7.8	6.2	4.1	2.9	2.8	2.1	2.9
Jr Hi	3512	140	92.1	3.0	1.1	0.7	0.6	0.7	0.5	1.3
Sr Hi	6219	108	78.4	6.6	3.8	2.9	2.4	2.2	1.5	2.2
Total	9731	248	83.3	5.3	2.8	2.1	1.7	1.7	1.1	1.8

Table 6.67: Within the past year how often have you drunk beer?

Grade Level	N of Valid	N of Miss	Did Not Use							Every Day
				1/yr	6/yr	1/mo	2/mo	1/wk	3/wk	
7th	1693	80	82.4	9.6	2.4	2.1	1.1	0.9	1.0	0.5
8th	1818	61	69.6	12.9	5.3	3.1	3.0	3.0	1.4	1.8
9th	1837	27	59.1	13.9	7.0	5.2	5.1	5.3	2.4	2.1
10th	1691	25	49.5	13.5	9.1	6.0	8.3	8.3	2.8	2.4
11th	1428	29	44.8	12.4	11.3	6.4	8.1	9.7	4.2	3.0
12th	1257	33	39.1	11.4	9.6	7.2	11.2	11.9	6.1	3.5
Jr Hi	3511	141	75.8	11.3	3.9	2.6	2.1	2.0	1.2	1.2
Sr Hi	6213	114	49.1	12.9	9.1	6.1	7.9	8.5	3.7	2.7
Total	9724	255	58.8	12.4	7.2	4.9	5.8	6.1	2.8	2.1

Table 6.68: Within the past year how often have you drunk wine coolers?

Grade Level	N of Valid	N of Miss	Did Not Use							Every Day
				1/yr	6/yr	1/mo	2/mo	1/wk	3/wk	
7th	1682	91	81.5	10.6	2.4	1.8	1.5	0.8	0.4	0.9
8th	1819	60	68.9	14.7	5.9	3.0	2.1	2.5	1.0	1.8
9th	1837	27	62.3	15.1	8.1	4.0	4.0	3.4	1.6	1.6
10th	1690	26	54.5	16.0	9.8	5.8	5.6	5.3	1.4	1.7
11th	1429	28	55.8	15.5	9.5	5.7	5.7	4.2	1.5	2.1
12th	1251	39	55.2	15.8	8.6	5.4	6.1	5.0	1.8	2.2
Jr Hi	3501	151	75.0	12.8	4.2	2.4	1.9	1.7	0.7	1.3
Sr Hi	6207	120	57.2	15.6	9.0	5.2	5.2	4.4	1.6	1.9
Total	9708	271	63.6	14.6	7.3	4.2	4.0	3.5	1.3	1.7

Table 6.69: Within the past year how often have you drunk liquor?

Grade Level	N of Valid	N of Miss	Did Not Use							Every Day
				1/yr	6/yr	1/mo	2/mo	1/wk	3/wk	
7th	1690	83	88.8	5.4	1.4	1.4	1.1	0.7	0.4	0.8
8th	1811	68	76.6	9.5	3.5	2.6	2.4	2.3	1.4	1.7
9th	1842	22	63.6	11.6	6.1	4.6	5.2	5.2	1.7	1.9
10th	1691	25	52.4	12.4	9.4	5.5	7.9	7.1	3.0	2.4
11th	1425	32	46.7	13.7	9.8	6.6	8.8	8.3	3.1	3.0
12th	1256	34	39.4	11.1	11.2	7.5	12.7	10.8	4.1	3.0
Jr Hi	3501	151	82.5	7.5	2.5	2.0	1.8	1.5	0.9	1.3
Sr Hi	6214	113	51.8	12.2	8.9	5.9	8.3	7.5	2.9	2.5
Total	9715	264	62.9	10.5	6.6	4.5	5.9	5.4	2.2	2.1

Table 6.70: Within the past year how often have you smoked marijuana?

Grade Level	N of Valid	N of Miss	Did Not Use	Did						Every Day
				1/yr	6/yr	1/mo	2/mo	1/wk	3/wk	
7th	1691	82	93.7	1.8	0.9	0.3	0.9	0.8	0.6	1.0
8th	1815	64	86.4	2.9	2.0	1.3	1.2	1.3	1.5	3.5
9th	1834	30	78.8	5.0	2.9	1.6	2.1	2.5	2.6	4.5
10th	1693	23	71.2	6.4	3.7	2.5	2.6	3.2	3.7	6.7
11th	1426	31	66.9	6.4	5.3	2.0	2.7	4.2	4.3	8.2
12th	1253	37	61.8	8.7	4.4	3.4	4.2	3.3	5.2	9.1
Jr Hi	3506	146	89.9	2.3	1.5	0.8	1.1	1.1	1.1	2.3
Sr Hi	6206	121	70.6	6.4	4.0	2.3	2.8	3.2	3.8	6.9
Total	9712	267	77.6	5.0	3.1	1.8	2.2	2.5	2.8	5.2

Table 6.71: Within the past year how often have you used cocaine?

Grade Level	N of Valid	N of Miss	Did Not Use	Did						Every Day
				1/yr	6/yr	1/mo	2/mo	1/wk	3/wk	
7th	1689	84	98.2	0.5	0.2	0.2	0.1	0.1	0.2	0.5
8th	1812	67	96.6	0.6	0.3	0.4	0.2	0.3	0.3	1.2
9th	1832	32	95.7	1.2	0.3	0.4	0.4	0.3	0.4	1.3
10th	1690	26	93.6	1.4	0.8	0.7	0.7	1.1	0.4	1.5
11th	1431	26	91.3	1.9	1.4	0.6	1.0	1.0	0.8	2.0
12th	1255	35	90.2	2.5	1.6	1.0	1.2	0.7	0.6	2.3
Jr Hi	3501	151	97.4	0.6	0.3	0.3	0.1	0.2	0.3	0.9
Sr Hi	6208	119	93.0	1.7	1.0	0.6	0.8	0.7	0.5	1.7
Total	9709	270	94.6	1.3	0.7	0.5	0.5	0.5	0.4	1.4

Table 6.72: Within the past year how often have you used uppers?

Grade Level	N of Valid	N of Miss	Did Not Use	Did						Every Day
				1/yr	6/yr	1/mo	2/mo	1/wk	3/wk	
7th	1683	90	98.3	0.5	0.1	0.1	0.2	0.2	0.1	0.5
8th	1811	68	96.1	1.0	0.6	0.3	0.2	0.2	0.3	1.3
9th	1832	32	94.9	1.2	0.7	0.5	0.7	0.5	0.2	1.4
10th	1686	30	92.8	1.7	1.2	0.8	0.8	0.7	0.5	1.5
11th	1429	28	91.2	1.5	1.3	1.2	1.3	0.5	0.9	2.0
12th	1257	33	90.9	2.1	1.7	1.0	0.8	0.4	0.5	2.6
Jr Hi	3494	158	97.2	0.8	0.4	0.2	0.2	0.2	0.2	0.9
Sr Hi	6204	123	92.7	1.6	1.2	0.8	0.9	0.5	0.5	1.8
Total	9698	281	94.3	1.3	0.9	0.6	0.6	0.4	0.4	1.5

Table 6.73: Within the past year how often have you used downers?

Grade Level	N of Valid	N of Miss	Did Not Use	Did						Every Day
				1/yr	6/yr	1/mo	2/mo	1/wk	3/wk	
7th	1678	95	97.9	0.7	0.0	0.2	0.3	0.3	0.2	0.5
8th	1804	75	95.2	1.2	0.8	0.5	0.2	0.6	0.2	1.4
9th	1838	26	93.9	1.7	0.9	0.6	0.6	0.4	0.5	1.4
10th	1679	37	91.6	1.4	1.3	1.1	1.1	1.1	0.7	1.8
11th	1428	29	89.6	1.8	1.3	1.4	1.4	1.0	1.2	2.3
12th	1256	34	88.6	1.8	2.0	1.8	1.4	1.3	0.7	2.5
Jr Hi	3482	170	96.5	0.9	0.4	0.4	0.3	0.5	0.2	0.9
Sr Hi	6201	126	91.2	1.7	1.3	1.1	1.1	0.9	0.8	1.9
Total	9683	296	93.1	1.4	1.0	0.9	0.8	0.7	0.6	1.6

Table 6.74: Within the past year how often have you used inhalants?

Grade Level	N of Valid	N of Miss	Did Not Use	Did						Every Day
				1/yr	6/yr	1/mo	2/mo	1/wk	3/wk	
7th	1669	104	95.2	2.3	0.5	0.5	0.3	0.4	0.2	0.5
8th	1806	73	94.2	1.7	0.8	0.8	0.7	0.3	0.4	1.1
9th	1835	29	93.6	2.5	0.6	0.4	0.3	0.7	0.7	1.2
10th	1680	36	94.5	1.5	0.7	0.5	0.5	0.7	0.2	1.4
11th	1427	30	93.8	1.2	1.1	0.5	0.6	0.4	0.5	2.0
12th	1254	36	94.0	1.7	0.5	0.9	0.5	0.1	0.2	2.2
Jr Hi	3475	177	94.7	2.0	0.7	0.7	0.5	0.3	0.3	0.8
Sr Hi	6196	131	94.0	1.8	0.7	0.5	0.5	0.5	0.4	1.6
Total	9671	308	94.2	1.8	0.7	0.6	0.5	0.4	0.4	1.3

Table 6.75: Within the past year how often have you used hallucinogens?

Grade Level	N of Valid	N of Miss	Did Not Use	Did						Every Day
				1/yr	6/yr	1/mo	2/mo	1/wk	3/wk	
7th	1660	113	98.7	0.5	0.2	0.0	0.1	0.1	0.1	0.3
8th	1801	78	96.9	0.7	0.2	0.3	0.3	0.2	0.3	1.1
9th	1832	32	96.2	1.1	0.5	0.2	0.5	0.2	0.3	1.0
10th	1689	27	94.1	1.5	0.4	0.8	0.9	0.6	0.2	1.4
11th	1432	25	92.2	1.7	1.3	0.7	1.0	0.9	0.3	1.8
12th	1254	36	91.1	2.2	1.9	1.4	0.5	0.4	0.2	2.2
Jr Hi	3461	191	97.8	0.6	0.2	0.1	0.2	0.1	0.2	0.7
Sr Hi	6207	120	93.7	1.6	1.0	0.7	0.7	0.5	0.2	1.5
Total	9668	311	95.2	1.2	0.7	0.5	0.5	0.4	0.2	1.3

Table 6.76: Within the past year how often have you used heroin?

Grade Level	N of Valid	N of Miss	Did Not Use	Did						Every Day
				1/yr	6/yr	1/mo	2/mo	1/wk	3/wk	
7th	1673	100	98.6	0.5	0.2	0.1	0.0	0.1	0.1	0.4
8th	1802	77	97.4	0.5	0.4	0.1	0.1	0.3	0.1	1.1
9th	1835	29	97.4	0.7	0.2	0.1	0.2	0.0	0.2	1.3
10th	1685	31	95.9	0.9	0.4	0.2	0.4	0.3	0.5	1.4
11th	1432	25	95.1	0.8	0.5	0.3	0.8	0.2	0.5	1.7
12th	1255	35	95.4	0.6	0.4	0.5	0.3	0.5	0.3	2.0
Jr Hi	3475	177	98.0	0.5	0.3	0.1	0.1	0.2	0.1	0.8
Sr Hi	6207	120	96.1	0.8	0.4	0.2	0.4	0.2	0.4	1.6
Total	9682	297	96.8	0.7	0.3	0.2	0.3	0.2	0.3	1.3

Table 6.77: Within the past year how often have you used steroids?

Grade Level	N of Valid	N of Miss	Did Not Use	Did						Every Day
				1/yr	6/yr	1/mo	2/mo	1/wk	3/wk	
7th	1674	99	98.3	0.6	0.1	0.2	0.1	0.1	0.1	0.5
8th	1799	80	97.7	0.6	0.2	0.1	0.1	0.1	0.2	1.1
9th	1834	30	97.2	0.4	0.4	0.1	0.3	0.2	0.3	1.1
10th	1682	34	96.2	0.6	0.3	0.4	0.4	0.3	0.3	1.5
11th	1431	26	95.6	0.6	0.5	0.1	0.2	0.5	0.5	2.0
12th	1254	36	95.5	0.5	0.2	0.3	0.5	0.3	0.3	2.3
Jr Hi	3473	179	98.0	0.6	0.1	0.1	0.1	0.1	0.2	0.8
Sr Hi	6201	126	96.2	0.5	0.4	0.2	0.3	0.3	0.4	1.7
Total	9674	305	96.8	0.6	0.3	0.2	0.2	0.2	0.3	1.4

Table 6.78: Within the past year how often have you used ecstasy?

Grade Level	N of Valid	N of Miss	Did Not Use	Did						Every Day
				1/yr	6/yr	1/mo	2/mo	1/wk	3/wk	
7th	1661	112	98.2	0.6	0.2	0.1	0.1	0.1	0.2	0.5
8th	1797	82	96.5	1.0	0.3	0.3	0.3	0.3	0.2	1.2
9th	1832	32	96.3	1.2	0.2	0.5	0.2	0.1	0.3	1.1
10th	1687	29	94.8	1.8	0.4	0.3	0.3	0.7	0.3	1.5
11th	1424	33	93.6	1.4	0.8	0.5	0.9	0.4	0.5	2.0
12th	1254	36	93.6	1.5	1.2	0.2	0.6	0.4	0.3	2.2
Jr Hi	3458	194	97.3	0.8	0.2	0.2	0.2	0.2	0.2	0.9
Sr Hi	6197	130	94.7	1.5	0.6	0.4	0.5	0.4	0.3	1.6
Total	9655	324	95.6	1.2	0.5	0.3	0.4	0.3	0.3	1.4

Table 6.79: Within the past year how often have you used OxyContin?

Grade Level	N of Valid	N of Miss	Did Not Use	Did						Every Day
				1/yr	6/yr	1/mo	2/mo	1/wk	3/wk	
7th	1655	118	98.3	0.5	0.3	0.2	0.1	0.0	0.2	0.4
8th	1785	94	96.5	0.7	0.6	0.3	0.4	0.3	0.1	1.1
9th	1824	40	95.7	1.4	0.5	0.3	0.4	0.3	0.2	1.2
10th	1680	36	93.0	2.1	1.2	0.5	0.6	0.7	0.3	1.6
11th	1425	32	92.4	2.4	1.1	0.8	0.6	0.4	0.4	2.0
12th	1241	49	91.7	2.2	1.1	1.1	0.6	0.7	0.2	2.4
Jr Hi	3440	212	97.4	0.6	0.4	0.2	0.2	0.2	0.2	0.8
Sr Hi	6170	157	93.4	2.0	1.0	0.6	0.5	0.5	0.3	1.8
Total	9610	369	94.8	1.5	0.8	0.5	0.4	0.4	0.2	1.4

Table 6.80: Within the past year how often have you used any tobacco?

Grade Level	N of Valid	N of Miss	Did Not Use	Did						Every Day
				1/yr	6/yr	1/mo	2/mo	1/wk	3/wk	
7th	1708	65	85.9	5.6	1.6	1.2	0.9	0.9	1.1	2.8
8th	1834	45	76.8	6.2	2.8	1.7	1.4	1.6	2.3	7.2
9th	1849	15	66.5	8.9	3.6	1.7	2.0	2.9	4.3	10.0
10th	1704	12	62.9	6.7	4.9	2.5	2.5	2.3	3.3	15.0
11th	1439	18	56.5	9.3	4.6	2.4	3.0	3.5	4.0	16.8
12th	1272	18	51.3	7.5	5.3	2.9	2.4	2.8	5.1	22.7
Jr Hi	3542	110	81.2	5.9	2.2	1.5	1.2	1.3	1.7	5.1
Sr Hi	6264	63	60.1	8.1	4.5	2.3	2.4	2.9	4.1	15.5
Total	9806	173	67.7	7.3	3.7	2.0	2.0	2.3	3.3	11.7

Table 6.81: Within the past year how often have you drunk any alcohol?

Grade Level	N of Valid	N of Miss	Did Not Use	Did						Every Day
				1/yr	6/yr	1/mo	2/mo	1/wk	3/wk	
7th	1705	68	74.1	14.6	3.5	2.5	1.8	1.3	0.9	1.3
8th	1831	48	58.1	18.5	7.6	4.1	3.7	3.8	2.1	2.2
9th	1849	15	47.8	18.3	10.5	5.0	6.4	6.3	3.2	2.5
10th	1700	16	37.9	17.1	12.4	6.4	9.4	9.9	3.8	3.1
11th	1437	20	33.2	17.2	12.9	7.4	9.7	10.8	5.1	3.6
12th	1265	25	28.5	14.4	12.3	7.3	12.8	14.0	6.7	4.1
Jr Hi	3536	116	65.8	16.6	5.7	3.3	2.8	2.6	1.5	1.8
Sr Hi	6251	76	37.8	16.9	12.0	6.4	9.3	9.9	4.5	3.2
Total	9787	192	47.9	16.8	9.7	5.3	6.9	7.2	3.4	2.7

Table 6.82: Within the past year how often have you used any illicit drugs?

Grade Level	N of Valid	N of Miss	Did Not Use	1/yr	6/yr	1/mo	2/mo	1/wk	3/wk	Every Day
7th	1708	65	89.4	3.6	1.3	0.7	1.1	1.3	0.8	1.8
8th	1828	51	83.3	3.6	2.4	1.6	1.3	1.5	1.9	4.5
9th	1848	16	74.8	6.3	3.4	1.8	2.4	2.8	3.0	5.6
10th	1702	14	68.6	7.2	3.7	2.4	2.8	3.4	3.9	8.1
11th	1440	17	64.9	6.6	5.4	1.9	2.9	3.8	4.7	9.8
12th	1267	23	60.3	8.1	4.7	3.4	4.0	3.1	5.7	10.8
Jr Hi	3536	116	86.2	3.6	1.9	1.2	1.2	1.4	1.3	3.2
Sr Hi	6257	70	67.9	7.0	4.2	2.3	2.9	3.2	4.2	8.3
Total	9793	186	74.5	5.7	3.3	1.9	2.3	2.6	3.1	6.5

6.5 At What Age Did You First

Table 6.83: At what age did you first smoke cigarettes?

Grade Level	N of Valid	N of Miss	Never Used	8 or Under	9	10	11	12	13	14	15	16	17 or Older
7th	1675	98	85.3	3.3	2.0	2.4	2.3	3.0	1.5	0.0	0.1	0.0	0.1
8th	1814	65	74.1	5.1	2.9	2.1	3.2	5.6	5.6	1.0	0.2	0.0	0.2
9th	1830	34	67.4	5.7	2.7	3.0	3.1	5.4	5.8	4.7	2.0	0.2	0.1
10th	1679	37	61.5	5.6	2.8	3.1	2.1	5.7	6.2	7.4	4.7	0.8	0.1
11th	1413	44	57.4	4.5	3.0	2.8	3.2	4.2	6.0	5.2	6.8	5.6	1.3
12th	1241	49	50.8	3.6	1.5	2.4	2.7	6.6	6.4	6.2	6.8	7.3	5.7
Jr Hi	3489	163	79.4	4.2	2.5	2.3	2.8	4.4	3.6	0.5	0.1	0.0	0.1
Sr Hi	6163	164	60.1	5.0	2.6	2.9	2.8	5.4	6.1	5.9	4.8	3.0	1.5
Total	9652	327	67.1	4.7	2.5	2.6	2.8	5.0	5.2	3.9	3.1	1.9	1.0

Table 6.84: At what age did you first use smokeless tobacco?

Grade Level	N of Valid	N of Miss	Never Used	8 or Under	9	10	11	12	13	14	15	16	17 or Older
7th	1688	85	95.4	0.8	0.3	0.6	1.0	1.1	0.7	0.0	0.1	0.0	0.1
8th	1811	68	91.1	1.7	0.6	0.9	0.6	1.9	2.5	0.6	0.1	0.1	0.1
9th	1821	43	86.9	1.7	0.7	0.6	0.7	1.4	2.4	4.3	1.2	0.1	0.1
10th	1674	42	82.5	1.7	0.6	0.5	0.8	1.8	2.3	3.6	4.9	1.1	0.2
11th	1407	50	82.2	2.0	0.4	0.3	0.9	1.2	1.6	1.8	4.0	4.5	0.9
12th	1236	54	77.2	1.9	0.2	0.6	0.6	1.6	1.5	2.8	3.6	4.8	5.3
Jr Hi	3499	153	93.2	1.3	0.4	0.7	0.8	1.5	1.6	0.3	0.1	0.1	0.1
Sr Hi	6138	189	82.7	1.8	0.5	0.5	0.7	1.5	2.0	3.3	3.3	2.3	1.3
Total	9637	342	86.5	1.6	0.5	0.6	0.8	1.5	1.9	2.2	2.1	1.5	0.9

Table 6.85: At what age did you first smoke cigars?

Grade Level	N of Valid	N of Miss	Never Used	8 or Under	9	10	11	12	13	14	15	16	17 or Older
7th	1685	88	93.9	1.0	0.3	0.9	1.0	1.7	0.9	0.1	0.1	0.0	0.1
8th	1805	74	88.5	1.8	0.7	0.9	1.3	2.1	3.5	0.9	0.2	0.1	0.0
9th	1815	49	81.2	1.8	0.9	1.5	1.7	2.4	4.5	4.2	1.7	0.2	0.1
10th	1665	51	77.4	2.0	0.8	0.8	1.3	2.9	4.1	5.1	4.3	1.2	0.1
11th	1407	50	72.4	2.1	0.9	0.7	1.5	2.1	3.6	3.8	6.4	5.4	1.2
12th	1234	56	65.6	1.6	1.1	0.9	0.6	2.4	3.2	3.8	6.7	7.9	6.1
Jr Hi	3490	162	91.1	1.4	0.5	0.9	1.2	1.9	2.2	0.5	0.1	0.0	0.0
Sr Hi	6121	206	75.0	1.9	0.9	1.0	1.3	2.5	3.9	4.3	4.5	3.2	1.5
Total	9611	368	80.8	1.7	0.8	1.0	1.3	2.3	3.3	2.9	2.9	2.1	1.0

Table 6.86: At what age did you first drink beer?

Grade Level	N of Valid	N of Miss	Never Used	8 or Under	9	10	11	12	13	14	15	16	17 or Older
7th	1679	94	78.0	5.3	2.6	3.6	3.5	4.9	1.8	0.1	0.1	0.0	0.2
8th	1811	68	64.8	7.1	3.0	2.8	4.1	6.8	8.9	1.9	0.4	0.0	0.1
9th	1827	37	52.4	6.3	2.7	3.4	3.8	7.3	11.5	9.4	2.7	0.2	0.2
10th	1669	47	44.3	6.7	2.5	2.6	3.2	6.4	10.8	11.7	9.4	2.2	0.2
11th	1410	47	39.7	5.5	1.3	2.2	2.4	5.2	9.1	10.6	14.0	8.6	1.4
12th	1245	45	33.2	4.9	1.6	2.5	1.8	5.6	7.0	9.1	13.7	13.7	6.8
Jr Hi	3490	162	71.1	6.2	2.8	3.2	3.8	5.9	5.5	1.0	0.3	0.0	0.1
Sr Hi	6151	176	43.4	6.0	2.1	2.7	2.9	6.2	9.9	10.2	9.3	5.4	1.8
Total	9641	338	53.4	6.1	2.4	2.9	3.3	6.1	8.3	6.9	6.0	3.4	1.2

Table 6.87: At what age did you first drink wine coolers?

Grade Level	N of Valid	N of Miss	Never Used	8 or Under	9	10	11	12	13	14	15	16	17 or Older
7th	1679	94	80.9	3.0	1.7	3.3	4.2	4.8	1.7	0.2	0.1	0.1	0.1
8th	1809	70	65.9	5.0	2.2	3.5	4.9	7.1	8.7	2.3	0.3	0.0	0.0
9th	1821	43	57.8	4.0	2.7	3.8	3.7	7.3	11.1	7.5	1.9	0.0	0.2
10th	1671	45	47.0	4.4	1.9	3.5	3.6	6.5	10.4	11.1	9.5	1.9	0.2
11th	1406	51	48.1	3.6	1.7	2.1	2.9	4.8	9.4	8.6	11.1	6.3	1.4
12th	1240	50	41.3	3.9	1.0	2.8	1.9	6.4	8.0	8.1	11.0	10.1	5.6
Jr Hi	3488	164	73.1	4.0	1.9	3.4	4.6	6.0	5.3	1.3	0.2	0.0	0.0
Sr Hi	6138	189	49.3	4.0	1.9	3.1	3.1	6.3	9.9	8.8	7.9	4.0	1.6
Total	9626	353	57.9	4.0	1.9	3.2	3.6	6.2	8.2	6.1	5.1	2.6	1.0

Table 6.88: At what age did you first drink liquor?

Grade Level	N of Valid	N of Miss	Never Used	8 or Under	9	10	11	12	13	14	15	16	17 or Older
7th	1685	88	89.2	1.1	0.4	2.0	2.2	3.2	1.4	0.3	0.0	0.0	0.1
8th	1806	73	75.4	3.0	1.4	2.3	3.0	5.3	6.8	2.4	0.3	0.0	0.1
9th	1822	42	61.1	2.6	1.0	2.6	3.0	5.1	10.2	11.3	2.7	0.0	0.3
10th	1660	56	49.1	2.8	1.6	1.8	1.9	3.7	11.8	11.7	12.2	3.1	0.2
11th	1409	48	44.1	2.7	0.9	1.6	1.9	4.0	8.8	9.5	14.5	10.4	1.6
12th	1239	51	34.9	1.9	0.8	1.2	1.6	4.7	6.2	9.9	14.7	14.4	9.7
Jr Hi	3491	161	82.0	2.1	0.9	2.2	2.6	4.3	4.2	1.4	0.2	0.0	0.1
Sr Hi	6130	197	48.6	2.5	1.1	1.9	2.2	4.4	9.5	10.7	10.4	6.2	2.5
Total	9621	358	60.8	2.4	1.0	2.0	2.3	4.4	7.6	7.3	6.7	3.9	1.6

Table 6.89: At what age did you first smoke marijuana?

Grade Level	N of Valid	N of Miss	Never Used	8 or Under	9	10	11	12	13	14	15	16	17 or Older
7th	1690	83	94.4	0.7	0.4	0.8	1.1	2.0	0.5	0.1	0.0	0.1	0.1
8th	1804	75	86.0	1.9	1.3	0.7	1.7	2.8	3.9	1.3	0.3	0.1	0.0
9th	1823	41	76.5	2.1	0.9	1.6	1.7	3.8	4.8	6.9	1.5	0.1	0.1
10th	1670	46	68.7	1.9	0.8	1.2	2.2	3.5	5.2	8.1	6.9	1.5	0.1
11th	1416	41	63.8	2.3	0.8	1.1	2.0	3.5	5.8	6.5	7.2	6.1	0.9
12th	1244	46	55.6	1.2	0.5	1.0	1.3	3.2	7.0	7.2	8.7	8.2	6.1
Jr Hi	3494	158	90.1	1.3	0.9	0.7	1.4	2.4	2.3	0.7	0.2	0.1	0.0
Sr Hi	6153	174	67.2	1.9	0.7	1.3	1.8	3.5	5.6	7.2	5.7	3.5	1.5
Total	9647	332	75.5	1.7	0.8	1.1	1.7	3.1	4.4	4.9	3.7	2.2	1.0

Table 6.90: At what age did you first use cocaine?

Grade Level	N of Valid	N of Miss	Never Used	8 or Under	9	10	11	12	13	14	15	16	17 or Older
7th	1686	87	98.3	0.4	0.0	0.1	0.3	0.7	0.2	0.1	0.0	0.0	0.1
8th	1812	67	96.5	0.7	0.2	0.3	0.1	0.7	0.8	0.5	0.1	0.1	0.1
9th	1826	38	95.3	1.0	0.2	0.3	0.2	0.7	0.7	0.9	0.6	0.1	0.2
10th	1668	48	92.9	0.8	0.2	0.4	0.2	0.4	0.8	1.6	1.9	0.6	0.2
11th	1418	39	90.4	1.3	0.2	0.1	0.6	0.5	1.3	1.1	1.3	2.3	0.8
12th	1241	49	89.8	1.1	0.2	0.4	0.3	0.2	0.6	0.6	1.0	2.4	3.1
Jr Hi	3498	154	97.4	0.5	0.1	0.2	0.2	0.7	0.5	0.3	0.0	0.0	0.1
Sr Hi	6153	174	92.4	1.0	0.2	0.3	0.3	0.5	0.8	1.1	1.2	1.2	0.9
Total	9651	328	94.2	0.9	0.2	0.2	0.3	0.5	0.7	0.8	0.8	0.8	0.6

Table 6.91: At what age did you first use uppers?

Grade Level	N of Valid	N of Miss	Never Used	8 or Under	9	10	11	12	13	14	15	16	17 or Older
7th	1682	91	98.6	0.3	0.1	0.1	0.1	0.5	0.1	0.1	0.1	0.0	0.1
8th	1812	67	96.7	0.6	0.2	0.3	0.1	0.5	0.8	0.4	0.3	0.1	0.1
9th	1822	42	94.6	0.8	0.2	0.3	0.3	0.9	0.9	1.6	0.3	0.0	0.1
10th	1662	54	92.8	0.8	0.2	0.2	0.3	0.5	0.9	2.1	1.4	0.7	0.1
11th	1414	43	90.6	1.1	0.1	0.1	0.6	0.6	1.6	1.3	1.9	1.5	0.4
12th	1239	51	90.2	1.0	0.2	0.4	0.5	0.6	0.9	1.7	1.3	1.9	1.3
Jr Hi	3494	158	97.6	0.5	0.2	0.2	0.1	0.5	0.4	0.3	0.2	0.0	0.1
Sr Hi	6137	190	92.3	0.9	0.2	0.3	0.4	0.7	1.1	1.7	1.2	0.9	0.4
Total	9631	348	94.2	0.8	0.2	0.2	0.3	0.6	0.8	1.2	0.8	0.6	0.3

Table 6.92: At what age did you first use downers?

Grade Level	N of Valid	N of Miss	Never Used	8 or Under	9	10	11	12	13	14	15	16	17 or Older
7th	1685	88	98.4	0.3	0.2	0.0	0.2	0.5	0.2	0.1	0.1	0.0	0.1
8th	1810	69	95.7	0.7	0.3	0.2	0.3	0.9	0.7	0.6	0.3	0.1	0.1
9th	1826	38	93.6	0.8	0.3	0.4	0.4	1.0	1.5	1.4	0.4	0.1	0.1
10th	1660	56	91.5	0.6	0.3	0.2	0.7	0.6	1.4	2.3	1.4	0.5	0.3
11th	1413	44	89.5	1.2	0.4	0.1	0.5	0.6	1.6	1.7	2.3	1.7	0.4
12th	1238	52	87.3	1.0	0.2	0.4	0.4	1.3	0.9	1.9	2.3	2.6	1.7
Jr Hi	3495	157	97.0	0.5	0.3	0.1	0.2	0.7	0.5	0.4	0.2	0.1	0.1
Sr Hi	6137	190	90.8	0.9	0.3	0.3	0.5	0.9	1.4	1.8	1.5	1.1	0.6
Total	9632	347	93.1	0.7	0.3	0.2	0.4	0.8	1.0	1.3	1.0	0.7	0.4

Table 6.93: At what age did you first use inhalants?

Grade Level	N of Valid	N of Miss	Never Used	8 or Under	9	10	11	12	13	14	15	16	17 or Older
7th	1681	92	95.1	1.4	0.5	0.8	1.1	0.8	0.2	0.0	0.0	0.0	0.1
8th	1811	68	93.6	1.5	0.3	0.7	0.9	0.7	1.3	0.7	0.1	0.0	0.1
9th	1823	41	93.8	1.6	0.5	0.9	0.3	0.6	1.2	0.7	0.2	0.1	0.1
10th	1667	49	93.5	1.3	0.1	0.5	0.3	1.0	1.0	1.1	0.6	0.5	0.1
11th	1408	49	93.6	1.1	0.3	0.7	0.1	0.4	1.2	0.9	0.8	0.6	0.4
12th	1237	53	93.7	1.7	0.4	0.2	0.5	0.7	0.3	0.7	0.5	0.3	1.0
Jr Hi	3492	160	94.3	1.5	0.4	0.7	1.0	0.8	0.7	0.4	0.1	0.0	0.1
Sr Hi	6135	192	93.7	1.4	0.3	0.6	0.3	0.7	1.0	0.8	0.5	0.3	0.3
Total	9627	352	93.9	1.4	0.3	0.6	0.6	0.7	0.9	0.7	0.3	0.2	0.3

Table 6.94: At what age did you first use hallucinogens?

Grade Level	N of Valid	N of Miss	Never Used	8 or Under	9	10	11	12	13	14	15	16	17 or Older
7th	1681	92	98.6	0.4	0.1	0.1	0.2	0.5	0.1	0.0	0.0	0.0	0.1
8th	1809	70	97.1	0.7	0.2	0.1	0.1	0.5	0.7	0.3	0.1	0.1	0.1
9th	1822	42	95.9	1.0	0.1	0.3	0.4	0.2	0.8	0.9	0.3	0.1	0.1
10th	1666	50	94.4	0.7	0.3	0.1	0.2	0.7	0.6	0.6	1.6	0.6	0.2
11th	1413	44	91.8	1.2	0.3	0.1	0.4	0.1	0.8	1.6	0.9	2.2	0.6
12th	1237	53	90.9	1.0	0.1	0.5	0.3	0.6	0.2	0.6	0.9	2.2	2.7
Jr Hi	3490	162	97.9	0.5	0.1	0.1	0.1	0.5	0.4	0.2	0.1	0.1	0.1
Sr Hi	6138	189	93.5	1.0	0.2	0.2	0.3	0.4	0.6	0.9	0.9	1.1	0.7
Total	9628	351	95.1	0.8	0.2	0.2	0.3	0.4	0.6	0.7	0.6	0.7	0.5

Table 6.95: At what age did you first use heroin?

Grade Level	N of Valid	N of Miss	Never Used	8 or Under	9	10	11	12	13	14	15	16	17 or Older
7th	1684	89	98.9	0.2	0.1	0.2	0.0	0.4	0.1	0.0	0.0	0.0	0.1
8th	1810	69	97.7	0.7	0.2	0.2	0.2	0.3	0.3	0.2	0.2	0.0	0.1
9th	1824	40	97.3	0.9	0.2	0.1	0.1	0.2	0.4	0.5	0.2	0.1	0.1
10th	1662	54	96.5	0.7	0.1	0.2	0.2	0.2	0.5	0.6	0.5	0.4	0.2
11th	1414	43	95.0	1.2	0.1	0.3	0.1	0.3	0.6	0.6	0.6	1.0	0.3
12th	1238	52	95.2	1.1	0.3	0.4	0.3	0.2	0.2	0.1	0.5	0.6	1.0
Jr Hi	3494	158	98.3	0.5	0.1	0.2	0.1	0.4	0.2	0.1	0.1	0.0	0.1
Sr Hi	6138	189	96.1	1.0	0.2	0.2	0.2	0.2	0.4	0.5	0.4	0.5	0.3
Total	9632	347	96.9	0.8	0.1	0.2	0.1	0.3	0.4	0.3	0.3	0.3	0.2

Table 6.96: At what age did you first use steroids?

Grade Level	N of Valid	N of Miss	Never Used	8 or Under	9	10	11	12	13	14	15	16	17 or Older
7th	1685	88	98.6	0.5	0.2	0.0	0.3	0.2	0.0	0.0	0.0	0.0	0.1
8th	1808	71	98.2	0.7	0.1	0.2	0.2	0.1	0.3	0.2	0.1	0.1	0.1
9th	1821	43	97.0	1.3	0.2	0.4	0.1	0.1	0.3	0.3	0.2	0.1	0.1
10th	1665	51	96.6	0.7	0.1	0.2	0.1	0.1	0.7	0.4	0.5	0.5	0.3
11th	1415	42	95.5	1.1	0.1	0.2	0.4	0.1	0.6	0.4	0.5	0.5	0.4
12th	1237	53	96.0	1.1	0.2	0.2	0.2	0.2	0.1	0.3	0.6	0.3	0.8
Jr Hi	3493	159	98.4	0.6	0.2	0.1	0.2	0.1	0.2	0.1	0.0	0.0	0.1
Sr Hi	6138	189	96.4	1.0	0.1	0.3	0.2	0.1	0.4	0.3	0.4	0.3	0.4
Total	9631	348	97.1	0.9	0.2	0.2	0.2	0.1	0.3	0.2	0.3	0.2	0.2

Table 6.97: At what age did you first use ecstasy?

Grade Level	N of Valid	N of Miss	Never Used	8 or Under	9	10	11	12	13	14	15	16	17 or Older
7th	1679	94	98.6	0.3	0.2	0.1	0.1	0.4	0.2	0.0	0.1	0.0	0.1
8th	1801	78	96.7	0.6	0.2	0.2	0.2	0.4	0.7	0.7	0.1	0.0	0.1
9th	1825	39	96.1	1.0	0.3	0.1	0.1	0.4	0.7	0.5	0.5	0.1	0.2
10th	1670	46	94.7	0.9	0.0	0.1	0.2	0.5	1.1	0.5	1.0	0.7	0.2
11th	1412	45	93.1	1.3	0.1	0.3	0.4	0.4	0.7	0.7	0.8	1.4	0.7
12th	1234	56	93.4	1.1	0.2	0.6	0.4	0.2	0.5	0.2	0.7	1.1	1.7
Jr Hi	3480	172	97.6	0.5	0.2	0.2	0.2	0.4	0.5	0.4	0.1	0.0	0.1
Sr Hi	6141	186	94.5	1.0	0.2	0.2	0.3	0.4	0.8	0.5	0.8	0.8	0.6
Total	9621	358	95.6	0.8	0.2	0.2	0.2	0.4	0.7	0.5	0.5	0.5	0.4

Table 6.98: At what age did you first use OxyContin?

Grade Level	N of Valid	N of Miss	Never Used	8 or Under	9	10	11	12	13	14	15	16	17 or Older
7th	1668	105	98.6	0.4	0.2	0.1	0.1	0.3	0.3	0.2	0.0	0.0	0.0
8th	1800	79	96.7	0.7	0.2	0.1	0.2	0.6	0.7	0.4	0.3	0.1	0.1
9th	1818	46	95.6	1.0	0.2	0.2	0.2	0.4	0.7	1.0	0.6	0.1	0.1
10th	1658	58	92.5	0.9	0.0	0.1	0.5	0.2	0.9	1.7	1.6	1.2	0.4
11th	1412	45	92.1	1.2	0.1	0.1	0.4	0.1	0.9	0.9	1.5	1.9	0.6
12th	1235	55	91.8	1.1	0.1	0.6	0.3	0.4	0.5	0.4	0.8	1.8	2.3
Jr Hi	3468	184	97.6	0.5	0.2	0.1	0.1	0.5	0.5	0.3	0.1	0.0	0.0
Sr Hi	6123	204	93.2	1.0	0.1	0.2	0.3	0.3	0.8	1.1	1.1	1.2	0.8
Total	9591	388	94.8	0.9	0.1	0.2	0.3	0.3	0.7	0.8	0.8	0.8	0.5

6.6 Where Do You Use

Table 6.99: Where do you smoke cigarettes?

Grade Level	N of Valid	N of Miss	Do Not Use	At Home	At School	In A Car	Friend's House	Other
7th	1773	0	80.7	4.1	0.4	1.3	5.2	5.2
8th	1879	0	75.0	9.1	1.3	4.4	10.8	9.8
9th	1864	0	70.0	12.4	2.4	8.4	15.6	12.6
10th	1716	0	68.4	14.3	4.5	12.2	16.8	11.5
11th	1457	0	63.7	15.5	6.0	17.4	19.1	14.8
12th	1290	0	60.4	16.9	4.5	21.6	22.7	16.3
Jr Hi	3652	0	77.8	6.7	0.9	2.9	8.1	7.6
Sr Hi	6327	0	66.1	14.6	4.2	14.2	18.2	13.6
Total	9979	0	70.4	11.7	3.0	10.1	14.5	11.4

Table 6.100: Where do you use smokeless tobacco?

Grade Level	N of Valid	N of Miss	Do Not Use	At Home	At School	In A Car	Friend's House	Other
7th	1773	0	88.6	1.7	0.3	0.7	1.5	1.7
8th	1879	0	87.0	2.8	0.9	1.3	3.7	2.9
9th	1864	0	85.1	4.9	2.8	3.0	5.3	5.4
10th	1716	0	81.9	7.0	4.1	4.5	7.5	5.9
11th	1457	0	81.8	6.5	4.3	5.8	7.2	6.1
12th	1290	0	78.4	7.8	5.0	7.1	8.2	7.4
Jr Hi	3652	0	87.7	2.3	0.6	1.0	2.7	2.3
Sr Hi	6327	0	82.1	6.4	3.9	4.9	6.9	6.1
Total	9979	0	84.2	4.9	2.7	3.4	5.4	4.7

Table 6.101: Where do you smoke cigars?

Grade Level	N of Valid	N of Miss	Do Not Use	At Home	At School	In A Car	Friend's House	Other
7th	1773	0	86.9	2.0	0.2	0.5	2.0	2.0
8th	1879	0	85.2	3.9	1.0	1.5	4.6	3.6
9th	1864	0	79.5	5.9	1.3	3.2	8.4	7.1
10th	1716	0	78.8	7.0	2.2	5.1	8.5	7.3
11th	1457	0	74.0	7.5	3.0	7.6	11.5	8.3
12th	1290	0	70.5	7.0	2.1	8.8	12.8	10.0
Jr Hi	3652	0	86.0	3.0	0.6	1.0	3.3	2.8
Sr Hi	6327	0	76.2	6.8	2.1	5.9	10.0	8.0
Total	9979	0	79.8	5.4	1.5	4.1	7.6	6.1

Table 6.102: Where do you drink beer?

Grade Level	N of Valid	N of Miss	Do Not Use	At Home	At School	In A Car	Friend's House	Other
7th	1773	0	76.1	9.0	0.2	1.1	5.6	5.5
8th	1879	0	66.5	16.1	0.9	2.7	12.1	8.8
9th	1864	0	54.9	19.3	1.7	4.1	24.7	13.8
10th	1716	0	48.8	21.4	2.0	6.6	32.9	17.0
11th	1457	0	44.4	21.4	3.2	7.9	37.5	15.3
12th	1290	0	38.2	23.2	3.0	8.7	45.3	18.4
Jr Hi	3652	0	71.1	12.7	0.6	1.9	8.9	7.2
Sr Hi	6327	0	47.4	21.2	2.4	6.6	34.1	16.0
Total	9979	0	56.1	18.1	1.7	4.9	24.9	12.8

Table 6.103: Where do you drink wine coolers?

Grade Level	N of Valid	N of Miss	Do Not Use	At Home	At School	In A Car	Friend's House	Other
7th	1773	0	76.6	9.2	0.2	0.5	4.5	4.6
8th	1879	0	66.3	17.3	0.9	1.8	11.2	8.7
9th	1864	0	60.0	18.4	1.2	2.7	18.6	11.2
10th	1716	0	51.3	22.4	1.5	4.7	26.0	15.1
11th	1457	0	52.5	20.1	2.4	4.3	26.8	11.5
12th	1290	0	50.5	19.7	1.8	4.0	31.9	12.6
Jr Hi	3652	0	71.3	13.4	0.5	1.2	7.9	6.7
Sr Hi	6327	0	54.0	20.1	1.7	3.8	25.2	12.6
Total	9979	0	60.3	17.7	1.3	2.9	18.9	10.4

Table 6.104: Where do you drink liquor?

Grade Level	N of Valid	N of Miss	Do Not Use	At Home	At School	In A Car	Friend's House	Other
7th	1773	0	83.0	4.3	0.3	0.6	3.7	3.7
8th	1879	0	73.0	11.3	1.1	1.8	9.8	7.5
9th	1864	0	60.7	15.0	1.4	3.6	20.4	12.8
10th	1716	0	51.0	18.6	2.3	5.9	30.2	16.4
11th	1457	0	46.5	18.8	2.7	6.8	35.3	16.0
12th	1290	0	38.9	20.9	3.0	7.4	44.7	18.8
Jr Hi	3652	0	77.8	7.9	0.7	1.2	6.9	5.7
Sr Hi	6327	0	50.3	18.1	2.3	5.8	31.5	15.7
Total	9979	0	60.4	14.4	1.7	4.1	22.5	12.0

Table 6.105: Where do you smoke marijuana?

Grade Level	N of Valid	N of Miss	Do Not Use	At Home	At School	In A Car	Friend's House	Other
7th	1773	0	87.5	1.2	0.3	0.8	2.9	2.7
8th	1879	0	82.1	4.0	1.1	3.0	7.8	5.8
9th	1864	0	75.2	6.0	1.8	6.3	14.0	9.6
10th	1716	0	69.2	8.6	2.8	10.0	19.6	11.7
11th	1457	0	65.3	11.8	4.6	14.1	22.2	13.8
12th	1290	0	60.6	11.0	3.5	15.6	27.1	14.2
Jr Hi	3652	0	84.7	2.7	0.7	2.0	5.4	4.3
Sr Hi	6327	0	68.3	9.1	3.1	11.0	20.1	12.1
Total	9979	0	74.3	6.7	2.2	7.7	14.7	9.2

Table 6.106: Where do you use cocaine?

Grade Level	N of Valid	N of Miss	Do Not Use	At Home	At School	In A Car	Friend's House	Other
7th	1773	0	90.7	0.4	0.3	0.2	0.5	0.8
8th	1879	0	90.8	0.8	0.6	0.7	1.6	1.6
9th	1864	0	91.2	1.1	1.0	0.8	1.4	1.9
10th	1716	0	89.9	1.5	1.3	1.6	3.4	2.2
11th	1457	0	87.6	2.8	2.4	2.1	4.0	3.3
12th	1290	0	85.7	2.7	1.4	1.8	4.6	3.1
Jr Hi	3652	0	90.7	0.6	0.5	0.5	1.1	1.2
Sr Hi	6327	0	88.9	1.9	1.5	1.5	3.2	2.5
Total	9979	0	89.6	1.5	1.1	1.1	2.4	2.1

Table 6.107: Where do you use uppers?

Grade Level	N of Valid	N of Miss	Do Not Use	At Home	At School	In A Car	Friend's House	Other
7th	1773	0	90.5	0.3	0.3	0.2	0.7	0.6
8th	1879	0	90.7	1.3	1.0	0.5	1.4	1.5
9th	1864	0	90.9	1.4	1.5	0.9	1.7	2.0
10th	1716	0	89.9	2.2	1.9	1.5	3.1	2.4
11th	1457	0	87.9	3.6	3.0	2.6	3.6	3.0
12th	1290	0	86.9	2.9	2.9	1.8	4.0	2.6
Jr Hi	3652	0	90.6	0.8	0.7	0.3	1.1	1.1
Sr Hi	6327	0	89.1	2.4	2.2	1.6	3.0	2.5
Total	9979	0	89.7	1.8	1.7	1.2	2.3	2.0

Table 6.108: Where do you use downers?

Grade Level	N of Valid	N of Miss	Do Not Use	At Home	At School	In A Car	Friend's House	Other
7th	1773	0	90.8	0.5	0.1	0.3	0.6	0.5
8th	1879	0	89.9	2.2	1.3	0.8	1.8	1.6
9th	1864	0	89.8	2.4	1.4	0.9	2.6	2.3
10th	1716	0	88.4	4.0	2.4	2.0	3.7	2.5
11th	1457	0	87.0	4.6	3.0	2.3	4.5	3.3
12th	1290	0	84.7	4.3	2.7	2.4	5.5	3.6
Jr Hi	3652	0	90.3	1.3	0.7	0.6	1.2	1.1
Sr Hi	6327	0	87.7	3.7	2.3	1.8	3.9	2.8
Total	9979	0	88.7	2.9	1.7	1.4	2.9	2.2

Table 6.109: Where do you use inhalants?

Grade Level	N of Valid	N of Miss	Do Not Use	At Home	At School	In A Car	Friend's House	Other
7th	1773	0	88.1	1.6	2.0	0.3	1.2	0.9
8th	1879	0	88.7	2.8	2.3	0.9	2.1	1.5
9th	1864	0	89.8	2.1	2.1	0.8	1.9	1.7
10th	1716	0	90.7	2.3	1.7	0.7	2.0	1.1
11th	1457	0	89.9	2.5	2.2	1.4	2.0	2.5
12th	1290	0	89.5	1.6	2.1	0.8	1.9	1.8
Jr Hi	3652	0	88.4	2.2	2.2	0.6	1.6	1.2
Sr Hi	6327	0	90.0	2.1	2.0	0.9	2.0	1.8
Total	9979	0	89.4	2.1	2.1	0.8	1.8	1.6

Table 6.110: Where do you use hallucinogens?

Grade Level	N of Valid	N of Miss	Do Not Use	At Home	At School	In A Car	Friend's House	Other
7th	1773	0	90.4	0.4	0.3	0.3	0.3	0.7
8th	1879	0	90.6	0.7	0.9	0.6	1.6	1.5
9th	1864	0	91.6	0.9	0.8	0.5	1.6	1.9
10th	1716	0	90.9	1.7	1.2	1.0	2.7	1.5
11th	1457	0	88.6	3.2	2.0	2.1	3.6	3.0
12th	1290	0	86.4	1.9	1.4	1.5	4.7	3.6
Jr Hi	3652	0	90.5	0.6	0.6	0.4	1.0	1.1
Sr Hi	6327	0	89.6	1.9	1.3	1.2	3.0	2.4
Total	9979	0	90.0	1.4	1.0	0.9	2.3	1.9

Table 6.111: Where do you use heroin?

Grade Level	N of Valid	N of Miss	Do Not Use	At Home	At School	In A Car	Friend's House	Other
7th	1773	0	91.1	0.2	0.2	0.2	0.5	0.5
8th	1879	0	91.2	0.7	0.6	0.5	1.0	1.1
9th	1864	0	92.5	0.4	0.9	0.4	0.8	1.1
10th	1716	0	92.3	1.2	1.2	0.8	1.5	1.2
11th	1457	0	90.3	2.1	2.0	1.4	2.0	1.9
12th	1290	0	89.9	1.1	1.6	0.9	1.9	1.8
Jr Hi	3652	0	91.2	0.5	0.4	0.3	0.7	0.8
Sr Hi	6327	0	91.4	1.2	1.4	0.8	1.5	1.5
Total	9979	0	91.3	0.9	1.0	0.7	1.2	1.2

Table 6.112: Where do you use steroids?

Grade Level	N of Valid	N of Miss	Do Not Use	At Home	At School	In A Car	Friend's House	Other
7th	1773	0	90.9	0.5	0.3	0.2	0.4	0.7
8th	1879	0	91.6	0.9	0.7	0.4	0.6	0.9
9th	1864	0	92.2	0.9	0.8	0.6	0.6	1.0
10th	1716	0	92.3	1.2	1.2	0.8	1.0	0.9
11th	1457	0	90.9	1.9	1.6	1.2	1.2	1.6
12th	1290	0	90.3	1.3	1.2	1.2	1.2	1.5
Jr Hi	3652	0	91.3	0.7	0.5	0.3	0.5	0.8
Sr Hi	6327	0	91.6	1.3	1.2	0.9	1.0	1.2
Total	9979	0	91.5	1.1	0.9	0.7	0.8	1.1

Table 6.113: Where do you use ecstasy?

Grade Level	N of Valid	N of Miss	Do Not Use	At Home	At School	In A Car	Friend's House	Other
7th	1773	0	90.9	0.1	0.3	0.2	0.7	0.6
8th	1879	0	90.4	0.9	0.9	0.6	1.9	1.2
9th	1864	0	91.6	0.4	0.6	0.6	1.6	1.6
10th	1716	0	91.3	1.3	1.4	1.2	2.3	1.5
11th	1457	0	89.0	2.1	2.1	1.4	2.7	2.5
12th	1290	0	88.9	0.9	1.3	1.1	2.9	2.8
Jr Hi	3652	0	90.6	0.5	0.6	0.4	1.3	0.9
Sr Hi	6327	0	90.4	1.1	1.3	1.1	2.3	2.0
Total	9979	0	90.5	0.9	1.1	0.8	1.9	1.6

Table 6.114: Where do you use OxyContin?

Grade Level	N of Valid	N of Miss	Do Not Use	At Home	At School	In A Car	Friend's House	Other
7th	1773	0	89.7	0.5	0.3	0.2	0.6	0.7
8th	1879	0	89.9	1.1	0.9	0.4	1.8	1.2
9th	1864	0	90.9	1.2	1.2	0.7	1.2	1.6
10th	1716	0	89.3	2.5	1.7	1.5	3.4	2.3
11th	1457	0	88.1	2.7	2.2	1.9	3.6	3.2
12th	1290	0	87.3	2.3	1.9	1.3	3.3	2.9
Jr Hi	3652	0	89.8	0.8	0.6	0.3	1.2	1.0
Sr Hi	6327	0	89.1	2.1	1.7	1.3	2.8	2.4
Total	9979	0	89.4	1.6	1.3	0.9	2.2	1.9

Table 6.115: Where do you use any tobacco?

Grade Level	N of Valid	N of Miss	Do Not Use	At Home	At School	In A Car	Friend's House	Other
7th	1773	0	90.0	3.2	0.4	0.9	2.6	2.9
8th	1879	0	90.2	5.4	1.1	2.2	6.4	5.1
9th	1864	0	89.1	9.3	3.4	5.1	11.3	9.7
10th	1716	0	87.1	10.8	4.8	7.7	12.1	10.2
11th	1457	0	85.0	11.2	5.9	10.5	14.1	11.1
12th	1290	0	82.7	11.6	6.0	13.3	16.7	13.4
Jr Hi	3652	0	90.1	4.3	0.8	1.6	4.5	4.0
Sr Hi	6327	0	86.3	10.6	4.9	8.7	13.3	10.9
Total	9979	0	87.7	8.3	3.4	6.1	10.1	8.4

Table 6.116: Where do you use any alcohol?

Grade Level	N of Valid	N of Miss	Do Not Use	At Home	At School	In A Car	Friend's House	Other
7th	1773	0	86.2	13.6	0.3	1.2	8.1	8.2
8th	1879	0	79.3	23.4	1.2	3.1	16.6	12.9
9th	1864	0	70.9	26.7	2.1	5.1	29.7	18.2
10th	1716	0	63.6	30.5	2.8	8.1	38.5	22.6
11th	1457	0	62.8	29.0	4.0	9.5	43.7	20.6
12th	1290	0	58.8	31.1	4.0	10.2	51.9	22.2
Jr Hi	3652	0	82.6	18.6	0.8	2.2	12.5	10.6
Sr Hi	6327	0	64.6	29.1	3.1	8.0	39.8	20.8
Total	9979	0	71.2	25.3	2.3	5.9	29.8	17.1

Table 6.117: Where do you use any illicit drugs?

Grade Level	N of Valid	N of Miss	Do Not Use	At Home	At School	In A Car	Friend's House	Other
7th	1773	0	92.7	3.6	2.6	1.6	3.9	3.8
8th	1879	0	93.1	7.4	3.3	3.7	9.6	7.3
9th	1864	0	94.2	9.9	4.8	7.3	16.2	11.5
10th	1716	0	94.1	12.0	5.7	11.2	21.2	13.9
11th	1457	0	92.9	15.3	7.7	15.1	24.1	15.6
12th	1290	0	92.0	14.4	7.2	17.0	28.2	16.7
Jr Hi	3652	0	92.9	5.5	3.0	2.7	6.8	5.6
Sr Hi	6327	0	93.4	12.6	6.2	12.1	21.8	14.2
Total	9979	0	93.2	10.0	5.0	8.7	16.3	11.0

6.7 When Do You Use

Table 6.118: When do you smoke cigarettes?

Grade Level	N of Valid	N of Miss	Do Not Use	Before School	During School	After School	Week Nights	Week-ends
7th	1773	0	79.5	1.5	0.8	4.1	2.8	6.7
8th	1879	0	74.6	5.0	1.2	8.8	7.1	13.6
9th	1864	0	70.5	7.7	1.6	13.7	9.9	17.7
10th	1716	0	67.9	10.4	3.5	15.2	11.4	19.2
11th	1457	0	64.9	13.0	4.9	17.1	14.5	23.5
12th	1290	0	61.9	15.9	4.1	21.7	19.1	25.6
Jr Hi	3652	0	77.0	3.3	1.0	6.5	5.0	10.3
Sr Hi	6327	0	66.8	11.3	3.4	16.5	13.2	21.1
Total	9979	0	70.5	8.4	2.5	12.9	10.2	17.1

Table 6.119: When do you use smokeless tobacco?

Grade Level	N of Valid	N of Miss	Do Not Use	Before School	During School	After School	Week Nights	Week-ends
7th	1773	0	86.6	0.3	0.6	1.4	1.1	2.2
8th	1879	0	86.3	1.1	1.1	2.8	2.1	4.6
9th	1864	0	84.2	1.8	1.9	4.2	3.4	6.7
10th	1716	0	81.0	3.8	3.6	6.2	4.9	8.0
11th	1457	0	80.9	3.8	4.2	6.2	4.9	8.1
12th	1290	0	79.6	4.8	5.0	7.0	6.1	9.5
Jr Hi	3652	0	86.5	0.7	0.8	2.1	1.6	3.4
Sr Hi	6327	0	81.7	3.4	3.5	5.8	4.7	7.9
Total	9979	0	83.4	2.4	2.5	4.4	3.6	6.3

Table 6.120: When do you smoke cigars?

Grade Level	N of Valid	N of Miss	Do Not Use	Before School	During School	After School	Week Nights	Week-ends
7th	1773	0	86.2	0.4	0.5	1.5	1.2	2.8
8th	1879	0	84.2	1.3	1.0	2.7	2.4	6.6
9th	1864	0	79.6	1.8	0.9	4.6	3.5	10.9
10th	1716	0	79.4	2.2	1.8	5.5	3.6	10.8
11th	1457	0	74.9	2.4	2.2	5.3	4.5	15.0
12th	1290	0	73.0	3.0	2.0	6.3	5.6	16.7
Jr Hi	3652	0	85.2	0.9	0.7	2.1	1.9	4.8
Sr Hi	6327	0	77.1	2.3	1.7	5.3	4.2	13.0
Total	9979	0	80.1	1.8	1.3	4.1	3.3	10.0

Table 6.121: When do you drink beer?

Grade Level	N of Valid	N of Miss	Do Not Use	Before School	During School	After School	Week Nights	Week-ends
7th	1773	0	76.9	0.5	0.6	2.4	2.5	10.9
8th	1879	0	67.7	1.4	1.0	4.2	5.5	22.3
9th	1864	0	56.5	1.7	1.1	4.7	6.5	33.9
10th	1716	0	51.2	1.7	2.2	6.3	8.0	39.3
11th	1457	0	47.2	3.0	2.1	6.1	7.8	43.9
12th	1290	0	40.8	2.9	2.0	6.5	10.4	50.0
Jr Hi	3652	0	72.2	1.0	0.8	3.3	4.0	16.8
Sr Hi	6327	0	49.7	2.2	1.8	5.8	8.0	41.0
Total	9979	0	58.0	1.8	1.4	4.9	6.5	32.1

Table 6.122: When do you drink wine coolers?

Grade Level	N of Valid	N of Miss	Do Not Use	Before School	During School	After School	Week Nights	Week-ends
7th	1773	0	76.3	0.3	0.2	1.2	1.9	12.0
8th	1879	0	67.2	1.3	1.0	3.3	5.1	21.8
9th	1864	0	61.2	1.2	0.9	3.8	5.3	29.2
10th	1716	0	53.1	1.7	1.2	5.4	6.1	37.1
11th	1457	0	55.0	2.3	2.0	3.6	5.2	35.8
12th	1290	0	53.1	1.6	1.7	3.7	7.2	37.1
Jr Hi	3652	0	71.6	0.8	0.6	2.3	3.6	17.0
Sr Hi	6327	0	56.0	1.7	1.4	4.2	5.9	34.5
Total	9979	0	61.7	1.4	1.1	3.5	5.0	28.1

Table 6.123: When do you drink liquor?

Grade Level	N of Valid	N of Miss	Do Not Use	Before School	During School	After School	Week Nights	Week-ends
7th	1773	0	81.9	0.3	0.4	1.1	1.7	6.9
8th	1879	0	73.4	1.2	1.0	3.0	3.6	16.8
9th	1864	0	62.8	1.4	1.0	4.1	5.0	28.8
10th	1716	0	52.5	2.0	1.9	5.2	7.3	37.8
11th	1457	0	48.5	2.5	2.2	5.4	7.1	43.1
12th	1290	0	41.2	3.1	2.5	6.0	9.5	49.5
Jr Hi	3652	0	77.5	0.8	0.7	2.1	2.7	12.0
Sr Hi	6327	0	52.3	2.2	1.8	5.1	7.0	38.8
Total	9979	0	61.5	1.7	1.4	4.0	5.5	29.0

Table 6.124: When do you smoke marijuana?

Grade Level	N of Valid	N of Miss	Do Not Use	Before School	During School	After School	Week Nights	Week-ends
7th	1773	0	85.2	0.3	0.4	1.4	1.1	3.3
8th	1879	0	81.1	2.4	1.0	4.6	4.5	9.4
9th	1864	0	75.1	3.9	1.7	7.1	7.8	16.1
10th	1716	0	70.0	6.1	2.5	9.6	9.0	19.8
11th	1457	0	66.5	7.2	3.3	10.5	12.0	24.4
12th	1290	0	62.2	7.2	2.0	13.4	15.0	27.6
Jr Hi	3652	0	83.1	1.4	0.7	3.0	2.8	6.4
Sr Hi	6327	0	69.1	5.9	2.3	9.8	10.6	21.4
Total	9979	0	74.2	4.3	1.7	7.3	7.7	15.9

Table 6.125: When do you use cocaine?

Grade Level	N of Valid	N of Miss	Do Not Use	Before School	During School	After School	Week Nights	Week-ends
7th	1773	0	88.6	0.2	0.5	0.3	0.4	1.0
8th	1879	0	89.4	0.5	0.7	1.3	0.9	1.8
9th	1864	0	90.1	0.6	0.9	0.8	0.9	2.3
10th	1716	0	88.5	1.3	1.3	1.8	1.8	3.8
11th	1457	0	87.3	1.8	1.6	2.7	2.7	4.6
12th	1290	0	85.4	1.5	1.3	2.0	1.7	5.7
Jr Hi	3652	0	89.0	0.4	0.6	0.8	0.6	1.4
Sr Hi	6327	0	88.1	1.2	1.3	1.7	1.7	3.9
Total	9979	0	88.4	0.9	1.0	1.4	1.3	3.0

Table 6.126: When do you use uppers?

Grade Level	N of Valid	N of Miss	Do Not Use	Before School	During School	After School	Week Nights	Week-ends
7th	1773	0	88.3	0.3	0.3	0.3	0.3	0.7
8th	1879	0	89.1	0.8	0.9	0.9	0.9	1.9
9th	1864	0	89.2	1.0	1.3	1.3	1.4	2.6
10th	1716	0	87.2	1.9	1.6	1.9	2.0	4.2
11th	1457	0	86.5	3.2	2.9	2.7	2.7	4.5
12th	1290	0	86.6	2.2	2.3	2.2	1.9	4.1
Jr Hi	3652	0	88.7	0.5	0.6	0.6	0.6	1.3
Sr Hi	6327	0	87.5	2.0	1.9	2.0	2.0	3.8
Total	9979	0	88.0	1.5	1.5	1.5	1.5	2.9

Table 6.127: When do you use downers?

Grade Level	N of Valid	N of Miss	Do Not Use	Before School	During School	After School	Week Nights	Week-ends
7th	1773	0	88.5	0.2	0.2	0.3	0.5	0.8
8th	1879	0	88.9	1.0	0.9	1.4	1.3	2.3
9th	1864	0	88.9	1.0	1.4	1.4	1.8	3.0
10th	1716	0	86.4	2.2	2.0	2.6	2.7	4.5
11th	1457	0	86.0	2.9	2.5	2.9	3.5	4.9
12th	1290	0	84.6	2.6	2.6	3.3	3.3	5.8
Jr Hi	3652	0	88.7	0.6	0.5	0.8	0.9	1.6
Sr Hi	6327	0	86.7	2.1	2.0	2.5	2.8	4.4
Total	9979	0	87.4	1.5	1.5	1.9	2.1	3.4

Table 6.128: When do you use inhalants?

Grade Level	N of Valid	N of Miss	Do Not Use	Before School	During School	After School	Week Nights	Week-ends
7th	1773	0	86.6	0.5	2.0	1.1	0.8	1.5
8th	1879	0	87.7	0.9	2.0	2.1	1.7	2.4
9th	1864	0	89.5	0.8	1.7	1.6	1.4	2.8
10th	1716	0	88.6	1.3	1.5	1.7	1.3	2.3
11th	1457	0	88.8	1.8	2.2	2.3	2.0	2.6
12th	1290	0	88.6	1.5	1.8	1.6	1.5	2.4
Jr Hi	3652	0	87.2	0.7	2.0	1.6	1.3	2.0
Sr Hi	6327	0	88.9	1.3	1.8	1.8	1.5	2.5
Total	9979	0	88.3	1.1	1.8	1.7	1.4	2.3

Table 6.129: When do you use hallucinogens?

Grade Level	N of Valid	N of Miss	Do Not Use	Before School	During School	After School	Week Nights	Week-ends
7th	1773	0	88.4	0.1	0.3	0.3	0.5	0.6
8th	1879	0	89.9	0.6	0.6	0.9	0.9	1.8
9th	1864	0	90.4	0.6	0.9	0.9	0.8	2.2
10th	1716	0	88.5	1.2	1.0	1.3	1.3	3.0
11th	1457	0	87.4	1.5	1.9	1.9	1.8	3.8
12th	1290	0	86.3	1.2	1.5	1.4	1.4	5.7
Jr Hi	3652	0	89.2	0.4	0.5	0.6	0.7	1.2
Sr Hi	6327	0	88.3	1.1	1.3	1.3	1.3	3.5
Total	9979	0	88.6	0.8	1.0	1.1	1.1	2.7

Table 6.130: When do you use heroin?

Grade Level	N of Valid	N of Miss	Do Not Use	Before School	During School	After School	Week Nights	Week-ends
7th	1773	0	88.9	0.0	0.3	0.2	0.2	0.6
8th	1879	0	90.0	0.5	0.6	0.7	0.7	1.3
9th	1864	0	91.5	0.4	0.8	0.6	1.0	1.1
10th	1716	0	89.8	1.0	0.9	1.0	0.9	1.9
11th	1457	0	89.3	1.6	1.7	1.6	1.4	2.5
12th	1290	0	88.7	1.1	1.6	1.6	1.3	2.6
Jr Hi	3652	0	89.5	0.3	0.5	0.4	0.5	1.0
Sr Hi	6327	0	90.0	1.0	1.2	1.2	1.1	2.0
Total	9979	0	89.8	0.7	0.9	0.9	0.9	1.6

Table 6.131: When do you use steroids?

Grade Level	N of Valid	N of Miss	Do Not Use	Before School	During School	After School	Week Nights	Week-ends
7th	1773	0	88.5	0.2	0.4	0.3	0.3	0.7
8th	1879	0	90.5	0.5	0.5	0.9	0.6	1.0
9th	1864	0	91.3	0.6	0.6	1.0	0.8	1.3
10th	1716	0	90.2	0.9	1.3	1.7	1.0	1.4
11th	1457	0	89.6	1.2	1.4	1.8	1.4	1.7
12th	1290	0	89.5	1.2	1.2	1.3	1.1	1.9
Jr Hi	3652	0	89.5	0.4	0.5	0.6	0.5	0.8
Sr Hi	6327	0	90.2	1.0	1.1	1.4	1.1	1.5
Total	9979	0	90.0	0.8	0.9	1.1	0.8	1.3

Table 6.132: When do you use ecstasy?

Grade Level	N of Valid	N of Miss	Do Not Use	Before School	During School	After School	Week Nights	Week-ends
7th	1773	0	88.4	0.1	0.2	0.2	0.4	0.7
8th	1879	0	89.0	0.5	0.5	0.9	0.9	2.3
9th	1864	0	90.3	0.4	0.5	0.9	1.0	2.0
10th	1716	0	88.9	1.3	1.1	1.2	1.3	2.7
11th	1457	0	88.0	1.6	1.4	1.8	1.8	3.6
12th	1290	0	88.3	1.1	1.2	1.4	1.5	3.4
Jr Hi	3652	0	88.7	0.3	0.4	0.5	0.7	1.5
Sr Hi	6327	0	89.0	1.0	1.0	1.3	1.3	2.8
Total	9979	0	88.9	0.8	0.8	1.0	1.1	2.4

Table 6.133: When do you use OxyContin?

Grade Level	N of Valid	N of Miss	Do Not Use	Before School	During School	After School	Week Nights	Week-ends
7th	1773	0	87.4	0.1	0.3	0.3	0.5	0.7
8th	1879	0	88.6	0.6	0.6	0.8	0.9	2.0
9th	1864	0	89.2	0.5	0.7	1.0	1.2	2.1
10th	1716	0	87.1	1.3	1.3	1.7	1.7	4.4
11th	1457	0	87.7	1.7	2.1	1.9	2.3	4.1
12th	1290	0	87.0	1.6	2.0	2.2	2.0	4.1
Jr Hi	3652	0	88.0	0.4	0.5	0.5	0.7	1.3
Sr Hi	6327	0	87.8	1.2	1.4	1.6	1.8	3.6
Total	9979	0	87.9	0.9	1.1	1.2	1.4	2.8

Table 6.134: When do you use any tobacco?

Grade Level	N of Valid	N of Miss	Do Not Use	Before School	During School	After School	Week Nights	Week-ends
7th	1773	0	88.4	0.5	0.6	2.3	1.9	4.0
8th	1879	0	89.1	1.9	1.4	4.4	3.6	8.5
9th	1864	0	88.2	3.0	2.2	7.5	5.5	13.6
10th	1716	0	85.9	4.5	4.2	9.1	6.7	14.3
11th	1457	0	83.9	4.6	5.1	8.8	7.3	17.0
12th	1290	0	84.0	6.3	5.6	10.4	9.5	20.2
Jr Hi	3652	0	88.8	1.2	1.0	3.3	2.7	6.3
Sr Hi	6327	0	85.7	4.4	4.1	8.8	7.0	15.9
Total	9979	0	86.8	3.3	3.0	6.8	5.5	12.4

Table 6.135: When do you use any alcohol?

Grade Level	N of Valid	N of Miss	Do Not Use	Before School	During School	After School	Week Nights	Week-ends
7th	1773	0	85.7	0.8	0.6	2.7	3.4	16.0
8th	1879	0	79.3	2.0	1.2	4.9	7.3	29.2
9th	1864	0	71.4	2.1	1.4	6.3	8.4	40.9
10th	1716	0	63.9	2.7	2.7	8.1	10.5	48.1
11th	1457	0	63.8	4.0	3.2	7.4	10.2	52.3
12th	1290	0	59.8	3.6	2.9	8.1	13.1	56.4
Jr Hi	3652	0	82.4	1.4	0.9	3.8	5.4	22.8
Sr Hi	6327	0	65.2	3.0	2.5	7.4	10.3	48.7
Total	9979	0	71.5	2.4	1.9	6.1	8.5	39.2

Table 6.136: When do you use any illicit drugs?

Grade Level	N of Valid	N of Miss	Do Not Use	Before School	During School	After School	Week Nights	Week-ends
7th	1773	0	91.0	1.4	2.5	2.9	2.1	5.1
8th	1879	0	91.9	3.9	3.0	6.9	6.4	11.6
9th	1864	0	93.0	5.2	4.0	9.3	9.6	18.0
10th	1716	0	91.7	7.6	4.7	11.3	11.2	22.2
11th	1457	0	92.1	10.0	6.5	13.1	14.0	26.4
12th	1290	0	91.2	9.1	4.5	15.3	16.7	30.2
Jr Hi	3652	0	91.5	2.7	2.8	5.0	4.4	8.4
Sr Hi	6327	0	92.1	7.7	4.9	11.9	12.5	23.5
Total	9979	0	91.9	5.9	4.1	9.4	9.5	18.0

6.8 While At School Have You

Table 6.137: While at school have you carried a gun?

Grade Level	N of Valid	N of Miss	Never	One Time	2-5 Times	6 or More Times
7th	1583	190	98.2	0.6	0.3	0.9
8th	1734	145	96.9	0.9	0.5	1.7
9th	1772	92	96.2	1.5	0.7	1.6
10th	1625	91	95.6	1.5	0.7	2.2
11th	1385	72	95.9	1.0	0.6	2.5
12th	1207	83	96.2	0.8	0.5	2.5
Jr Hi	3317	335	97.5	0.7	0.4	1.3
Sr Hi	5989	338	95.9	1.3	0.7	2.1
Total	9306	673	96.5	1.1	0.6	1.8

Table 6.138: While at school have you carried a knife, club or other weapon?

Grade Level	N of Valid	N of Miss	Never	One Time	2-5 Times	6 or More Times
7th	1606	167	91.6	5.3	1.3	1.8
8th	1739	140	87.0	6.8	2.8	3.4
9th	1771	93	84.1	7.3	4.2	4.4
10th	1624	92	81.8	8.1	4.6	5.5
11th	1384	73	83.7	5.7	3.3	7.3
12th	1213	77	84.2	5.4	4.0	6.3
Jr Hi	3345	307	89.2	6.1	2.1	2.6
Sr Hi	5992	335	83.4	6.8	4.1	5.8
Total	9337	642	85.5	6.5	3.4	4.6

Table 6.139: While at school have you threatened a student with a gun, knife or club?

Grade Level	N of Valid	N of Miss	Never	One Time	2-5 Times	6 or More Times
7th	1593	180	97.7	0.9	0.5	0.9
8th	1734	145	94.9	2.4	1.0	1.7
9th	1767	97	93.0	2.8	2.0	2.2
10th	1613	103	92.6	3.2	1.5	2.7
11th	1378	79	92.3	2.2	2.3	3.2
12th	1212	78	93.9	2.3	1.6	2.2
Jr Hi	3327	325	96.2	1.7	0.8	1.3
Sr Hi	5970	357	92.9	2.7	1.9	2.6
Total	9297	682	94.1	2.3	1.5	2.1

Table 6.140: While at school have you threatened to hurt a student by hitting, slapping or kicking?

Grade Level	N of Valid	N of Miss	Never	One Time	2-5 Times	6 or More Times
7th	1597	176	70.1	10.9	10.0	9.1
8th	1748	131	59.0	12.1	13.2	15.7
9th	1775	89	59.6	11.0	14.4	15.0
10th	1620	96	59.2	8.7	15.7	16.4
11th	1380	77	64.0	8.7	13.6	13.7
12th	1213	77	70.8	7.7	12.3	9.2
Jr Hi	3345	307	64.3	11.5	11.7	12.6
Sr Hi	5988	339	62.8	9.2	14.1	13.9
Total	9333	646	63.3	10.0	13.3	13.4

Table 6.141: While at school have you hurt a student by using a gun, knife or club?

Grade Level	N of Valid	N of Miss	Never	One Time	2-5 Times	6 or More Times
7th	1597	176	98.1	0.8	0.4	0.8
8th	1736	143	96.9	1.2	0.6	1.2
9th	1769	95	96.3	1.1	1.0	1.6
10th	1614	102	95.6	1.3	1.0	2.1
11th	1375	82	95.4	1.7	0.9	2.0
12th	1211	79	95.8	1.1	0.9	2.2
Jr Hi	3333	319	97.5	1.0	0.5	1.0
Sr Hi	5969	358	95.8	1.3	1.0	2.0
Total	9302	677	96.4	1.2	0.8	1.6

Table 6.142: While at school have you hurt a student by hitting, slapping or kicking?

Grade Level	N of Valid	N of Miss	Never	One Time	2-5 Times	6 or More Times
7th	1612	161	73.1	10.7	9.8	6.5
8th	1740	139	62.9	13.4	11.9	11.7
9th	1772	92	62.8	12.2	13.8	11.1
10th	1620	96	64.6	11.7	13.3	10.4
11th	1379	78	69.7	9.2	11.8	9.3
12th	1209	81	75.0	8.7	10.1	6.2
Jr Hi	3352	300	67.8	12.1	10.9	9.2
Sr Hi	5980	347	67.4	10.7	12.5	9.5
Total	9332	647	67.5	11.2	11.9	9.4

Table 6.143: While at school have you been threatened with a gun, knife or club, by a student?

Grade Level	N of Valid	N of Miss	Never	One Time	2-5 Times	6 or More Times
7th	1600	173	91.0	5.4	1.9	1.7
8th	1734	145	86.4	6.9	3.3	3.4
9th	1764	100	84.6	7.3	4.5	3.6
10th	1612	104	83.3	8.1	5.3	3.3
11th	1379	78	86.2	5.5	4.1	4.1
12th	1207	83	88.4	5.1	3.1	3.3
Jr Hi	3334	318	88.6	6.2	2.6	2.6
Sr Hi	5962	365	85.4	6.7	4.4	3.6
Total	9296	683	86.5	6.5	3.7	3.2

Table 6.144: While at school have you had a student threaten to hit, slap or kick you?

Grade Level	N of Valid	N of Miss	Never	One Time	2-5 Times	6 or More Times
7th	1606	167	62.5	13.4	14.1	10.0
8th	1732	147	56.4	15.6	14.1	13.9
9th	1762	102	55.5	14.5	15.8	14.2
10th	1620	96	54.9	16.6	15.5	13.0
11th	1379	78	61.1	12.0	15.3	11.7
12th	1212	78	65.9	12.9	12.5	8.7
Jr Hi	3338	314	59.3	14.6	14.1	12.0
Sr Hi	5973	354	58.7	14.2	14.9	12.2
Total	9311	668	59.0	14.3	14.6	12.1

Table 6.145: While at school have you been afraid a student may hurt you?

Grade Level	N of Valid	N of Miss	Never	One Time	2-5 Times	6 or More Times
7th	1602	171	75.6	12.2	8.1	4.1
8th	1738	141	71.9	15.4	7.6	5.2
9th	1771	93	73.8	13.7	7.7	4.8
10th	1618	98	73.6	14.8	6.8	4.8
11th	1383	74	77.4	12.0	6.7	3.9
12th	1215	75	82.5	9.4	5.3	2.9
Jr Hi	3340	312	73.7	13.9	7.8	4.6
Sr Hi	5987	340	76.3	12.7	6.7	4.2
Total	9327	652	75.4	13.1	7.1	4.4

Table 6.146: While at school have you been hurt by a student using a gun, knife or club?

Grade Level	N of Valid	N of Miss	Never	One Time	2-5 Times	6 or More Times
7th	1595	178	97.3	1.4	0.6	0.7
8th	1740	139	96.4	1.8	0.9	0.9
9th	1764	100	96.0	1.6	0.8	1.6
10th	1618	98	95.3	2.4	0.9	1.4
11th	1377	80	95.4	1.5	0.9	2.2
12th	1205	85	95.3	1.7	0.9	2.2
Jr Hi	3335	317	96.9	1.6	0.7	0.8
Sr Hi	5964	363	95.5	1.8	0.9	1.8
Total	9299	680	96.0	1.7	0.8	1.4

Table 6.147: While at school have you been hurt by a student who hit, slapped or kicked you?

Grade Level	N of Valid	N of Miss	Never	One Time	2-5 Times	6 or More Times
7th	1606	167	75.4	12.8	6.7	5.0
8th	1738	141	73.4	13.7	6.7	6.2
9th	1775	89	77.3	10.3	8.3	4.2
10th	1616	100	78.1	11.1	5.8	5.0
11th	1380	77	81.4	8.3	5.8	4.4
12th	1210	80	85.9	6.1	4.5	3.6
Jr Hi	3344	308	74.4	13.3	6.7	5.7
Sr Hi	5981	346	80.2	9.2	6.3	4.3
Total	9325	654	78.1	10.7	6.4	4.8

Table 6.148: While at school have you been helped by a School Resource Officer?

Grade Level	N of Valid	N of Miss	Never	One Time	2-5 Times	6 or More Times
7th	1589	184	92.5	5.0	1.4	1.1
8th	1731	148	90.2	6.0	2.0	1.8
9th	1768	96	91.1	5.8	1.8	1.4
10th	1618	98	91.7	4.9	1.9	1.5
11th	1381	76	90.6	5.4	1.8	2.2
12th	1204	86	91.7	5.1	1.5	1.7
Jr Hi	3320	332	91.3	5.5	1.7	1.4
Sr Hi	5971	356	91.2	5.3	1.8	1.7
Total	9291	688	91.3	5.4	1.8	1.6

Table 6.149: While at school have you been in trouble with a School Resource Officer?

Grade Level	N of Valid	N of Miss	Never	One Time	2-5 Times	6 or More Times
7th	1583	190	93.5	2.8	2.2	1.5
8th	1731	148	88.8	5.1	3.3	2.8
9th	1762	102	88.4	5.1	3.2	3.3
10th	1613	103	88.4	5.8	3.3	2.4
11th	1371	86	89.1	4.7	3.0	3.2
12th	1197	93	92.2	3.1	2.3	2.3
Jr Hi	3314	338	91.0	4.0	2.8	2.2
Sr Hi	5943	384	89.3	4.8	3.0	2.9
Total	9257	722	89.9	4.5	2.9	2.6

6.9 What Effect Do You Most Often Get When You Use

Table 6.150: What effect do you most often get when you smoke cigarettes?

Grade Level	N of Valid	N of Miss	Do Not Use	No High	A Little High	Very High	Bombed/Stoned
7th	1607	166	87.8	10.2	1.4	0.2	0.4
8th	1747	132	78.6	17.4	2.6	0.3	1.0
9th	1784	80	73.5	21.5	3.9	0.2	0.8
10th	1635	81	69.8	25.0	3.9	0.4	0.9
11th	1386	71	66.1	26.3	5.7	0.2	1.7
12th	1215	75	62.8	29.8	5.2	0.4	1.8
Jr Hi	3354	298	83.0	14.0	2.1	0.3	0.7
Sr Hi	6020	307	68.7	25.2	4.6	0.3	1.2
Total	9374	605	73.8	21.2	3.7	0.3	1.0

Table 6.151: What effect do you most often get when you use smokeless tobacco?

Grade Level	N of Valid	N of Miss	Do Not Use	No High	A Little High	Very High	Bombed/Stoned
7th	1626	147	95.9	2.6	0.7	0.6	0.2
8th	1745	134	91.9	5.2	1.7	0.4	0.8
9th	1785	79	88.5	7.2	3.2	0.2	0.8
10th	1633	83	84.4	9.8	4.3	0.6	0.9
11th	1384	73	84.4	8.6	4.8	0.4	1.8
12th	1217	73	81.4	10.7	5.3	0.6	2.0
Jr Hi	3371	281	93.8	3.9	1.2	0.5	0.5
Sr Hi	6019	308	85.0	8.9	4.3	0.4	1.3
Total	9390	589	88.2	7.1	3.2	0.4	1.0

Table 6.152: What effect do you most often get when you smoke cigars?

Grade Level	N of Valid	N of Miss	Do Not Use	No High	A Little High	Very High	Bombed/Stoned
7th	1618	155	94.1	4.1	1.2	0.4	0.2
8th	1740	139	89.4	7.7	1.5	0.4	1.0
9th	1779	85	83.6	12.5	2.7	0.3	1.0
10th	1621	95	81.3	13.9	3.1	0.7	0.9
11th	1383	74	76.6	16.1	5.1	0.5	1.7
12th	1212	78	74.2	18.5	5.3	0.6	1.5
Jr Hi	3358	294	91.6	6.0	1.3	0.4	0.7
Sr Hi	5995	332	79.4	14.9	3.9	0.5	1.2
Total	9353	626	83.8	11.7	3.0	0.5	1.0

Table 6.153: What effect do you most often get when you drink beer?

Grade Level	N of Valid	N of Miss	Do Not Use	No High	A Little High	Very High	Bombed/Stoned
7th	1616	157	82.9	10.4	4.1	1.2	1.4
8th	1738	141	69.9	15.8	8.5	2.6	3.2
9th	1775	89	58.8	16.6	14.4	5.5	4.7
10th	1628	88	52.2	14.1	18.9	8.0	6.7
11th	1377	80	45.5	12.8	22.1	11.4	8.3
12th	1211	79	39.7	12.4	22.2	15.0	10.7
Jr Hi	3354	298	76.1	13.2	6.4	1.9	2.3
Sr Hi	5991	336	50.1	14.2	19.0	9.5	7.3
Total	9345	634	59.4	13.8	14.5	6.8	5.5

Table 6.154: What effect do you most often get when you drink wine coolers?

Grade Level	N of Valid	N of Miss	Do Not Use	No High	A Little High	Very High	Bombed/Stoned
7th	1626	147	83.4	11.5	3.6	0.8	0.7
8th	1744	135	70.6	19.4	6.6	1.6	1.8
9th	1780	84	63.1	19.9	12.1	2.4	2.5
10th	1625	91	54.1	22.2	16.2	4.6	3.0
11th	1374	83	54.7	20.1	16.7	4.4	4.1
12th	1213	77	51.9	19.2	20.1	4.2	4.5
Jr Hi	3370	282	76.8	15.6	5.2	1.2	1.3
Sr Hi	5992	335	56.5	20.4	15.9	3.8	3.4
Total	9362	617	63.8	18.7	12.0	2.9	2.6

Table 6.155: What effect do you most often get when you drink liquor?

Grade Level	N of Valid	N of Miss	Do Not Use	No High	A Little High	Very High	Bombed/Stoned
7th	1616	157	89.4	4.8	2.9	1.4	1.5
8th	1739	140	77.6	9.4	5.5	3.5	4.1
9th	1774	90	64.6	10.5	9.5	8.4	7.0
10th	1620	96	54.3	9.6	10.9	12.8	12.5
11th	1377	80	48.4	8.7	12.1	15.3	15.5
12th	1209	81	41.1	9.1	11.2	18.3	20.3
Jr Hi	3355	297	83.3	7.2	4.2	2.5	2.9
Sr Hi	5980	347	53.3	9.5	10.8	13.2	13.1
Total	9335	644	64.1	8.7	8.4	9.3	9.4

Table 6.156: What effect do you most often get when you smoke marijuana?

Grade Level	N of Valid	N of Miss	Do Not Use	No High	A Little High	Very High	Bombed/Stoned
7th	1625	148	94.4	0.4	1.0	1.4	2.8
8th	1741	138	87.0	0.6	2.0	3.4	7.0
9th	1775	89	79.2	0.6	3.1	6.2	10.9
10th	1621	95	72.3	1.4	3.6	7.5	15.2
11th	1371	86	68.4	0.9	5.0	9.8	15.9
12th	1205	85	62.2	2.2	5.4	12.4	17.8
Jr Hi	3366	286	90.6	0.5	1.5	2.5	5.0
Sr Hi	5972	355	71.4	1.2	4.1	8.6	14.6
Total	9338	641	78.3	1.0	3.2	6.4	11.2

Table 6.157: What effect do you most often get when you use cocaine?

Grade Level	N of Valid	N of Miss	Do Not Use	No High	A Little High	Very High	Bombed/Stoned
7th	1621	152	97.8	0.3	0.6	0.6	0.7
8th	1732	147	96.4	0.2	0.5	0.7	2.2
9th	1777	87	95.7	0.5	0.7	1.0	2.1
10th	1623	93	94.0	0.4	0.8	1.3	3.5
11th	1379	78	91.5	0.6	1.0	2.1	4.8
12th	1210	80	90.3	0.7	1.6	2.1	5.3
Jr Hi	3353	299	97.1	0.2	0.5	0.7	1.5
Sr Hi	5989	338	93.2	0.5	1.0	1.6	3.7
Total	9342	637	94.6	0.4	0.8	1.2	2.9

Table 6.158: What effect do you most often get when you use uppers?

Grade Level	N of Valid	N of Miss	Do Not Use	No High	A Little High	Very High	Bombed/Stoned
7th	1620	153	98.1	0.4	0.5	0.4	0.5
8th	1735	144	96.3	0.2	0.5	1.3	1.7
9th	1779	85	94.9	0.6	1.2	1.2	2.1
10th	1624	92	93.7	0.7	1.2	1.5	3.0
11th	1377	80	91.9	0.6	2.0	2.7	2.9
12th	1207	83	90.8	1.0	2.7	1.7	3.8
Jr Hi	3355	297	97.2	0.3	0.5	0.9	1.1
Sr Hi	5987	340	93.0	0.7	1.7	1.7	2.9
Total	9342	637	94.5	0.6	1.3	1.4	2.2

Table 6.159: What effect do you most often get when you use downers?

Grade Level	N of Valid	N of Miss	Do Not Use	No High	A Little High	Very High	Bombed/Stoned
7th	1618	155	97.8	0.5	0.6	0.6	0.4
8th	1736	143	95.6	0.9	1.1	0.7	1.7
9th	1780	84	94.3	0.9	1.9	1.5	1.5
10th	1619	97	92.9	1.1	1.9	1.5	2.5
11th	1377	80	90.3	1.3	2.9	2.0	3.5
12th	1205	85	88.9	1.0	3.0	3.0	4.1
Jr Hi	3354	298	96.7	0.7	0.9	0.7	1.1
Sr Hi	5981	346	91.9	1.1	2.4	1.9	2.8
Total	9335	644	93.6	0.9	1.8	1.5	2.2

Table 6.160: What effect do you most often get when you use inhalants?

Grade Level	N of Valid	N of Miss	Do Not Use	No High	A Little High	Very High	Bombed/Stoned
7th	1621	152	95.6	1.9	1.5	0.6	0.5
8th	1737	142	94.4	1.4	2.1	0.6	1.6
9th	1777	87	94.7	1.1	1.4	1.1	1.7
10th	1628	88	94.7	1.0	1.5	0.8	2.0
11th	1374	83	94.5	0.6	1.6	0.9	2.3
12th	1206	84	94.1	1.1	1.7	0.5	2.6
Jr Hi	3358	294	95.0	1.6	1.8	0.6	1.0
Sr Hi	5985	342	94.6	0.9	1.5	0.9	2.1
Total	9343	636	94.7	1.2	1.6	0.8	1.7

Table 6.161: What effect do you most often get when you use hallucinogens?

Grade Level	N of Valid	N of Miss	Do Not Use	No High	A Little High	Very High	Bombed/Stoned
7th	1617	156	98.3	0.2	0.5	0.6	0.4
8th	1728	151	96.6	0.5	0.5	0.5	2.0
9th	1778	86	96.0	0.7	0.4	0.6	2.3
10th	1625	91	94.9	0.4	0.7	0.8	3.2
11th	1376	81	92.2	0.7	0.6	1.0	5.5
12th	1204	86	91.8	0.9	0.4	0.7	6.2
Jr Hi	3345	307	97.4	0.4	0.5	0.5	1.2
Sr Hi	5983	344	93.9	0.7	0.6	0.8	4.1
Total	9328	651	95.2	0.6	0.5	0.7	3.1

Table 6.162: What effect do you most often get when you use heroin?

Grade Level	N of Valid	N of Miss	Do Not Use	No High	A Little High	Very High	Bombed/Stoned
7th	1617	156	98.5	0.3	0.3	0.2	0.7
8th	1734	145	97.5	0.2	0.2	0.4	1.6
9th	1776	88	97.2	0.5	0.3	0.5	1.6
10th	1627	89	96.5	0.5	0.2	0.7	2.1
11th	1374	83	95.1	0.4	0.7	0.9	3.0
12th	1208	82	94.6	1.0	0.5	0.4	3.5
Jr Hi	3351	301	98.0	0.3	0.3	0.3	1.2
Sr Hi	5985	342	96.0	0.6	0.4	0.6	2.4
Total	9336	643	96.7	0.4	0.4	0.5	2.0

Table 6.163: What effect do you most often get when you use steroids?

Grade Level	N of Valid	N of Miss	Do Not Use	No High	A Little High	Very High	Bombed/Stoned
7th	1620	153	98.3	0.5	0.4	0.5	0.4
8th	1736	143	97.8	0.6	0.4	0.3	0.9
9th	1774	90	97.3	1.2	0.4	0.2	0.9
10th	1623	93	96.8	0.7	0.4	0.5	1.7
11th	1373	84	95.3	1.2	1.0	0.6	1.9
12th	1208	82	95.5	1.5	0.7	0.2	2.1
Jr Hi	3356	296	98.0	0.5	0.4	0.4	0.7
Sr Hi	5978	349	96.4	1.1	0.6	0.4	1.6
Total	9334	645	97.0	0.9	0.5	0.4	1.2

Table 6.164: What effect do you most often get when you use ecstasy?

Grade Level	N of Valid	N of Miss	Do Not Use	No High	A Little High	Very High	Bombed/Stoned
7th	1613	160	98.3	0.2	0.2	0.3	0.9
8th	1728	151	96.4	0.4	0.5	0.5	2.2
9th	1773	91	96.3	0.3	0.6	0.8	2.0
10th	1625	91	95.1	0.6	0.6	0.9	2.8
11th	1370	87	93.3	0.7	1.1	1.4	3.6
12th	1204	86	93.2	0.7	1.0	1.1	4.1
Jr Hi	3341	311	97.3	0.3	0.4	0.4	1.6
Sr Hi	5972	355	94.7	0.5	0.8	1.0	3.0
Total	9313	666	95.6	0.5	0.6	0.8	2.5

Table 6.165: What effect do you most often get when you use OxyContin?

Grade Level	N of Valid	N of Miss	Do Not Use	No High	A Little High	Very High	Bombed/Stoned
7th	1607	166	98.1	0.4	0.3	0.4	0.7
8th	1722	157	96.4	0.3	0.5	0.7	2.1
9th	1764	100	95.8	0.6	0.7	0.8	2.1
10th	1623	93	93.2	0.4	1.5	1.6	3.3
11th	1367	90	92.7	0.7	1.0	1.3	4.3
12th	1204	86	92.0	0.8	1.6	1.7	3.9
Jr Hi	3329	323	97.2	0.3	0.4	0.6	1.5
Sr Hi	5958	369	93.6	0.6	1.2	1.3	3.3
Total	9287	692	94.9	0.5	0.9	1.0	2.6

6.10 How Easy Is It To Get

Table 6.166: How easy is it to get cigarettes?

Grade Level	N of Valid	N of Miss	Cannot Get	Very Difficult	Fairly Difficult	Fairly Easy	Very Easy
7th	1406	367	63.3	4.6	4.3	11.7	16.1
8th	1578	301	49.2	2.8	5.9	15.9	26.2
9th	1693	171	35.1	2.0	4.5	20.4	38.0
10th	1567	149	29.1	1.9	5.2	17.7	46.2
11th	1371	86	22.5	1.5	3.4	18.8	53.7
12th	1189	101	14.0	0.5	1.6	11.9	71.9
Jr Hi	2984	668	55.9	3.6	5.2	13.9	21.4
Sr Hi	5820	507	26.2	1.5	3.8	17.6	50.8
Total	8804	1175	36.3	2.2	4.3	16.3	40.9

Table 6.167: How easy is it to get smokeless tobacco?

Grade Level	N of Valid	N of Miss	Cannot Get	Very Difficult	Fairly Difficult	Fairly Easy	Very Easy
7th	1388	385	76.2	3.7	4.5	6.4	9.1
8th	1557	322	66.0	3.4	5.5	9.7	15.4
9th	1674	190	48.6	3.0	6.9	15.5	26.0
10th	1553	163	39.9	1.7	6.6	15.9	35.9
11th	1365	92	30.8	2.3	6.4	17.8	42.6
12th	1181	109	19.2	1.2	2.6	15.2	61.8
Jr Hi	2945	707	70.8	3.5	5.0	8.1	12.5
Sr Hi	5773	554	36.0	2.1	5.8	16.1	39.9
Total	8718	1261	47.8	2.6	5.6	13.4	30.6

Table 6.168: How easy is it to get cigars?

Grade Level	N of Valid	N of Miss	Cannot Get	Very Difficult	Fairly Difficult	Fairly Easy	Very Easy
7th	1387	386	75.5	4.6	5.1	6.3	8.5
8th	1552	327	64.2	5.3	6.7	9.4	14.4
9th	1669	195	47.6	4.3	8.0	16.8	23.3
10th	1550	166	40.1	3.1	9.6	14.1	33.1
11th	1364	93	29.3	3.1	9.2	18.5	39.9
12th	1178	112	18.3	1.3	4.7	16.1	59.7
Jr Hi	2939	713	69.5	5.0	6.0	7.9	11.6
Sr Hi	5761	566	35.3	3.1	8.0	16.3	37.3
Total	8700	1279	46.8	3.7	7.3	13.5	28.6

Table 6.169: How easy is it to get beer?

Grade Level	N of Valid	N of Miss	Cannot Get	Very Difficult	Fairly Difficult	Fairly Easy	Very Easy
7th	1400	373	61.9	5.4	5.6	9.9	17.2
8th	1576	303	43.5	3.6	8.4	15.4	29.1
9th	1693	171	30.7	2.7	7.0	22.8	36.9
10th	1574	142	23.6	2.7	6.9	22.8	44.0
11th	1372	85	18.6	1.7	7.6	23.0	49.1
12th	1182	108	14.1	1.6	5.7	25.5	53.1
Jr Hi	2976	676	52.2	4.4	7.1	12.8	23.5
Sr Hi	5821	506	22.6	2.2	6.8	23.4	45.0
Total	8797	1182	32.6	3.0	6.9	19.8	37.7

Table 6.170: How easy is it to get wine coolers?

Grade Level	N of Valid	N of Miss	Cannot Get	Very Difficult	Fairly Difficult	Fairly Easy	Very Easy
7th	1397	376	65.3	5.8	5.2	9.6	14.2
8th	1571	308	47.7	4.6	7.4	15.6	24.7
9th	1687	177	35.5	3.4	7.6	21.0	32.5
10th	1567	149	26.5	2.9	8.9	20.7	41.0
11th	1366	91	21.4	2.3	7.8	23.0	45.4
12th	1179	111	14.9	2.3	6.5	23.8	52.4
Jr Hi	2968	684	56.0	5.2	6.3	12.8	19.7
Sr Hi	5799	528	25.6	2.8	7.8	22.0	41.9
Total	8767	1212	35.9	3.6	7.3	18.9	34.4

Table 6.171: How easy is it to get liquor?

Grade Level	N of Valid	N of Miss	Cannot Get	Very Difficult	Fairly Difficult	Fairly Easy	Very Easy
7th	1390	383	72.0	5.2	4.8	6.4	11.6
8th	1566	313	55.7	4.3	8.1	12.0	19.9
9th	1683	181	37.1	4.1	9.0	19.4	30.4
10th	1566	150	28.0	4.3	8.2	20.1	39.4
11th	1368	89	22.4	3.8	7.9	23.2	42.8
12th	1178	112	15.2	3.1	7.0	26.7	48.0
Jr Hi	2956	696	63.4	4.7	6.6	9.4	16.0
Sr Hi	5795	532	26.7	3.9	8.1	22.0	39.3
Total	8751	1228	39.1	4.2	7.6	17.7	31.5

Table 6.172: How easy is it to get marijuana?

Grade Level	N of Valid	N of Miss	Cannot Get	Very Difficult	Fairly Difficult	Fairly Easy	Very Easy
7th	1388	385	79.5	4.9	4.1	4.8	6.8
8th	1550	329	65.6	4.8	6.3	9.4	14.0
9th	1672	192	48.5	5.4	8.7	14.2	23.1
10th	1544	172	39.3	5.1	7.5	15.0	33.1
11th	1357	100	31.1	5.0	8.8	17.8	37.4
12th	1175	115	22.1	3.2	9.4	20.7	44.6
Jr Hi	2938	714	72.2	4.8	5.2	7.2	10.6
Sr Hi	5748	579	36.5	4.8	8.5	16.6	33.5
Total	8686	1293	48.6	4.8	7.4	13.4	25.8

Table 6.173: How easy is it to get cocaine?

Grade Level	N of Valid	N of Miss	Cannot Get	Very Difficult	Fairly Difficult	Fairly Easy	Very Easy
7th	1388	385	84.1	5.6	3.1	2.9	4.3
8th	1547	332	77.1	6.3	5.4	4.1	7.0
9th	1652	212	63.4	7.8	9.7	9.1	10.0
10th	1537	179	56.7	8.8	11.1	9.2	14.1
11th	1356	101	47.4	9.8	13.6	13.6	15.6
12th	1157	133	40.2	11.1	14.8	14.3	19.7
Jr Hi	2935	717	80.4	6.0	4.3	3.5	5.8
Sr Hi	5702	625	53.1	9.2	12.0	11.2	14.4
Total	8637	1342	62.4	8.1	9.4	8.6	11.5

Table 6.174: How easy is it to get uppers?

Grade Level	N of Valid	N of Miss	Cannot Get	Very Difficult	Fairly Difficult	Fairly Easy	Very Easy
7th	1382	391	85.2	5.5	2.6	3.0	3.7
8th	1545	334	79.3	5.8	5.2	3.4	6.3
9th	1650	214	64.5	8.0	10.1	7.7	9.7
10th	1534	182	58.1	9.4	9.8	8.6	14.1
11th	1357	100	48.5	10.1	13.2	12.9	15.3
12th	1156	134	42.3	10.2	15.5	13.7	18.3
Jr Hi	2927	725	82.1	5.6	4.0	3.2	5.1
Sr Hi	5697	630	54.5	9.3	11.8	10.4	14.0
Total	8624	1355	63.8	8.1	9.2	8.0	11.0

Table 6.175: How easy is it to get downers?

Grade Level	N of Valid	N of Miss	Cannot Get	Very Difficult	Fairly Difficult	Fairly Easy	Very Easy
7th	1386	387	83.7	5.3	3.0	3.5	4.5
8th	1552	327	77.8	4.9	5.2	4.3	7.8
9th	1648	216	62.9	6.8	9.8	9.2	11.3
10th	1532	184	56.5	9.2	9.2	9.9	15.3
11th	1351	106	47.4	9.3	11.3	15.0	17.0
12th	1161	129	40.4	9.5	15.5	14.6	20.1
Jr Hi	2938	714	80.6	5.1	4.2	3.9	6.2
Sr Hi	5692	635	52.9	8.6	11.2	11.8	15.5
Total	8630	1349	62.3	7.4	8.8	9.1	12.4

Table 6.176: How easy is it to get inhalants?

Grade Level	N of Valid	N of Miss	Cannot Get	Very Difficult	Fairly Difficult	Fairly Easy	Very Easy
7th	1379	394	77.2	3.2	1.9	3.6	14.1
8th	1543	336	70.6	3.0	3.3	4.5	18.5
9th	1650	214	58.8	4.7	6.6	8.1	21.8
10th	1540	176	54.0	5.7	6.9	7.8	25.6
11th	1349	108	45.7	5.6	7.3	11.8	29.6
12th	1154	136	39.1	6.2	9.7	11.6	33.4
Jr Hi	2922	730	73.7	3.1	2.6	4.1	16.4
Sr Hi	5693	634	50.4	5.5	7.5	9.6	27.0
Total	8615	1364	58.3	4.7	5.8	7.7	23.4

Table 6.177: How easy is it to get hallucinogens?

Grade Level	N of Valid	N of Miss	Cannot Get	Very Difficult	Fairly Difficult	Fairly Easy	Very Easy
7th	1370	403	85.7	5.1	2.7	3.0	3.5
8th	1537	342	80.4	5.4	4.8	3.0	6.4
9th	1649	215	66.0	8.7	9.9	6.9	8.4
10th	1531	185	59.7	10.3	9.9	7.3	12.7
11th	1348	109	50.7	12.0	12.2	11.5	13.6
12th	1149	141	43.4	12.7	16.3	12.2	15.4
Jr Hi	2907	745	82.9	5.3	3.8	3.0	5.0
Sr Hi	5677	650	56.1	10.7	11.7	9.2	12.2
Total	8584	1395	65.2	8.9	9.1	7.1	9.8

Table 6.178: How easy is it to get heroin?

Grade Level	N of Valid	N of Miss	Cannot Get	Very Difficult	Fairly Difficult	Fairly Easy	Very Easy
7th	1376	397	86.1	4.6	2.4	2.8	4.1
8th	1541	338	80.9	5.9	4.3	3.3	5.6
9th	1648	216	67.4	9.6	9.0	5.9	8.0
10th	1526	190	61.9	10.6	9.5	6.4	11.6
11th	1353	104	53.1	13.6	10.6	10.3	12.4
12th	1151	139	46.8	14.6	14.8	9.5	14.3
Jr Hi	2917	735	83.3	5.3	3.4	3.1	4.9
Sr Hi	5678	649	58.4	11.8	10.7	7.8	11.3
Total	8595	1384	66.8	9.6	8.2	6.2	9.1

Table 6.179: How easy is it to get steroids?

Grade Level	N of Valid	N of Miss	Cannot Get	Very Difficult	Fairly Difficult	Fairly Easy	Very Easy
7th	1374	399	85.4	4.8	2.5	2.9	4.4
8th	1532	347	81.4	5.1	4.4	3.1	5.9
9th	1649	215	67.2	8.4	9.2	6.8	8.4
10th	1530	186	60.1	9.1	10.0	7.5	13.3
11th	1351	106	52.2	11.5	12.4	10.3	13.7
12th	1154	136	46.0	12.1	15.5	10.8	15.5
Jr Hi	2906	746	83.3	5.0	3.5	3.0	5.2
Sr Hi	5684	643	57.4	10.1	11.5	8.6	12.4
Total	8590	1389	66.2	8.3	8.8	6.7	10.0

Table 6.180: How easy is it to get ecstasy?

Grade Level	N of Valid	N of Miss	Cannot Get	Very Difficult	Fairly Difficult	Fairly Easy	Very Easy
7th	1365	408	86.5	4.5	2.9	2.4	3.6
8th	1535	344	80.7	5.7	4.4	3.4	5.9
9th	1649	215	66.7	8.7	9.2	7.0	8.3
10th	1532	184	60.3	10.2	10.4	6.9	12.2
11th	1348	109	51.6	11.6	11.6	10.9	14.2
12th	1154	136	43.9	12.5	15.0	11.4	17.2
Jr Hi	2900	752	83.4	5.1	3.7	2.9	4.8
Sr Hi	5683	644	56.8	10.6	11.3	8.8	12.6
Total	8583	1396	65.8	8.7	8.7	6.8	9.9

Table 6.181: How easy is it to get OxyContin?

Grade Level	N of Valid	N of Miss	Cannot Get	Very Difficult	Fairly Difficult	Fairly Easy	Very Easy
7th	1359	414	85.6	4.2	2.9	2.9	4.3
8th	1521	358	81.1	4.8	4.4	4.0	5.7
9th	1637	227	66.1	8.9	8.7	6.7	9.7
10th	1524	192	59.5	10.0	9.2	7.7	13.6
11th	1341	116	49.9	11.0	12.0	11.3	15.8
12th	1152	138	43.3	11.4	14.6	12.4	18.3
Jr Hi	2880	772	83.2	4.5	3.7	3.5	5.0
Sr Hi	5654	673	55.8	10.2	10.8	9.2	13.9
Total	8534	1445	65.1	8.3	8.4	7.3	10.9

6.11 Would Your Parents Disapprove Of You

Table 6.182: Would your parents disapprove of you using tobacco?

Grade Level	N of Valid	N of Miss	Don't Disapprove	Disapprove	Strongly Disapprove	Don't Know
7th	1526	247	6.9	10.4	74.6	8.1
8th	1680	199	7.3	10.7	73.5	8.6
9th	1752	112	9.2	12.8	69.4	8.6
10th	1609	107	8.7	15.7	67.1	8.5
11th	1378	79	12.0	17.6	61.7	8.7
12th	1185	105	14.8	22.4	54.2	8.6
Jr Hi	3206	446	7.1	10.5	74.0	8.3
Sr Hi	5924	403	10.8	16.6	63.9	8.6
Total	9130	849	9.5	14.5	67.5	8.5

Table 6.183: Would your parents disapprove of you using alcohol?

Grade Level	N of Valid	N of Miss	Don't Disapprove	Disapprove	Strongly Disapprove	Don't Know
7th	1529	244	9.7	13.1	68.3	8.8
8th	1680	199	11.4	16.9	61.7	10.1
9th	1760	104	12.6	19.5	57.6	10.3
10th	1602	114	12.9	24.7	54.1	8.4
11th	1373	84	15.7	25.6	49.2	9.5
12th	1192	98	19.2	27.0	44.5	9.2
Jr Hi	3209	443	10.6	15.1	64.8	9.5
Sr Hi	5927	400	14.7	23.8	52.1	9.4
Total	9136	843	13.3	20.8	56.6	9.4

Table 6.184: Would your parents disapprove of you using marijuana?

Grade Level	N of Valid	N of Miss	Don't Disapprove	Disapprove	Strongly Disapprove	Don't Know
7th	1514	259	6.7	7.9	79.5	5.9
8th	1685	194	6.5	7.3	78.2	8.1
9th	1749	115	6.3	8.4	77.2	8.1
10th	1603	113	6.2	10.2	76.5	7.1
11th	1371	86	8.7	12.6	72.3	6.4
12th	1187	103	8.0	13.4	70.3	8.3
Jr Hi	3199	453	6.6	7.6	78.8	7.1
Sr Hi	5910	417	7.2	10.9	74.5	7.5
Total	9109	870	7.0	9.7	76.0	7.3

Table 6.185: Would your parents disapprove of you using other illicit drugs?

Grade Level	N of Valid	N of Miss	Don't Disapprove	Disapprove	Strongly Disapprove	Don't Know
7th	1509	264	6.6	7.7	79.9	5.8
8th	1674	205	5.1	7.0	80.2	7.7
9th	1741	123	4.7	6.9	81.1	7.3
10th	1601	115	4.0	7.1	81.8	7.1
11th	1372	85	5.2	8.8	77.8	8.2
12th	1186	104	4.7	8.9	77.7	8.7
Jr Hi	3183	469	5.8	7.3	80.1	6.8
Sr Hi	5900	427	4.6	7.8	79.8	7.7
Total	9083	896	5.1	7.6	79.9	7.4

Table 6.186: Would your parents disapprove of you fighting with a student?

Grade Level	N of Valid	N of Miss	Don't Disapprove	Disapprove	Strongly Disapprove	Don't Know
7th	1511	262	14.0	21.1	55.1	9.7
8th	1678	201	15.6	26.6	46.2	11.6
9th	1745	119	16.3	25.5	45.5	12.7
10th	1603	113	14.3	28.1	46.9	10.6
11th	1374	83	14.0	30.8	45.6	9.5
12th	1190	100	11.8	28.5	48.7	10.9
Jr Hi	3189	463	14.8	24.0	50.5	10.7
Sr Hi	5912	415	14.4	28.0	46.6	11.0
Total	9101	878	14.5	26.6	47.9	10.9

Table 6.187: Would your parents disapprove of you carrying a weapon to school?

Grade Level	N of Valid	N of Miss	Don't Disapprove	Disapprove	Strongly Disapprove	Don't Know
7th	1509	264	6.4	8.5	79.3	5.7
8th	1681	198	5.0	8.3	79.8	6.9
9th	1743	121	4.6	7.5	80.9	6.9
10th	1589	127	3.9	6.7	82.3	7.0
11th	1374	83	5.5	8.1	79.9	6.6
12th	1181	109	4.6	8.7	79.8	6.9
Jr Hi	3190	462	5.7	8.4	79.6	6.3
Sr Hi	5887	440	4.6	7.7	80.8	6.9
Total	9077	902	5.0	7.9	80.4	6.7

Table 6.188: Would your parents disapprove of you threatening a student?

Grade Level	N of Valid	N of Miss	Don't Disapprove	Disapprove	Strongly Disapprove	Don't Know
7th	1514	259	8.7	14.3	69.2	7.9
8th	1679	200	8.0	18.3	64.4	9.2
9th	1748	116	8.1	17.7	64.5	9.7
10th	1593	123	7.8	18.3	64.7	9.2
11th	1377	80	9.0	20.4	63.0	7.6
12th	1189	101	7.4	19.3	64.4	8.9
Jr Hi	3193	459	8.3	16.4	66.7	8.6
Sr Hi	5907	420	8.1	18.8	64.2	8.9
Total	9100	879	8.2	18.0	65.0	8.8

Table 6.189: Would your parents disapprove of you joining a gang?

Grade Level	N of Valid	N of Miss	Don't Disapprove	Disapprove	Strongly Disapprove	Don't Know
7th	1508	265	7.6	10.3	74.0	8.2
8th	1662	217	5.7	9.9	74.8	9.6
9th	1742	122	5.1	7.7	78.3	8.9
10th	1581	135	3.9	7.1	81.7	7.4
11th	1373	84	5.7	8.2	79.2	6.8
12th	1187	103	4.9	7.2	79.6	8.3
Jr Hi	3170	482	6.6	10.1	74.4	8.9
Sr Hi	5883	444	4.9	7.6	79.7	7.9
Total	9053	926	5.5	8.4	77.9	8.2

6.12 Would Your Friends Disapprove Of You

Table 6.190: Would your friends disapprove of you using tobacco?

Grade Level	N of Valid	N of Miss	Don't Disapprove	Disapprove	Strongly Disapprove	Don't Know
7th	1461	312	17.6	17.6	43.5	21.4
8th	1652	227	24.2	18.1	35.1	22.6
9th	1719	145	32.8	21.5	28.2	17.5
10th	1588	128	35.8	20.2	26.8	17.2
11th	1373	84	41.7	21.3	23.0	14.0
12th	1182	108	48.5	20.1	17.6	13.8
Jr Hi	3113	539	21.1	17.9	39.0	22.0
Sr Hi	5862	465	38.8	20.8	24.5	15.8
Total	8975	1004	32.7	19.8	29.5	18.0

Table 6.191: Would your friends disapprove of you using alcohol?

Grade Level	N of Valid	N of Miss	Don't Disapprove	Disapprove	Strongly Disapprove	Don't Know
7th	1467	306	19.1	18.1	40.9	21.9
8th	1652	227	30.5	16.3	30.5	22.6
9th	1725	139	44.6	17.1	21.0	17.3
10th	1583	133	48.4	15.8	19.3	16.6
11th	1368	89	55.6	15.6	14.8	14.0
12th	1176	114	63.4	12.0	11.0	13.6
Jr Hi	3119	533	25.1	17.2	35.4	22.3
Sr Hi	5852	475	52.0	15.4	17.1	15.6
Total	8971	1008	42.6	16.0	23.4	17.9

Table 6.192: Would your friends disapprove of you using marijuana?

Grade Level	N of Valid	N of Miss	Don't Disapprove	Disapprove	Strongly Disapprove	Don't Know
7th	1464	309	14.1	16.9	49.0	20.1
8th	1648	231	21.3	15.4	41.9	21.4
9th	1714	150	28.6	19.1	35.8	16.5
10th	1580	136	32.6	18.0	33.4	15.9
11th	1366	91	37.0	19.9	29.8	13.3
12th	1180	110	42.8	17.9	24.6	14.7
Jr Hi	3112	540	17.9	16.1	45.2	20.8
Sr Hi	5840	487	34.5	18.8	31.5	15.2
Total	8952	1027	28.8	17.8	36.3	17.2

Table 6.193: Would your friends disapprove of you using other illicit drugs?

Grade Level	N of Valid	N of Miss	Don't Disapprove	Disapprove	Strongly Disapprove	Don't Know
7th	1461	312	12.5	17.0	49.9	20.7
8th	1640	239	16.9	15.8	44.4	22.9
9th	1716	148	20.2	19.5	41.6	18.8
10th	1574	142	20.3	21.3	40.3	18.1
11th	1361	96	23.5	21.0	40.3	15.2
12th	1177	113	23.0	22.5	38.5	16.0
Jr Hi	3101	551	14.8	16.3	47.0	21.9
Sr Hi	5828	499	21.6	21.0	40.3	17.2
Total	8929	1050	19.2	19.4	42.6	18.8

Table 6.194: Would your friends disapprove of you fighting with a student?

Grade Level	N of Valid	N of Miss	Don't Disapprove	Disapprove	Strongly Disapprove	Don't Know
7th	1465	308	28.6	16.9	32.9	21.6
8th	1644	235	37.5	14.5	23.5	24.5
9th	1722	142	44.2	16.7	20.6	18.5
10th	1580	136	43.5	17.5	20.3	18.7
11th	1372	85	43.8	20.5	19.8	16.0
12th	1182	108	42.3	20.1	19.0	18.6
Jr Hi	3109	543	33.3	15.6	27.9	23.2
Sr Hi	5856	471	43.5	18.5	20.0	18.0
Total	8965	1014	40.0	17.5	22.7	19.8

Table 6.195: Would your friends disapprove of you carrying a weapon to school?

Grade Level	N of Valid	N of Miss	Don't Disapprove	Disapprove	Strongly Disapprove	Don't Know
7th	1465	308	12.4	17.6	49.2	20.8
8th	1648	231	16.6	16.9	43.8	22.6
9th	1721	143	18.8	19.8	44.1	17.4
10th	1571	145	17.1	20.5	43.8	18.6
11th	1364	93	17.8	21.1	45.2	15.9
12th	1177	113	16.7	21.8	44.3	17.2
Jr Hi	3113	539	14.6	17.3	46.4	21.7
Sr Hi	5833	494	17.7	20.7	44.3	17.3
Total	8946	1033	16.6	19.5	45.0	18.9

Table 6.196: Would your friends disapprove of you threatening a student?

Grade Level	N of Valid	N of Miss	Don't Disapprove	Disapprove	Strongly Disapprove	Don't Know
7th	1458	315	19.9	17.9	40.5	21.7
8th	1640	239	27.8	16.6	31.1	24.5
9th	1721	143	33.4	19.5	27.8	19.3
10th	1570	146	32.9	19.2	27.5	20.4
11th	1362	95	32.2	21.6	28.8	17.5
12th	1176	114	31.6	20.3	29.1	19.0
Jr Hi	3098	554	24.1	17.2	35.5	23.2
Sr Hi	5829	498	32.6	20.1	28.2	19.1
Total	8927	1052	29.6	19.1	30.7	20.5

Table 6.197: Would your friends disapprove of you joining a gang?

Grade Level	N of Valid	N of Miss	Don't Disapprove	Disapprove	Strongly Disapprove	Don't Know
7th	1441	332	16.4	16.0	45.5	22.1
8th	1632	247	18.7	16.1	40.8	24.4
9th	1713	151	20.0	17.0	42.3	20.7
10th	1560	156	16.8	18.9	44.3	20.0
11th	1361	96	17.6	18.8	46.6	17.0
12th	1174	116	14.5	19.1	48.6	17.9
Jr Hi	3073	579	17.6	16.0	43.0	23.3
Sr Hi	5808	519	17.5	18.4	45.1	19.1
Total	8881	1098	17.5	17.6	44.4	20.5

6.13 Frequency of Use

Table 6.198: Frequency of Use – Cigarettes?

Grade Level	N of Valid	N of Miss	Daily	Weekly	Monthly	Annual
7th	1687	86	2.1	4.0	6.0	11.7
8th	1820	59	6.3	9.7	12.3	20.5
9th	1838	26	8.4	13.9	17.6	27.1
10th	1693	23	12.9	17.5	21.1	31.3
11th	1435	22	14.3	21.0	25.4	35.3
12th	1262	28	19.3	26.0	30.3	40.6
Jr Hi	3507	145	4.3	7.0	9.3	16.3
Sr Hi	6228	99	13.2	19.0	22.9	32.9
Total	9735	244	10.0	14.6	18.0	26.9

Table 6.199: Frequency of Use – Smokeless Tobacco?

Grade Level	N of Valid	N of Miss	Daily	Weekly	Monthly	Annual
7th	1694	79	0.9	1.5	2.1	4.1
8th	1811	68	2.0	3.4	4.4	6.8
9th	1840	24	2.8	5.3	6.8	11.0
10th	1693	23	4.3	6.8	9.7	15.5
11th	1437	20	5.1	7.2	9.0	14.8
12th	1266	24	6.0	9.7	12.0	18.4
Jr Hi	3505	147	1.5	2.5	3.3	5.5
Sr Hi	6236	91	4.4	7.0	9.2	14.6
Total	9741	238	3.4	5.4	7.0	11.3

Table 6.200: Frequency of Use – Cigars?

Grade Level	N of Valid	N of Miss	Daily	Weekly	Monthly	Annual
7th	1693	80	0.6	1.5	2.3	5.8
8th	1819	60	1.9	3.4	5.2	9.8
9th	1836	28	1.7	4.3	8.2	16.8
10th	1691	25	1.9	5.6	10.7	19.0
11th	1431	26	2.4	6.8	12.6	24.6
12th	1261	29	2.9	7.8	14.8	28.8
Jr Hi	3512	140	1.3	2.4	3.8	7.9
Sr Hi	6219	108	2.2	5.9	11.2	21.6
Total	9731	248	1.8	4.7	8.5	16.7

Table 6.201: Frequency of Use – Beer?

Grade Level	N of Valid	N of Miss	Daily	Weekly	Monthly	Annual
7th	1693	80	0.5	2.4	5.6	17.6
8th	1818	61	1.8	6.1	12.2	30.4
9th	1837	27	2.1	9.8	20.0	40.9
10th	1691	25	2.4	13.5	27.9	50.5
11th	1428	29	3.0	16.9	31.4	55.2
12th	1257	33	3.5	21.5	39.9	60.9
Jr Hi	3511	141	1.2	4.3	9.0	24.2
Sr Hi	6213	114	2.7	14.8	28.8	50.9
Total	9724	255	2.1	11.0	21.7	41.2

Table 6.202: Frequency of Use – Wine Coolers?

Grade Level	N of Valid	N of Miss	Daily	Weekly	Monthly	Annual
7th	1682	91	0.9	2.1	5.5	18.5
8th	1819	60	1.8	5.3	10.4	31.1
9th	1837	27	1.6	6.6	14.6	37.7
10th	1690	26	1.7	8.4	19.8	45.5
11th	1429	28	2.1	7.8	19.2	44.2
12th	1251	39	2.2	9.0	20.5	44.8
Jr Hi	3501	151	1.3	3.8	8.1	25.0
Sr Hi	6207	120	1.9	7.8	18.3	42.8
Total	9708	271	1.7	6.4	14.6	36.4

Table 6.203: Frequency of Use – Liquor?

Grade Level	N of Valid	N of Miss	Daily	Weekly	Monthly	Annual
7th	1690	83	0.8	1.9	4.3	11.2
8th	1811	68	1.7	5.4	10.4	23.4
9th	1842	22	1.9	8.8	18.6	36.4
10th	1691	25	2.4	12.5	25.8	47.6
11th	1425	32	3.0	14.4	29.8	53.3
12th	1256	34	3.0	18.0	38.2	60.6
Jr Hi	3501	151	1.3	3.7	7.5	17.5
Sr Hi	6214	113	2.5	12.9	27.1	48.2
Total	9715	264	2.1	9.6	20.0	37.1

Table 6.204: Frequency of Use – Marijuana?

Grade Level	N of Valid	N of Miss	Daily	Weekly	Monthly	Annual
7th	1691	82	1.0	2.4	3.7	6.3
8th	1815	64	3.5	6.3	8.7	13.6
9th	1834	30	4.5	9.5	13.2	21.2
10th	1693	23	6.7	13.6	18.7	28.8
11th	1426	31	8.2	16.8	21.5	33.1
12th	1253	37	9.1	17.6	25.1	38.2
Jr Hi	3506	146	2.3	4.4	6.3	10.1
Sr Hi	6206	121	6.9	13.9	19.0	29.4
Total	9712	267	5.2	10.5	14.4	22.4

Table 6.205: Frequency of Use – Cocaine?

Grade Level	N of Valid	N of Miss	Daily	Weekly	Monthly	Annual
7th	1689	84	0.5	0.8	1.1	1.8
8th	1812	67	1.2	1.9	2.5	3.4
9th	1832	32	1.3	2.0	2.8	4.3
10th	1690	26	1.5	3.0	4.3	6.4
11th	1431	26	2.0	3.8	5.5	8.7
12th	1255	35	2.3	3.6	5.7	9.8
Jr Hi	3501	151	0.9	1.3	1.8	2.6
Sr Hi	6208	119	1.7	3.0	4.4	7.0
Total	9709	270	1.4	2.4	3.5	5.4

Table 6.206: Frequency of Use – Uppers?

Grade Level	N of Valid	N of Miss	Daily	Weekly	Monthly	Annual
7th	1683	90	0.5	0.8	1.0	1.7
8th	1811	68	1.3	1.8	2.3	3.9
9th	1832	32	1.4	2.1	3.2	5.1
10th	1686	30	1.5	2.7	4.3	7.2
11th	1429	28	2.0	3.4	5.9	8.8
12th	1257	33	2.6	3.5	5.3	9.1
Jr Hi	3494	158	0.9	1.3	1.7	2.8
Sr Hi	6204	123	1.8	2.9	4.6	7.3
Total	9698	281	1.5	2.3	3.5	5.7

Table 6.207: Frequency of Use – Downers?

Grade Level	N of Valid	N of Miss	Daily	Weekly	Monthly	Annual
7th	1678	95	0.5	1.0	1.5	2.1
8th	1804	75	1.4	2.2	2.9	4.8
9th	1838	26	1.4	2.3	3.5	6.1
10th	1679	37	1.8	3.6	5.8	8.4
11th	1428	29	2.3	4.5	7.3	10.4
12th	1256	34	2.5	4.5	7.6	11.4
Jr Hi	3482	170	0.9	1.6	2.2	3.5
Sr Hi	6201	126	1.9	3.6	5.8	8.8
Total	9683	296	1.6	2.9	4.5	6.9

Table 6.208: Frequency of Use – Inhalants?

Grade Level	N of Valid	N of Miss	Daily	Weekly	Monthly	Annual
7th	1669	104	0.5	1.1	2.0	4.8
8th	1806	73	1.1	1.8	3.3	5.8
9th	1835	29	1.2	2.5	3.3	6.4
10th	1680	36	1.4	2.3	3.3	5.5
11th	1427	30	2.0	2.9	3.9	6.2
12th	1254	36	2.2	2.5	3.8	6.0
Jr Hi	3475	177	0.8	1.5	2.7	5.3
Sr Hi	6196	131	1.6	2.5	3.6	6.0
Total	9671	308	1.3	2.2	3.2	5.8

Table 6.209: Frequency of Use – Hallucinogens?

Grade Level	N of Valid	N of Miss	Daily	Weekly	Monthly	Annual
7th	1660	113	0.3	0.5	0.6	1.3
8th	1801	78	1.1	1.6	2.2	3.1
9th	1832	32	1.0	1.5	2.2	3.8
10th	1689	27	1.4	2.2	3.9	5.9
11th	1432	25	1.8	3.0	4.7	7.8
12th	1254	36	2.2	2.8	4.7	8.9
Jr Hi	3461	191	0.7	1.0	1.4	2.2
Sr Hi	6207	120	1.5	2.3	3.8	6.3
Total	9668	311	1.3	1.9	2.9	4.8

Table 6.210: Frequency of Use – Heroin?

Grade Level	N of Valid	N of Miss	Daily	Weekly	Monthly	Annual
7th	1673	100	0.4	0.6	0.7	1.4
8th	1802	77	1.1	1.4	1.7	2.6
9th	1835	29	1.3	1.4	1.7	2.6
10th	1685	31	1.4	2.2	2.8	4.1
11th	1432	25	1.7	2.4	3.6	4.9
12th	1255	35	2.0	2.8	3.6	4.6
Jr Hi	3475	177	0.8	1.0	1.2	2.0
Sr Hi	6207	120	1.6	2.1	2.8	3.9
Total	9682	297	1.3	1.7	2.2	3.2

Table 6.211: Frequency of Use – Steroids?

Grade Level	N of Valid	N of Miss	Daily	Weekly	Monthly	Annual
7th	1674	99	0.5	0.8	1.1	1.7
8th	1799	80	1.1	1.4	1.5	2.3
9th	1834	30	1.1	1.7	2.0	2.8
10th	1682	34	1.5	2.1	2.9	3.8
11th	1431	26	2.0	2.9	3.3	4.4
12th	1254	36	2.3	3.0	3.7	4.5
Jr Hi	3473	179	0.8	1.1	1.3	2.0
Sr Hi	6201	126	1.7	2.4	2.9	3.8
Total	9674	305	1.4	1.9	2.3	3.2

Table 6.212: Frequency of Use – Ecstasy?

Grade Level	N of Valid	N of Miss	Daily	Weekly	Monthly	Annual
7th	1661	112	0.5	0.8	1.0	1.8
8th	1797	82	1.2	1.7	2.2	3.5
9th	1832	32	1.1	1.5	2.3	3.7
10th	1687	29	1.5	2.5	3.1	5.2
11th	1424	33	2.0	2.8	4.2	6.4
12th	1254	36	2.2	2.9	3.7	6.4
Jr Hi	3458	194	0.9	1.3	1.6	2.7
Sr Hi	6197	130	1.6	2.4	3.2	5.3
Total	9655	324	1.4	2.0	2.7	4.4

Table 6.213: Frequency of Use – OxyContin?

Grade Level	N of Valid	N of Miss	Daily	Weekly	Monthly	Annual
7th	1655	118	0.4	0.7	0.9	1.7
8th	1785	94	1.1	1.5	2.2	3.5
9th	1824	40	1.2	1.6	2.3	4.3
10th	1680	36	1.6	2.6	3.7	7.0
11th	1425	32	2.0	2.9	4.2	7.6
12th	1241	49	2.4	3.3	5.0	8.3
Jr Hi	3440	212	0.8	1.1	1.6	2.6
Sr Hi	6170	157	1.8	2.5	3.7	6.6
Total	9610	369	1.4	2.0	2.9	5.2

Table 6.214: Frequency of Use – Any Tobacco?

Grade Level	N of Valid	N of Miss	Daily	Weekly	Monthly	Annual
7th	1708	65	2.8	4.7	6.9	14.1
8th	1834	45	7.2	11.2	14.3	23.2
9th	1849	15	10.0	17.3	21.0	33.5
10th	1704	12	15.0	20.6	25.5	37.1
11th	1439	18	16.8	24.3	29.6	43.5
12th	1272	18	22.7	30.7	35.9	48.7
Jr Hi	3542	110	5.1	8.0	10.7	18.8
Sr Hi	6264	63	15.5	22.5	27.2	39.9
Total	9806	173	11.7	17.3	21.3	32.3

Table 6.215: Frequency of Use – Any Alcohol?

Grade Level	N of Valid	N of Miss	Daily	Weekly	Monthly	Annual
7th	1705	68	1.3	3.5	7.8	25.9
8th	1831	48	2.2	8.0	15.8	41.9
9th	1849	15	2.5	12.0	23.4	52.2
10th	1700	16	3.1	16.8	32.6	62.1
11th	1437	20	3.6	19.5	36.7	66.8
12th	1265	25	4.1	24.8	44.9	71.5
Jr Hi	3536	116	1.8	5.8	11.9	34.2
Sr Hi	6251	76	3.2	17.6	33.3	62.2
Total	9787	192	2.7	13.4	25.6	52.1

Table 6.216: Frequency of Use – Any Illicit Drugs?

Grade Level	N of Valid	N of Miss	Daily	Weekly	Monthly	Annual
7th	1708	65	1.8	3.9	5.6	10.6
8th	1828	51	4.5	7.9	10.8	16.7
9th	1848	16	5.6	11.4	15.5	25.2
10th	1702	14	8.1	15.4	20.5	31.4
11th	1440	17	9.8	18.2	23.1	35.1
12th	1267	23	10.8	19.6	27.0	39.7
Jr Hi	3536	116	3.2	6.0	8.3	13.8
Sr Hi	6257	70	8.3	15.7	20.9	32.1
Total	9793	186	6.5	12.2	16.4	25.5