

PRIDE Questionnaire Report for Grades 6 thru 12

sponsored by:

**The Coalition for a Drug-Free Greater Cincinnati
2005-2006 County Reports / Brown County**

Brown County, OH

March 1, 2006

Contents

- 1 Introduction** **1**

 - 1.1 Drug Use Summary 3
 - 1.2 Cigarette Use 3
 - 1.3 Beer Use 3
 - 1.4 Marijuana Use 4
 - 1.5 Cocaine Use 4
 - 1.6 Hallucinogen Use 5

- 2 Standard Graphics** **6**

 - 2.1 Frequency of Use - Annually 7
 - 2.2 Frequency of Use - Monthly 13
 - 2.3 Where Do You Use 19
 - 2.4 When Do You Use 28
 - 2.5 Harmfulness to Health 37
 - 2.6 Availability 46
 - 2.7 Friends Use 55

- 3 Advanced Graphics** **59**

 - 3.1 Effect of Use By Students Who Use Drugs 60
 - 3.2 Frequency of Use by Sex 65
 - 3.3 Illicit Drug Use by Risk & Protective Factors 74

- 4 Summary Statistics** **90**

 - 4.1 Guns 91
 - 4.2 Gangs 92
 - 4.3 Suicide 93
 - 4.4 Threatening Behaviors 94
 - 4.5 Trouble With The Police 95
 - 4.6 Personal Safety 96
 - 4.7 Risk and Protective Factors 97

 - 4.7.1 Community - Risk Factors 97
 - 4.7.2 Community - Protective Factors 98
 - 4.7.3 School - Risk Factors 98
 - 4.7.4 School - Protective Factors 99
 - 4.7.5 Family - Risk Factors 99
 - 4.7.6 Family - Protective Factors 99
 - 4.7.7 Individual - Risk Factors 100

| | |
|--|------------|
| 4.7.8 Individual - Protective Factors | 101 |
| 5 Drug-Free Communities Support Program | 102 |
| 5.1 Monthly Use | 103 |
| 5.2 Perception of Risk | 104 |
| 5.3 Perception of Disapproval | 105 |
| 5.4 Age of First Use | 107 |
| 5.5 Availability | 108 |
| 6 Percentage Tables | 112 |
| 6.1 Personal & Family Information | 113 |
| 6.2 Student Characteristics | 116 |
| 6.3 Harmful To Health | 129 |
| 6.4 Within The Past Year How Often Have You Used | 135 |
| 6.5 At What Age Did You First | 142 |
| 6.6 Where Do You Use | 148 |
| 6.7 When Do You Use | 155 |
| 6.8 While At School Have You | 162 |
| 6.9 What Effect Do You Most Often Get When You Use | 167 |
| 6.10 How Easy Is It To Get | 173 |
| 6.11 Would Your Parents Disapprove Of You | 179 |
| 6.12 Would Your Friends Disapprove Of You | 182 |
| 6.13 Frequency of Use | 185 |

List of Tables

- 5.1 Monthly Use of Alcohol 103
- 5.2 Monthly Use of Tobacco 103
- 5.3 Monthly Use of Marijuana 103
- 5.4 Perception of Risk of Alcohol 104
- 5.5 Perception of Risk of Tobacco 104
- 5.6 Perception of Risk of Marijuana 104
- 5.7 Perception of Parents Disapproval of Tobacco 105
- 5.8 Perception of Parents Disapproval of Alcohol 105
- 5.9 Perception of Parents Disapproval of Marijuana 105
- 5.10 Perception of Friends Disapproval of Tobacco 106
- 5.11 Perception of Friends Disapproval of Alcohol 106
- 5.12 Perception of Friends Disapproval of Marijuana 106
- 5.13 When did you first use any alcohol? 107
- 5.14 When did you first use any tobacco? 107
- 5.15 When did you first use marijuana? 107
- 5.16 Availability of Alcohol 108
- 5.17 Availability of Tobacco 108
- 5.18 Availability of Marijuana 108
- 5.19 Outcomes Measures by Grade 109
- 5.20 Outcomes Measures by Gender 110
- 5.21 Outcomes Measures by Race 111

- 6.1 Ethnic Origin 113
- 6.2 Sex 113
- 6.3 Age 113
- 6.4 Do you live with: 114
- 6.5 Do you have a job? 114
- 6.6 Does your father have a job? 114
- 6.7 Does your mother have a job? 115
- 6.8 What is the educational level of your father? 115
- 6.9 What is the educational level of your mother? 115
- 6.10 Do you make good grades? 116
- 6.11 Do you get into trouble at school? 116
- 6.12 Do you take part in school sports teams? 116
- 6.13 Do you take part in school activities such as band, clubs, etc? 117
- 6.14 Do you take part in community activities such as scouts, rec. teams, youth clubs, etc? 117
- 6.15 Do you attend church, synagogue, etc.? 117

| | | |
|------|--|-----|
| 6.16 | Have you threatened to harm a teacher? | 118 |
| 6.17 | Have you threatened to harm one or both of your parents, guardians, etc.? | 118 |
| 6.18 | Do your parents talk with you about the problems of alcohol/drugs? | 118 |
| 6.19 | Do your friends talk with you about the problems of alcohol/drugs? | 119 |
| 6.20 | Do your friends use tobacco? | 119 |
| 6.21 | Do your friends use alcohol? | 119 |
| 6.22 | Do your friends use drugs? | 120 |
| 6.23 | Does your school set clear rules on using drugs at school? | 120 |
| 6.24 | Does your school punish you when you break the rules? | 120 |
| 6.25 | Do your parents set clear rules for you? | 121 |
| 6.26 | Do your parents punish you when you break the rules? | 121 |
| 6.27 | Have you been in trouble with the police? | 121 |
| 6.28 | Do you take part in gang activities? | 122 |
| 6.29 | Have you thought about committing suicide? | 122 |
| 6.30 | Do your teachers talk with you about the dangers of alcohol/drugs? | 122 |
| 6.31 | While NOT at school have you carried a gun for protection or as a weapon? | 123 |
| 6.32 | In the past 3 months, have you been at a party where alcohol was available? | 123 |
| 6.33 | In the past 3 months, have you been at a party where marijuana or other illicit drugs were available? | 123 |
| 6.34 | Have you been caught using alcohol/drugs? | 124 |
| 6.35 | Have you been punished when caught using alcohol/drugs? | 124 |
| 6.36 | When was the last time your parents talked to you about alcohol and other drugs? | 124 |
| 6.37 | In the past 3 months, how often have you seen anti-drug commercials on TV or heard them on radio? | 125 |
| 6.38 | Do you think these commercials have made you less likely to use drugs? | 125 |
| 6.39 | Do you think these commercials have overstated the risks of drug use? | 125 |
| 6.40 | Where are you living now? | 126 |
| 6.41 | How many days have you been absent from school this year? | 126 |
| 6.42 | From where do you get alcohol? | 126 |
| 6.43 | From where do you get tobacco? | 127 |
| 6.44 | From where do you get marijuana? | 127 |
| 6.45 | Does your school have a drug screening program? | 127 |
| 6.46 | Does your school's drug screening program include all students? | 128 |
| 6.47 | Have you been screened for drugs at school? | 128 |
| 6.48 | Do you feel that using cigarettes is harmful to your health? | 129 |
| 6.49 | Do you feel that using smokeless tobacco is harmful to your health? | 129 |
| 6.50 | Do you feel that using cigars is harmful to your health? | 129 |
| 6.51 | Do you feel that using beer is harmful to your health? | 130 |
| 6.52 | Do you feel that using wine coolers is harmful to your health? | 130 |
| 6.53 | Do you feel that using liquor is harmful to your health? | 130 |
| 6.54 | Do you feel that using marijuana is harmful to your health? | 131 |
| 6.55 | Do you feel that using cocaine is harmful to your health? | 131 |
| 6.56 | Do you feel that using uppers is harmful to your health? | 131 |
| 6.57 | Do you feel that using downers is harmful to your health? | 132 |
| 6.58 | Do you feel that using inhalants is harmful to your health? | 132 |
| 6.59 | Do you feel that using hallucinogens is harmful to your health? | 132 |
| 6.60 | Do you feel that using heroin is harmful to your health? | 133 |

| | |
|--|-----|
| 6.61 Do you feel that using steroids is harmful to your health? | 133 |
| 6.62 Do you feel that using ecstasy is harmful to your health? | 133 |
| 6.63 Do you feel that using OxyContin is harmful to your health? | 134 |
| 6.64 Within the past year how often have you smoked cigarettes? | 135 |
| 6.65 Within the past year how often have you used smokeless tobacco? | 135 |
| 6.66 Within the past year how often have you smoked cigars? | 135 |
| 6.67 Within the past year how often have you drunk beer? | 136 |
| 6.68 Within the past year how often have you drunk wine coolers? | 136 |
| 6.69 Within the past year how often have you drunk liquor? | 136 |
| 6.70 Within the past year how often have you smoked marijuana? | 137 |
| 6.71 Within the past year how often have you used cocaine? | 137 |
| 6.72 Within the past year how often have you used uppers? | 137 |
| 6.73 Within the past year how often have you used downers? | 138 |
| 6.74 Within the past year how often have you used inhalants? | 138 |
| 6.75 Within the past year how often have you used hallucinogens? | 138 |
| 6.76 Within the past year how often have you used heroin? | 139 |
| 6.77 Within the past year how often have you used steroids? | 139 |
| 6.78 Within the past year how often have you used ecstasy? | 139 |
| 6.79 Within the past year how often have you used OxyContin? | 140 |
| 6.80 Within the past year how often have you used any tobacco? | 140 |
| 6.81 Within the past year how often have you drunk any alcohol? | 140 |
| 6.82 Within the past year how often have you used any illicit drugs? | 141 |
| 6.83 At what age did you first smoke cigarettes? | 142 |
| 6.84 At what age did you first use smokeless tobacco? | 142 |
| 6.85 At what age did you first smoke cigars? | 142 |
| 6.86 At what age did you first drink beer? | 143 |
| 6.87 At what age did you first drink wine coolers? | 143 |
| 6.88 At what age did you first drink liquor? | 143 |
| 6.89 At what age did you first smoke marijuana? | 144 |
| 6.90 At what age did you first use cocaine? | 144 |
| 6.91 At what age did you first use uppers? | 144 |
| 6.92 At what age did you first use downers? | 145 |
| 6.93 At what age did you first use inhalants? | 145 |
| 6.94 At what age did you first use hallucinogens? | 145 |
| 6.95 At what age did you first use heroin? | 146 |
| 6.96 At what age did you first use steroids? | 146 |
| 6.97 At what age did you first use ecstasy? | 146 |
| 6.98 At what age did you first use OxyContin? | 147 |
| 6.99 Where do you smoke cigarettes? | 148 |
| 6.100Where do you use smokeless tobacco? | 148 |
| 6.101Where do you smoke cigars? | 148 |
| 6.102Where do you drink beer? | 149 |
| 6.103Where do you drink wine coolers? | 149 |
| 6.104Where do you drink liquor? | 149 |
| 6.105Where do you smoke marijuana? | 150 |
| 6.106Where do you use cocaine? | 150 |
| 6.107Where do you use uppers? | 150 |

| | | |
|-------|--|-----|
| 6.108 | Where do you use downers? | 151 |
| 6.109 | Where do you use inhalants? | 151 |
| 6.110 | Where do you use hallucinogens? | 151 |
| 6.111 | Where do you use heroin? | 152 |
| 6.112 | Where do you use steroids? | 152 |
| 6.113 | Where do you use ecstasy? | 152 |
| 6.114 | Where do you use OxyContin? | 153 |
| 6.115 | Where do you use any tobacco? | 153 |
| 6.116 | Where do you use any alcohol? | 153 |
| 6.117 | Where do you use any illicit drugs? | 154 |
| 6.118 | When do you smoke cigarettes? | 155 |
| 6.119 | When do you use smokeless tobacco? | 155 |
| 6.120 | When do you smoke cigars? | 155 |
| 6.121 | When do you drink beer? | 156 |
| 6.122 | When do you drink wine coolers? | 156 |
| 6.123 | When do you drink liquor? | 156 |
| 6.124 | When do you smoke marijuana? | 157 |
| 6.125 | When do you use cocaine? | 157 |
| 6.126 | When do you use uppers? | 157 |
| 6.127 | When do you use downers? | 158 |
| 6.128 | When do you use inhalants? | 158 |
| 6.129 | When do you use hallucinogens? | 158 |
| 6.130 | When do you use heroin? | 159 |
| 6.131 | When do you use steroids? | 159 |
| 6.132 | When do you use ecstasy? | 159 |
| 6.133 | When do you use OxyContin? | 160 |
| 6.134 | When do you use any tobacco? | 160 |
| 6.135 | When do you use any alcohol? | 160 |
| 6.136 | When do you use any illicit drugs? | 161 |
| 6.137 | While at school have you carried a gun? | 162 |
| 6.138 | While at school have you carried a knife, club or other weapon? | 162 |
| 6.139 | While at school have you threatened a student with a gun, knife or club? | 162 |
| 6.140 | While at school have you threatened to hurt a student by hitting, slapping or kicking? | 163 |
| 6.141 | While at school have you hurt a student by using a gun, knife or club? | 163 |
| 6.142 | While at school have you hurt a student by hitting, slapping or kicking? | 163 |
| 6.143 | While at school have you been threatened with a gun, knife or club, by a student? | 164 |
| 6.144 | While at school have you had a student threaten to hit, slap or kick you? | 164 |
| 6.145 | While at school have you been afraid a student may hurt you? | 164 |
| 6.146 | While at school have you been hurt by a student using a gun, knife or club? | 165 |
| 6.147 | While at school have you been hurt by a student who hit, slapped or kicked you? | 165 |
| 6.148 | While at school have you been helped by a School Resource Officer? | 165 |
| 6.149 | While at school have you been in trouble with a School Resource Officer? | 166 |
| 6.150 | What effect do you most often get when you smoke cigarettes? | 167 |
| 6.151 | What effect do you most often get when you use smokeless tobacco? | 167 |
| 6.152 | What effect do you most often get when you smoke cigars? | 167 |
| 6.153 | What effect do you most often get when you drink beer? | 168 |
| 6.154 | What effect do you most often get when you drink wine coolers? | 168 |

| | | |
|-------|---|-----|
| 6.155 | What effect do you most often get when you drink liquor? | 168 |
| 6.156 | What effect do you most often get when you smoke marijuana? | 169 |
| 6.157 | What effect do you most often get when you use cocaine? | 169 |
| 6.158 | What effect do you most often get when you use uppers? | 169 |
| 6.159 | What effect do you most often get when you use downers? | 170 |
| 6.160 | What effect do you most often get when you use inhalants? | 170 |
| 6.161 | What effect do you most often get when you use hallucinogens? | 170 |
| 6.162 | What effect do you most often get when you use heroin? | 171 |
| 6.163 | What effect do you most often get when you use steroids? | 171 |
| 6.164 | What effect do you most often get when you use ecstasy? | 171 |
| 6.165 | What effect do you most often get when you use OxyContin? | 172 |
| 6.166 | How easy is it to get cigarettes? | 173 |
| 6.167 | How easy is it to get smokeless tobacco? | 173 |
| 6.168 | How easy is it to get cigars? | 173 |
| 6.169 | How easy is it to get beer? | 174 |
| 6.170 | How easy is it to get wine coolers? | 174 |
| 6.171 | How easy is it to get liquor? | 174 |
| 6.172 | How easy is it to get marijuana? | 175 |
| 6.173 | How easy is it to get cocaine? | 175 |
| 6.174 | How easy is it to get uppers? | 175 |
| 6.175 | How easy is it to get downers? | 176 |
| 6.176 | How easy is it to get inhalants? | 176 |
| 6.177 | How easy is it to get hallucinogens? | 176 |
| 6.178 | How easy is it to get heroin? | 177 |
| 6.179 | How easy is it to get steroids? | 177 |
| 6.180 | How easy is it to get ecstasy? | 177 |
| 6.181 | How easy is it to get OxyContin? | 178 |
| 6.182 | Would your parents disapprove of you using tobacco? | 179 |
| 6.183 | Would your parents disapprove of you using alcohol? | 179 |
| 6.184 | Would your parents disapprove of you using marijuana? | 179 |
| 6.185 | Would your parents disapprove of you using other illicit drugs? | 180 |
| 6.186 | Would your parents disapprove of you fighting with a student? | 180 |
| 6.187 | Would your parents disapprove of you carrying a weapon to school? | 180 |
| 6.188 | Would your parents disapprove of you threatening a student? | 181 |
| 6.189 | Would your parents disapprove of you joining a gang? | 181 |
| 6.190 | Would your friends disapprove of you using tobacco? | 182 |
| 6.191 | Would your friends disapprove of you using alcohol? | 182 |
| 6.192 | Would your friends disapprove of you using marijuana? | 182 |
| 6.193 | Would your friends disapprove of you using other illicit drugs? | 183 |
| 6.194 | Would your friends disapprove of you fighting with a student? | 183 |
| 6.195 | Would your friends disapprove of you carrying a weapon to school? | 183 |
| 6.196 | Would your friends disapprove of you threatening a student? | 184 |
| 6.197 | Would your friends disapprove of you joining a gang? | 184 |
| 6.198 | Frequency of Use – Cigarettes? | 185 |
| 6.199 | Frequency of Use – Smokeless Tobacco? | 185 |
| 6.200 | Frequency of Use – Cigars? | 185 |
| 6.201 | Frequency of Use – Beer? | 186 |

| | | |
|-------|---------------------------------------|-----|
| 6.202 | Frequency of Use – Wine Coolers? | 186 |
| 6.203 | Frequency of Use – Liquor? | 186 |
| 6.204 | Frequency of Use – Marijuana? | 187 |
| 6.205 | Frequency of Use – Cocaine? | 187 |
| 6.206 | Frequency of Use – Uppers? | 187 |
| 6.207 | Frequency of Use – Downers? | 188 |
| 6.208 | Frequency of Use – Inhalants? | 188 |
| 6.209 | Frequency of Use – Hallucinogens? | 188 |
| 6.210 | Frequency of Use – Heroin? | 189 |
| 6.211 | Frequency of Use – Steroids? | 189 |
| 6.212 | Frequency of Use – Ecstasy? | 189 |
| 6.213 | Frequency of Use – OxyContin? | 190 |
| 6.214 | Frequency of Use – Any Tobacco? | 190 |
| 6.215 | Frequency of Use – Any Alcohol? | 190 |
| 6.216 | Frequency of Use – Any Illicit Drugs? | 191 |

List of Figures

- 2.1 % Students Who Use Cigarettes, Smokeless Tobacco & Cigars Annually 8
- 2.2 % Students Who Use Beer, Wine Coolers, Liquor & Marijuana Annually 9
- 2.3 % Students Who Use Cocaine, Uppers, Downers & Inhalants Annually 10
- 2.4 % Students Who Use Hallucinogens, Heroin & Steroids Annually 11
- 2.5 % Students Who Use Ecstasy & OxyContin Annually 12
- 2.6 % Students Who Use Cigarettes, Smokeless Tobacco & Cigars Monthly 14
- 2.7 % Students Who Use Beer, Wine Coolers, Liquor & Marijuana Monthly 15
- 2.8 % Students Who Use Cocaine, Uppers, Downers & Inhalants Monthly 16
- 2.9 % Students Who Use Hallucinogens, Heroin & Steroids Monthly 17
- 2.10 % Students Who Use Ecstasy & OxyContin Monthly 18
- 2.11 Where Do You Use Beer 20
- 2.12 Where Do You Use Liquor 21
- 2.13 Where Do You Use Marijuana 22
- 2.14 Where Do You Use Cocaine 23
- 2.15 Where Do You Use Inhalants 24
- 2.16 Where Do You Use Hallucinogens 25
- 2.17 Where Do You Use Ecstasy 26
- 2.18 Where Do You Use OxyContin 27
- 2.19 When Do You Use Beer 29
- 2.20 When Do You Use Liquor 30
- 2.21 When Do You Use Marijuana 31
- 2.22 When Do You Use Cocaine 32
- 2.23 When Do You Use Inhalants 33
- 2.24 When Do You Use Hallucinogens 34
- 2.25 When Do You Use Ecstasy 35
- 2.26 When Do You Use OxyContin 36
- 2.27 Is It Harmful To Use Beer 38
- 2.28 Is It Harmful To Use Liquor 39
- 2.29 Is It Harmful To Use Marijuana 40
- 2.30 Is It Harmful To Use Cocaine 41
- 2.31 Is It Harmful To Use Inhalants 42
- 2.32 Is It Harmful To Use Hallucinogens 43
- 2.33 Is It Harmful To Use Ecstasy 44
- 2.34 Is It Harmful To Use OxyContin 45
- 2.35 How Easy Is It To Get Beer 47
- 2.36 How Easy Is It To Get Liquor 48
- 2.37 How Easy Is It To Get Marijuana 49

| | | |
|------|---|----|
| 2.38 | How Easy Is It To Get Cocaine | 50 |
| 2.39 | How Easy Is It To Get Inhalants | 51 |
| 2.40 | How Easy Is It To Get Hallucinogens | 52 |
| 2.41 | How Easy Is It To Get Ecstasy | 53 |
| 2.42 | How Easy Is It To Get OxyContin | 54 |
| 2.43 | Friend's Use of Tobacco | 56 |
| 2.44 | Friend's Use of Alcohol | 57 |
| 2.45 | Friend's Use of Illicit Drugs | 58 |
| 3.1 | % Students Who Get Very High or Bombed When Using Beer, Wine Coolers or Liquor | 61 |
| 3.2 | % Students Who Get Very High or Bombed When Using Marijuana, Cocaine or Uppers | 62 |
| 3.3 | % Students Who Get Very High or Bombed When Using Downers, Inhalants or Hallu- cinogens | 63 |
| 3.4 | % Students Who Get Very High or Bombed When Using Heroin, Steroids, Ecstasy or OxyContin | 64 |
| 3.5 | % Students Who Use Beer by Sex | 66 |
| 3.6 | % Students Who Use Liquor by Sex | 67 |
| 3.7 | % Students Who Use Marijuana by Sex | 68 |
| 3.8 | % Students Who Use Cocaine by Sex | 69 |
| 3.9 | % Students Who Use Inhalants by Sex | 70 |
| 3.10 | % Students Who Use Hallucinogens by Sex | 71 |
| 3.11 | % Students Who Use Ecstasy by Sex | 72 |
| 3.12 | % Students Who Use OxyContin by Sex | 73 |
| 3.13 | % Students Who Use Illicit Drugs by Attend Church, Synagogue, etc. | 75 |
| 3.14 | % Students Who Use Illicit Drugs by Take Part in Community Activities | 76 |
| 3.15 | % Students Who Use Illicit Drugs by Make Good Grades | 77 |
| 3.16 | % Students Who Use Illicit Drugs by Take Part in Sports Teams | 78 |
| 3.17 | % Students Who Use Illicit Drugs by Take Part in School Activities | 79 |
| 3.18 | % Students Who Use Illicit Drugs by Get Into Trouble at School | 80 |
| 3.19 | % Students Who Use Illicit Drugs by Parents Talk About Problems of Alcohol/Drugs | 81 |
| 3.20 | % Students Who Use Illicit Drugs by Parents Set Clear Rules | 82 |
| 3.21 | % Students Who Use Illicit Drugs by Parents Punish for Breaking Rules | 83 |
| 3.22 | % Students Who Use Illicit Drugs by School Sets Clear Rules on Drugs at School | 84 |
| 3.23 | % Students Who Use Illicit Drugs by School Punishes for Breaking Rules | 85 |
| 3.24 | % Students Who Use Illicit Drugs by Been Caught Using Alcohol/Drugs | 86 |
| 3.25 | % Students Who Use Illicit Drugs by Friends Use Tobacco | 87 |
| 3.26 | % Students Who Use Illicit Drugs by Friends Use Alcohol | 88 |
| 3.27 | % Students Who Use Illicit Drugs by Friends Use Drugs | 89 |
| 4.1 | Drug Use of Students Who Carry Guns vs Students Who Do Not | 91 |
| 4.2 | Drug Use of Students In Gangs vs Students Not In Gangs | 92 |
| 4.3 | Drug Use of Students Who Think of Suicide | 93 |
| 4.4 | Drug Use of Students Who Threaten vs Students Who Do Not | 94 |
| 4.5 | Drug Use of Students Who Get In Trouble With Police vs Those Who Do Not | 95 |

Chapter 1

Introduction

The following graphs, summary and tables are compiled from data collected in your school(s) using the **Pride Surveys Questionnaire**. These data reflect prevalence and patterns of drug and alcohol use, violence, gang activity and suicide. It is important that this report be utilized as part of your drug abuse and violence awareness and prevention programs. We strongly suggest that you:

COPY THE FOLLOWING PAGES, (which highlight and graphically summarize drug use and violent behavior by students in your school)

DISTRIBUTE THEM TO YOUR FACULTY

AND SHARE THIS INFORMATION WITH PARENTS.

Most of all, we strongly encourage a parent meeting at your school to share this information!

NOTE: Most drug use occurs at nights and weekends when school is not in session. You will find statistics in this report which support these findings.

FOR GREATEST SUCCESS IN DECREASING DRUG USE, FACULTY, STUDENTS AND PARENTS MUST WORK TOGETHER TOWARD A DRUG-FREE LIFESTYLE.

If you have questions about this report or if you wish to have information on other **Pride Surveys** services and products, please call the **Pride Surveys** Office or write to the following address:

Pride Surveys

Janie Pitcock

160 Vanderbilt Court

Bowling Green, KY 42103

1-800-279-6361

1-270-746-9596

www.pridesurveys.com

The following information is for **Pride Surveys** internal use only.

- Data Files: cc050027,31-33,38,49,84-85
- Filter: (grade == 2 || grade == 3 || grade == 4 || grade == 5 || grade == 6 || grade == 7)

1.1 Drug Use Summary

- Number of 7th grade students surveyed: 639
- Number of 8th grade students surveyed: 592
- Number of 9th grade students surveyed: 522
- Number of 10th grade students surveyed: 520
- Number of 11th grade students surveyed: 321
- Number of 12th grade students surveyed: 274
- Number of students surveyed: 2868

1.2 Cigarette Use

16.0 percent of your 7th grade students said they used cigarettes within the past year (2003-2004 PRIDE National Avg = 14.4%). **19.4** percent of your 8th grade students said they used cigarettes within the past year (2003-2004 PRIDE National Avg = 22.2%). **29.4** percent of your 9th grade students said they used cigarettes within the past year (2003-2004 PRIDE National Avg = 28.2%). **40.2** percent of your 10th grade students said they used cigarettes within the past year (2003-2004 PRIDE National Avg = 31.5%). **34.2** percent of your 11th grade students said they used cigarettes within the past year (2003-2004 PRIDE National Avg = 37.1%). **43.5** percent of your 12th grade students said they used cigarettes within the past year (2003-2004 PRIDE National Avg = 39.3%).

1.3 Beer Use

22.4 percent of your 7th grade students said they used beer within the past year (2003-2004 PRIDE National Avg = 21.2%). **31.1** percent of your 8th grade students said they used beer within the past year (2003-2004 PRIDE National Avg = 32.5%). **45.1** percent of your 9th grade students said they used beer within the past year (2003-2004 PRIDE National Avg = 40.4%). **55.0** percent of your 10th grade students said they used beer within the past year (2003-2004 PRIDE National Avg = 48.3%). **44.8** percent of your 11th grade students said they used beer within the past year (2003-2004 PRIDE National Avg = 54.2%). **54.2** percent of your 12th grade students said they used beer within the past year (2003-2004 PRIDE National Avg = 57.3%).

Of those 7th grade students who reported using beer, **12.8** percent of them reported getting *very high* or *bombed* when they used. Of those 8th grade students who reported using beer, **22.1** percent of them reported getting *very high* or *bombed* when they used. Of those 9th grade students who reported using beer, **26.5** percent of them reported getting *very high* or *bombed* when they used. Of those 10th grade students who reported using beer, **35.6** percent of them reported getting *very high* or *bombed* when they used. Of those 11th grade students who reported using beer, **36.0** percent of them reported

getting *very high* or *bombed* when they used. Of those 12th grade students who reported using beer, **40.8** percent of them reported getting *very high* or *bombed* when they used.

1.4 Marijuana Use

6.4 percent of your 7th grade students said they used marijuana within the past year (2003-2004 PRIDE National Avg = 7.1%). **13.4** percent of your 8th grade students said they used marijuana within the past year (2003-2004 PRIDE National Avg = 14.3%). **15.2** percent of your 9th grade students said they used marijuana within the past year (2003-2004 PRIDE National Avg = 22.1%). **30.5** percent of your 10th grade students said they used marijuana within the past year (2003-2004 PRIDE National Avg = 28.0%). **20.8** percent of your 11th grade students said they used marijuana within the past year (2003-2004 PRIDE National Avg = 33.0%). **31.6** percent of your 12th grade students said they used marijuana within the past year (2003-2004 PRIDE National Avg = 35.5%).

Of those 7th grade students who reported using marijuana, **79.5** percent of them reported getting *very high* or *bombed* when they used. Of those 8th grade students who reported using marijuana, **78.8** percent of them reported getting *very high* or *bombed* when they used. Of those 9th grade students who reported using marijuana, **79.2** percent of them reported getting *very high* or *bombed* when they used. Of those 10th grade students who reported using marijuana, **78.2** percent of them reported getting *very high* or *bombed* when they used. Of those 11th grade students who reported using marijuana, **78.1** percent of them reported getting *very high* or *bombed* when they used. Of those 12th grade students who reported using marijuana, **76.8** percent of them reported getting *very high* or *bombed* when they used.

3.9 percent of your 7th grade students reported they used marijuana on *weekends* vs. **0.0** percent who reported use *during school*. **9.0** percent of your 8th grade students reported they used marijuana on *weekends* vs. **0.7** percent who reported use *during school*. **8.8** percent of your 9th grade students reported they used marijuana on *weekends* vs. **1.5** percent who reported use *during school*. **21.5** percent of your 10th grade students reported they used marijuana on *weekends* vs. **2.1** percent who reported use *during school*. **13.1** percent of your 11th grade students reported they used marijuana on *weekends* vs. **1.9** percent who reported use *during school*. **18.6** percent of your 12th grade students reported they used marijuana on *weekends* vs. **3.6** percent who reported use *during school*.

1.5 Cocaine Use

2.0 percent of your 7th grade students said they used cocaine within the past year (2003-2004 PRIDE National Avg = 2.3%). **3.1** percent of your 8th grade students said they used cocaine within the past year (2003-2004 PRIDE National Avg = 3.8%). **3.7** percent of your 9th grade students said they used cocaine within the past year (2003-2004 PRIDE National Avg = 5.3%). **9.1** percent of your 10th grade students said they used cocaine within the past year (2003-2004 PRIDE National Avg = 5.9%). **4.1** percent of your 11th grade students said they used cocaine within the past year (2003-2004 PRIDE National Avg = 7.2%). **13.0** percent of your 12th grade students said they used cocaine within the

past year (2003-2004 PRIDE National Avg = 9.5%).

Of those 7th grade students who reported using cocaine, **78.6** percent of them reported getting *very high* or *bombed* when they used. Of those 8th grade students who reported using cocaine, **61.5** percent of them reported getting *very high* or *bombed* when they used. Of those 9th grade students who reported using cocaine, **73.9** percent of them reported getting *very high* or *bombed* when they used. Of those 10th grade students who reported using cocaine, **77.6** percent of them reported getting *very high* or *bombed* when they used. Of those 11th grade students who reported using cocaine, **70.6** percent of them reported getting *very high* or *bombed* when they used. Of those 12th grade students who reported using cocaine, **79.4** percent of them reported getting *very high* or *bombed* when they used.

1.6 Hallucinogen Use

1.9 percent of your 7th grade students said they used hallucinogens within the past year (2003-2004 PRIDE National Avg = 2.1%). **3.1** percent of your 8th grade students said they used hallucinogens within the past year (2003-2004 PRIDE National Avg = 3.1%). **2.8** percent of your 9th grade students said they used hallucinogens within the past year (2003-2004 PRIDE National Avg = 4.6%). **7.2** percent of your 10th grade students said they used hallucinogens within the past year (2003-2004 PRIDE National Avg = 5.5%). **2.9** percent of your 11th grade students said they used hallucinogens within the past year (2003-2004 PRIDE National Avg = 6.6%). **8.5** percent of your 12th grade students said they used hallucinogens within the past year (2003-2004 PRIDE National Avg = 8.0%).

Of those 7th grade students who reported using hallucinogens, **63.6** percent of them reported getting *very high* or *bombed* when they used. Of those 8th grade students who reported using hallucinogens, **57.1** percent of them reported getting *very high* or *bombed* when they used. Of those 9th grade students who reported using hallucinogens, **78.6** percent of them reported getting *very high* or *bombed* when they used. Of those 10th grade students who reported using hallucinogens, **73.0** percent of them reported getting *very high* or *bombed* when they used. Of those 11th grade students who reported using hallucinogens, **61.5** percent of them reported getting *very high* or *bombed* when they used. Of those 12th grade students who reported using hallucinogens, **95.2** percent of them reported getting *very high* or *bombed* when they used.

Chapter 2

Standard Graphics

The following graphs will assist you in understanding the relationship of student behavior to alcohol and other drug usage. You are encouraged to make overheads or slides from the graphs for presentations to school faculty, parents, media, and other audiences in the community.

The *Location* and *Time* of drug use graphs will be helpful in understanding the need for a commitment to drug abuse prevention by parents and the larger community - not just by schools. Student alcohol and other drug use occurs most often outside the school and at times when school is not in session.

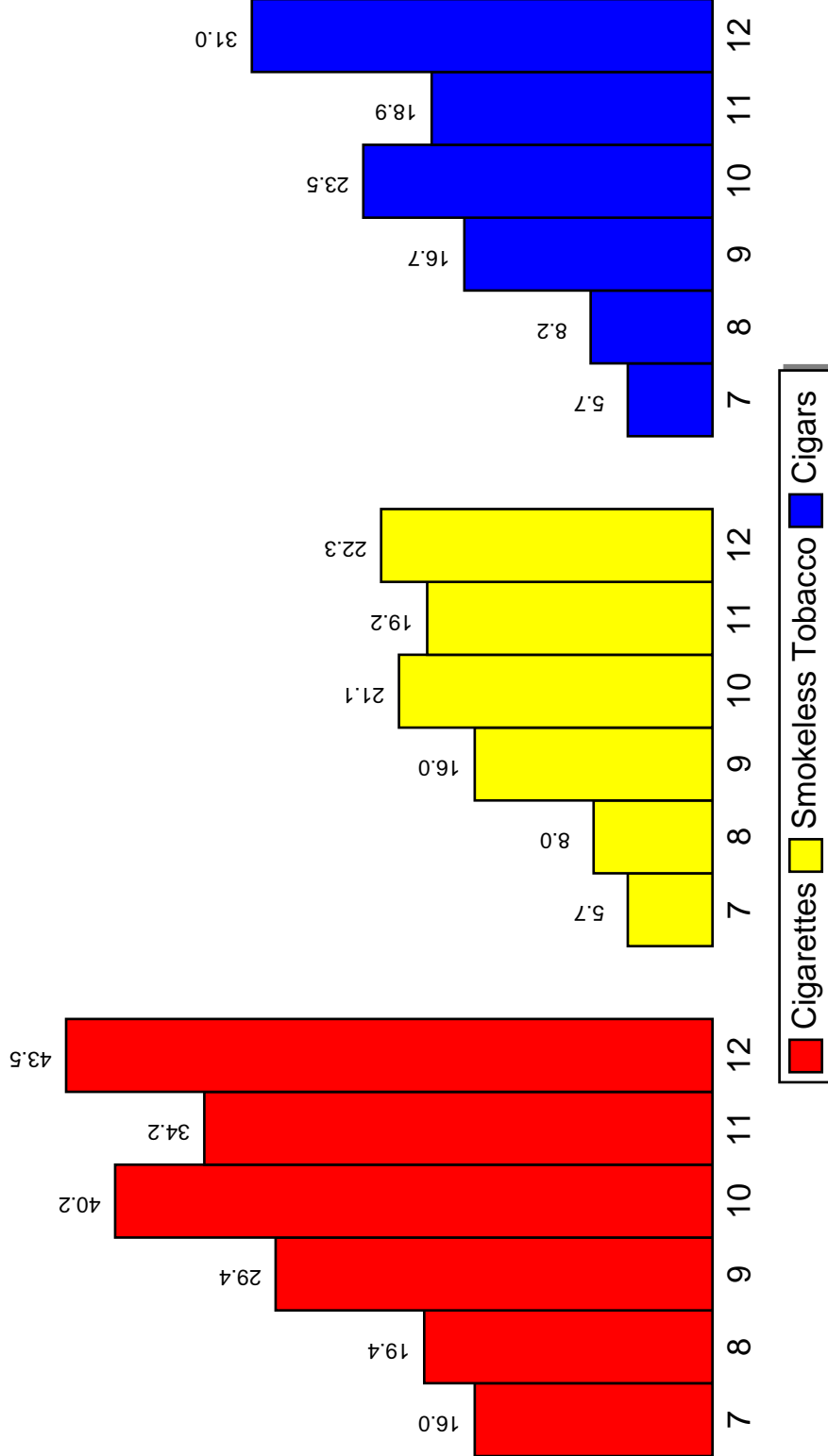
The *Perceived Harm* of alcohol and other drugs will assist with understanding how the false assumptions concerning harm are related to drug use. When drugs are perceived as harmless, the probability of use increases.

Research indicates that easy access, *Availability*, to drugs increases the probability of use. Availability of alcohol and other drugs normally increases at higher grade levels.

2.1 Frequency of Use - Annually

% Students Who Use Cigarettes, Smokeless Tobacco & Cigars Annually

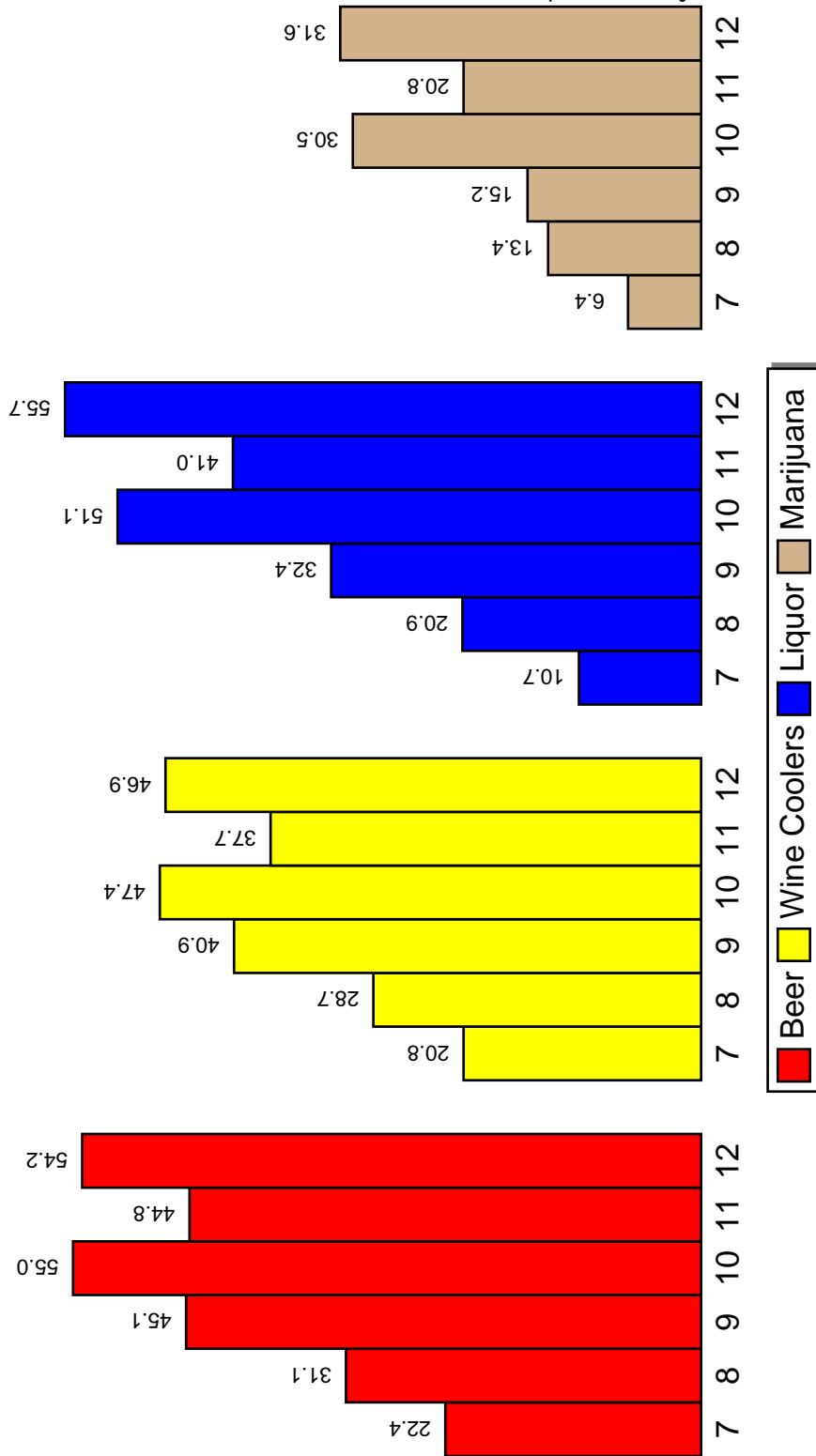
Figure 2.1: % Students Who Use Cigarettes, Smokeless Tobacco & Cigars Annually



Source: PRIDE Surveys

% Students Who Use Beer, Wine Coolers, Liquor & Marijuana Annually

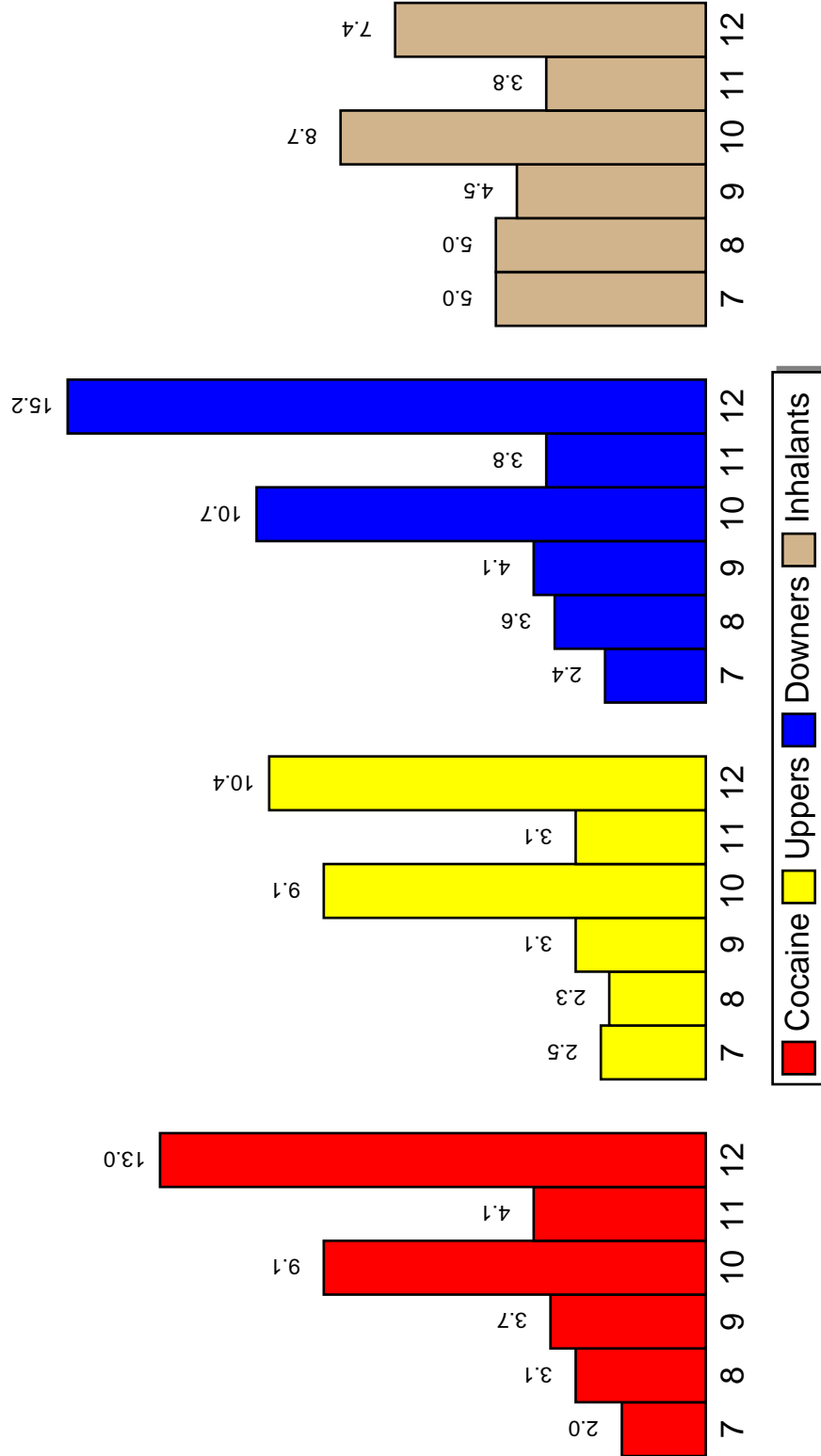
Figure 2.2: % Students Who Use Beer, Wine Coolers, Liquor & Marijuana Annually



Source: PRIDE Surveys

% Students Who Use Cocaine, Uppers, Downers & Inhalants Annually

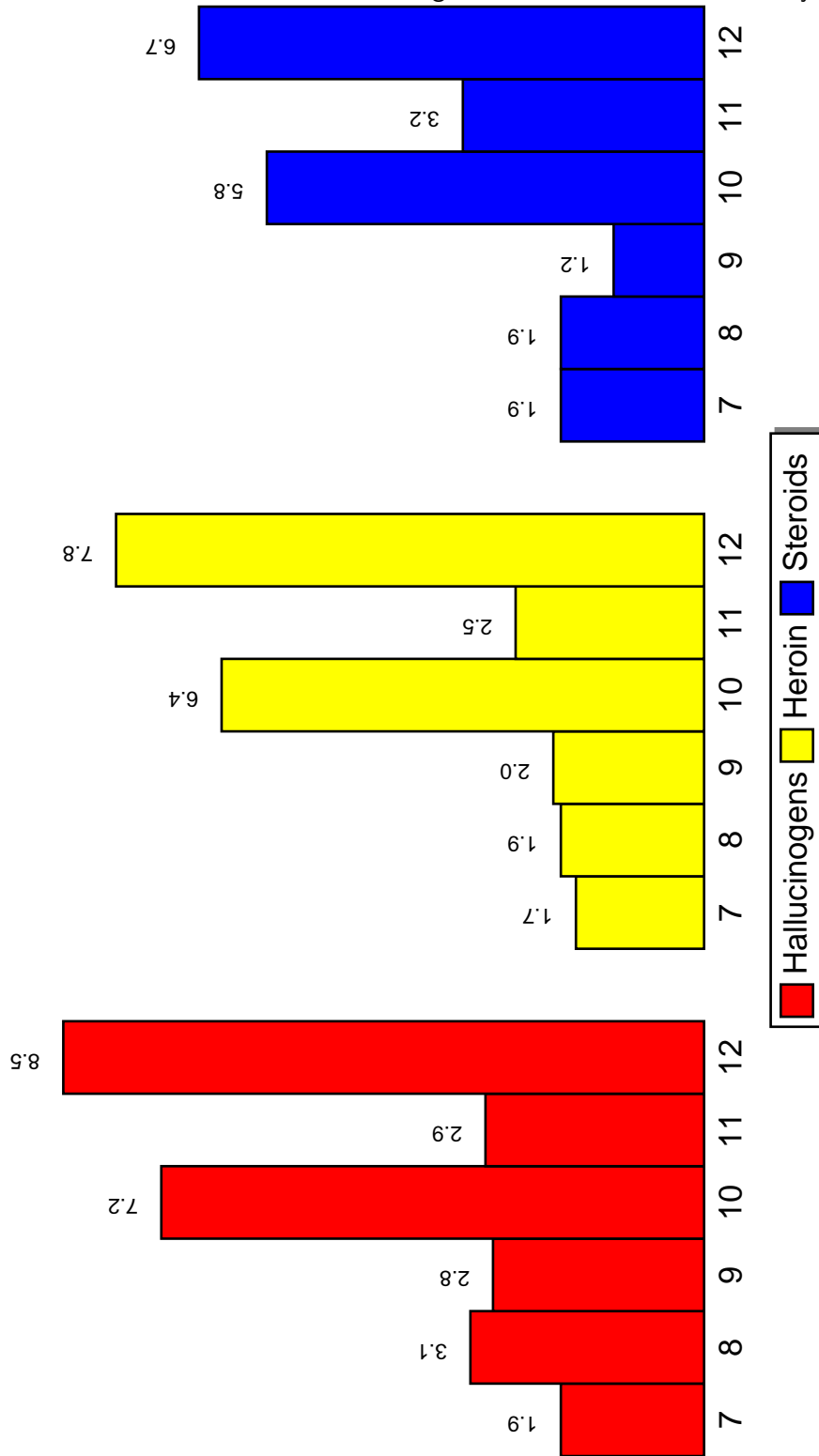
Figure 2.3: % Students Who Use Cocaine, Uppers, Downers & Inhalants Annually



Source: PRIDE Surveys

% Students Who Use Hallucinogens, Heroin & Steroids Annually

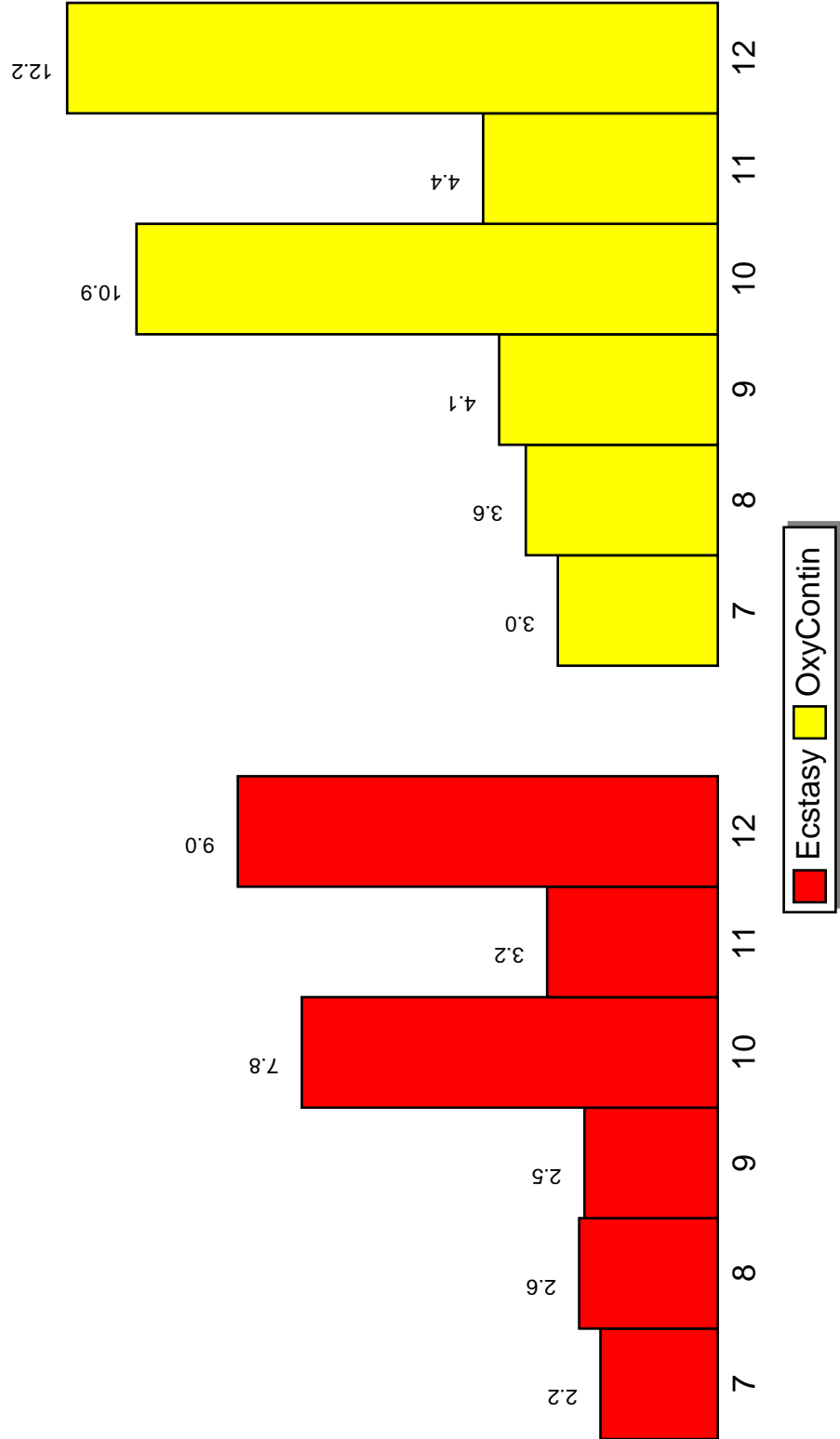
Figure 2.4: % Students Who Use Hallucinogens, Heroin & Steroids Annually



Source: PRIDE Surveys

% Students Who Use Ecstasy & OxyContin Annually

Figure 2.5: % Students Who Use Ecstasy & OxyContin Annually

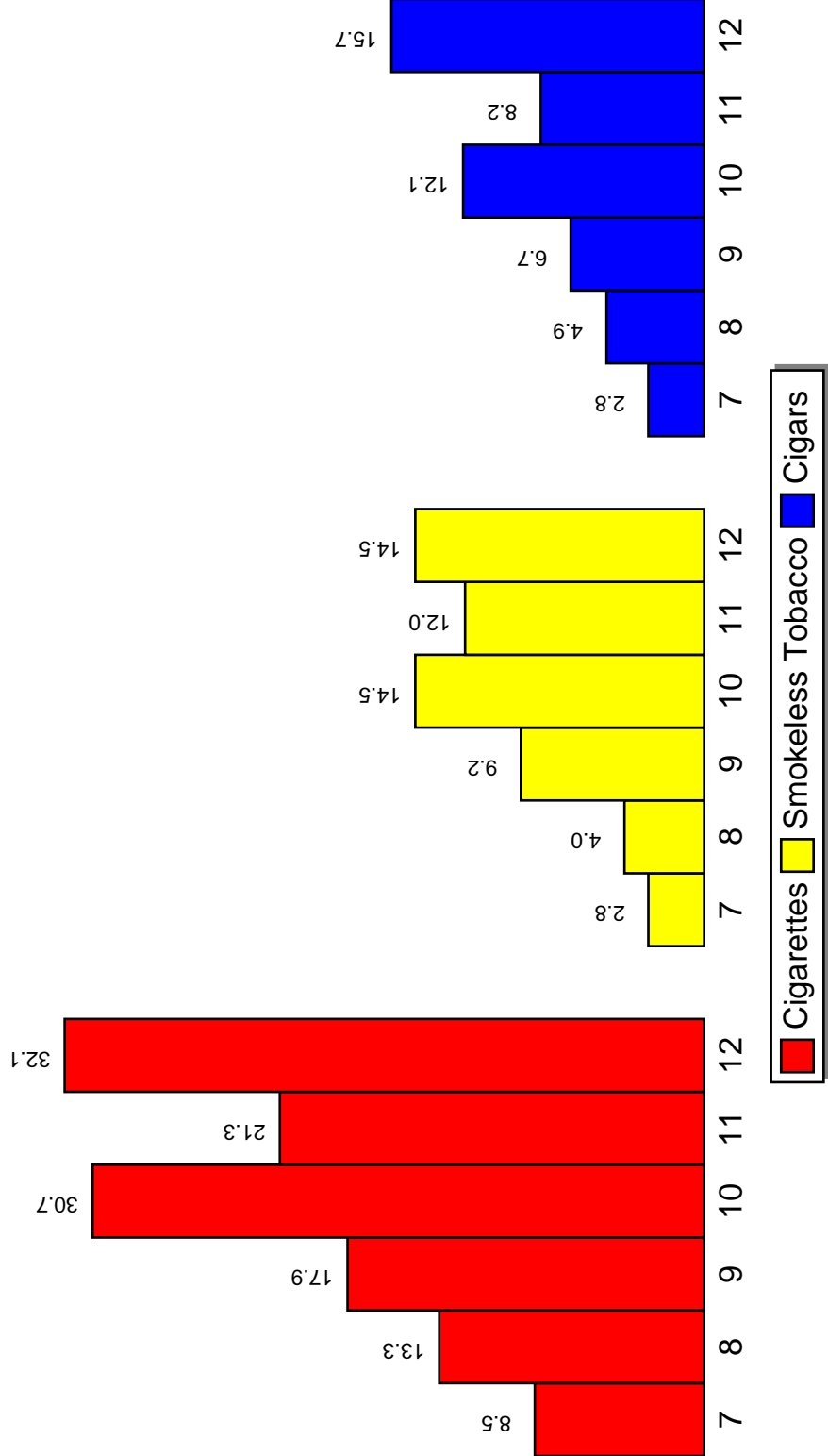


Source: PRIDE Surveys

2.2 Frequency of Use - Monthly

% Students Who Use Cigarettes, Smokeless Tobacco & Cigars Monthly

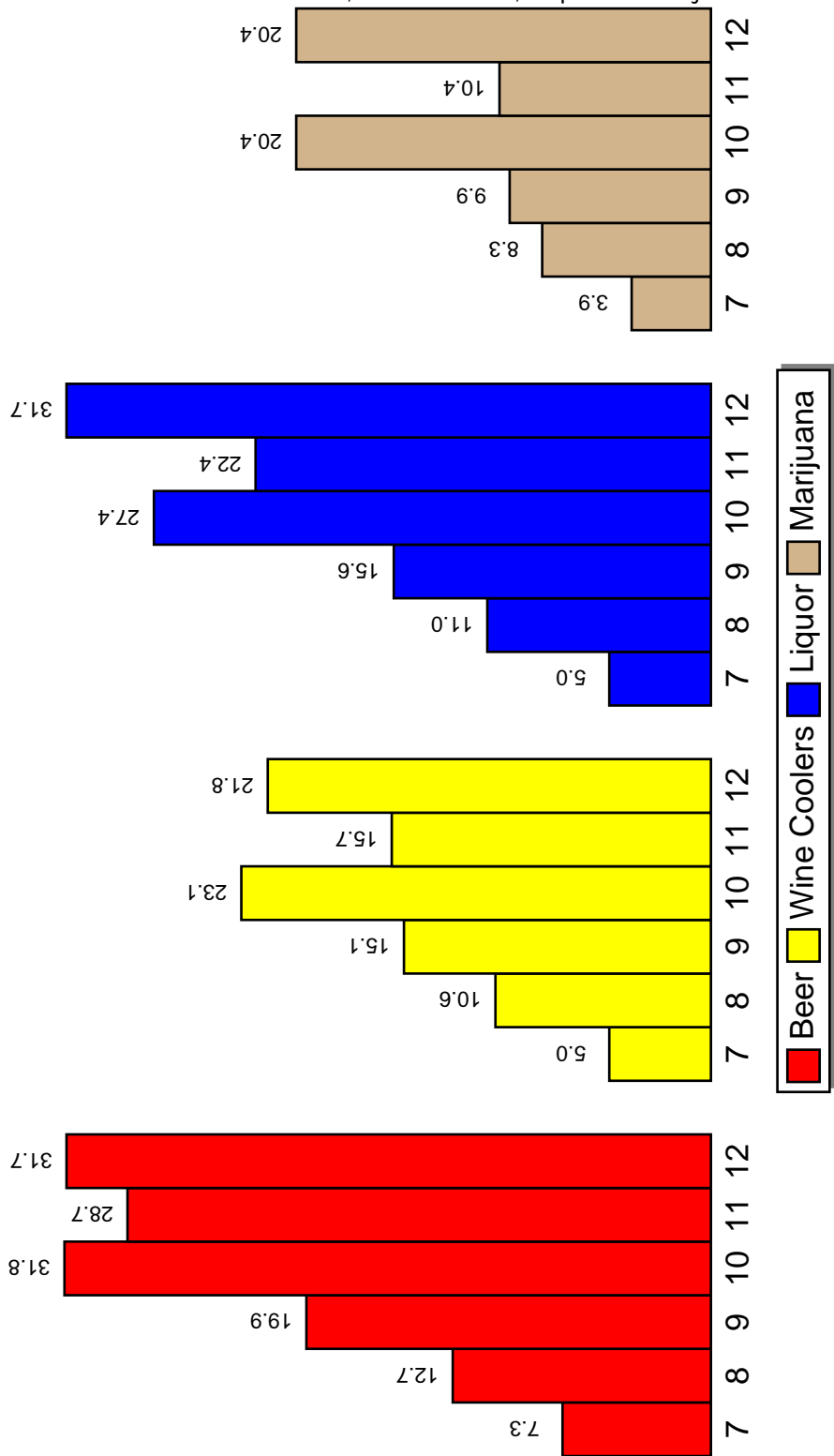
Figure 2.6: % Students Who Use Cigarettes, Smokeless Tobacco & Cigars Monthly



Source: PRIDE Surveys

% Students Who Use Beer, Wine Coolers, Liquor & Marijuana Monthly

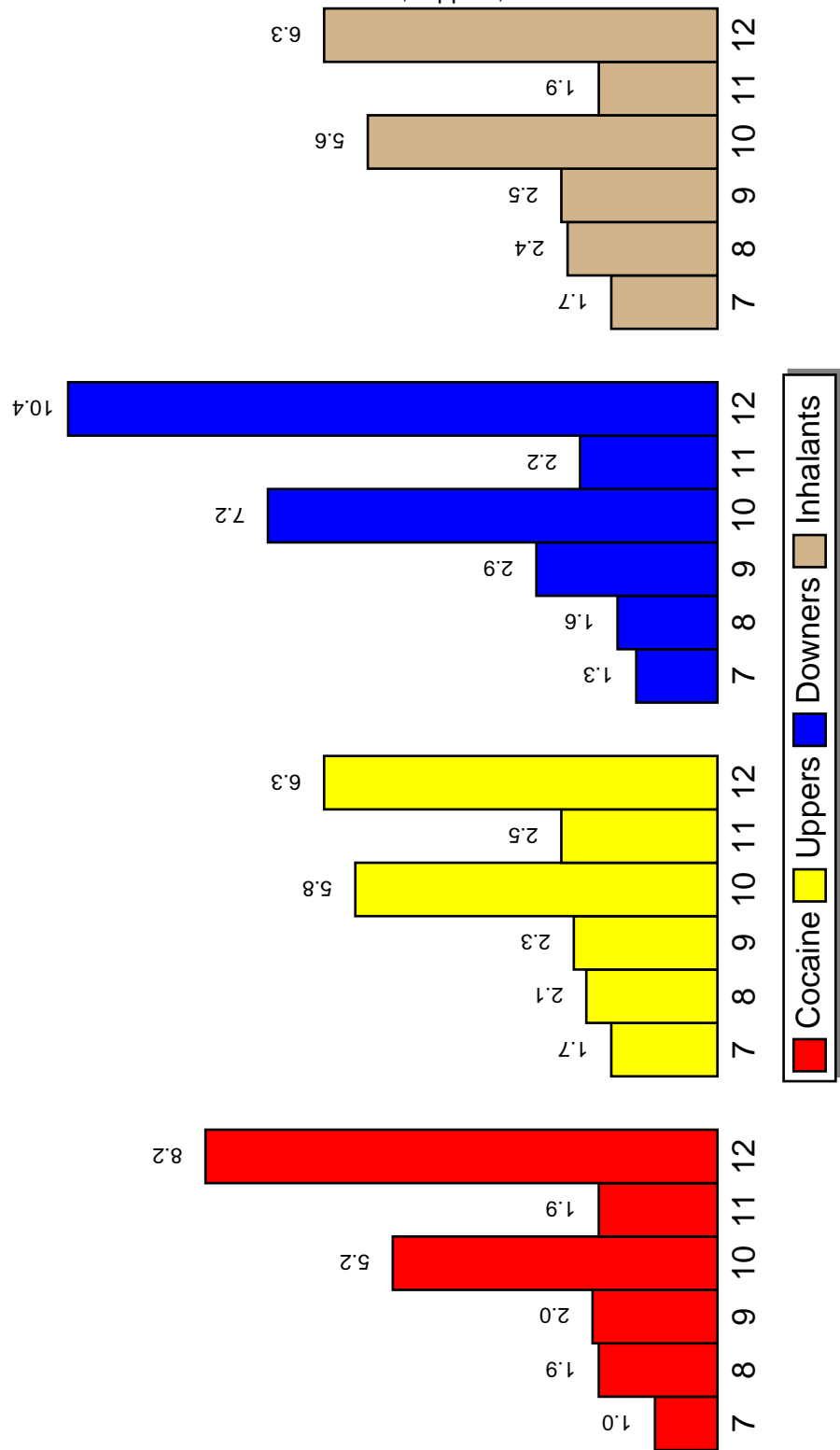
Figure 2.7: % Students Who Use Beer, Wine Coolers, Liquor & Marijuana Monthly



Source: PRIDE Surveys

% Students Who Use Cocaine, Uppers, Downers & Inhalants Monthly

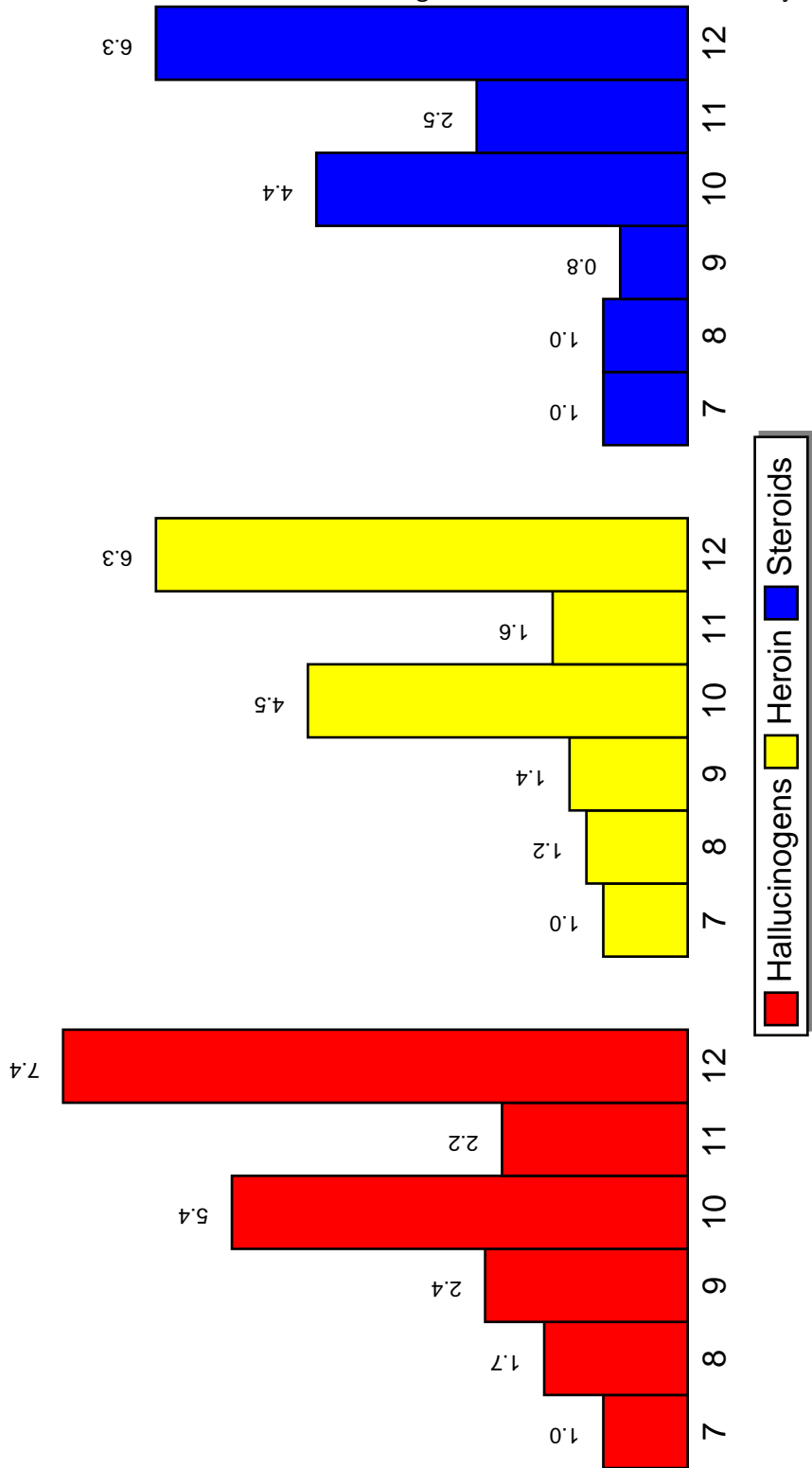
Figure 2.8: % Students Who Use Cocaine, Uppers, Downers & Inhalants Monthly



Source: PRIDE Surveys

% Students Who Use Hallucinogens, Heroin & Steroids Monthly

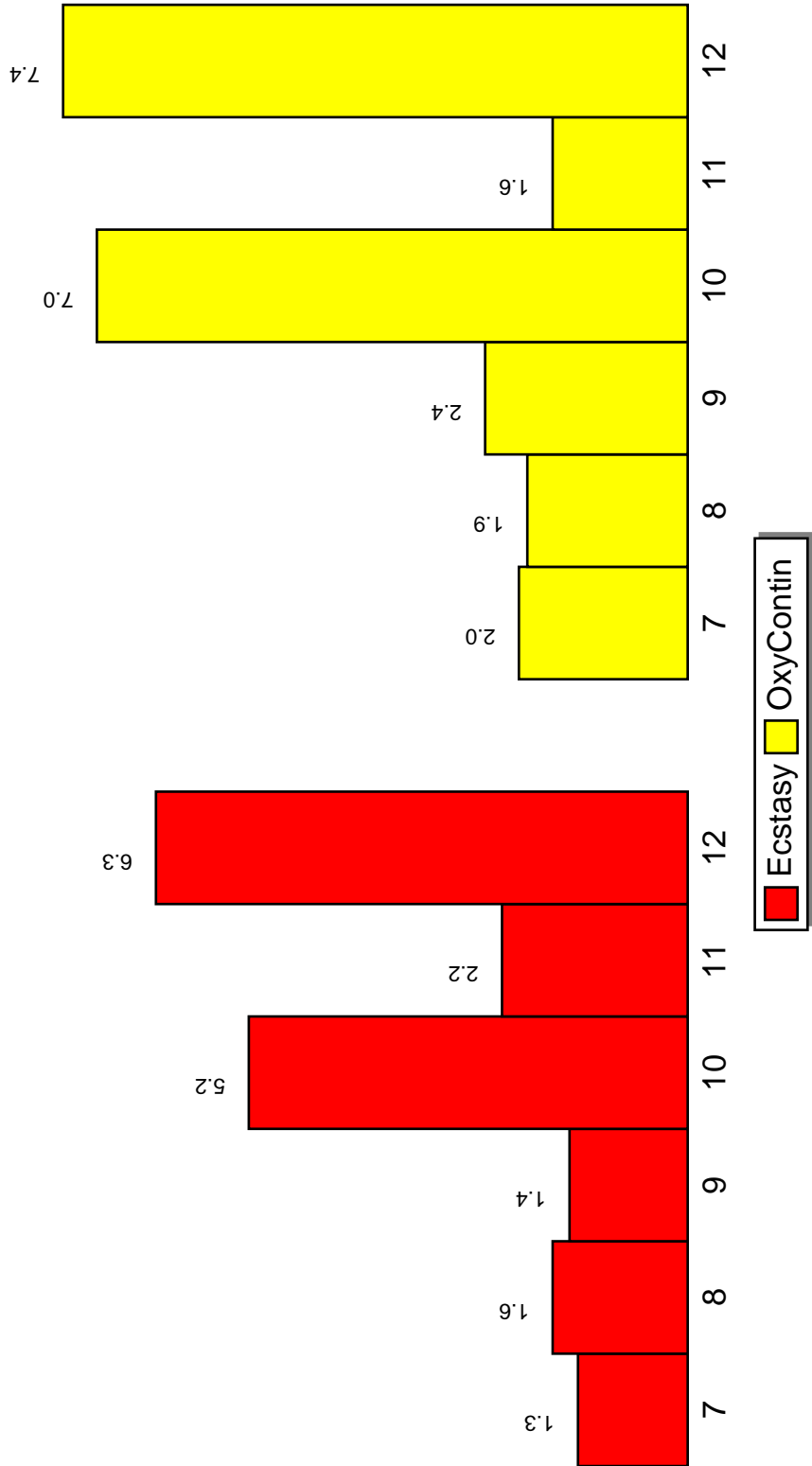
Figure 2.9: % Students Who Use Hallucinogens, Heroin & Steroids Monthly



Source: PRIDE Surveys

% Students Who Use Ecstasy & OxyContin Monthly

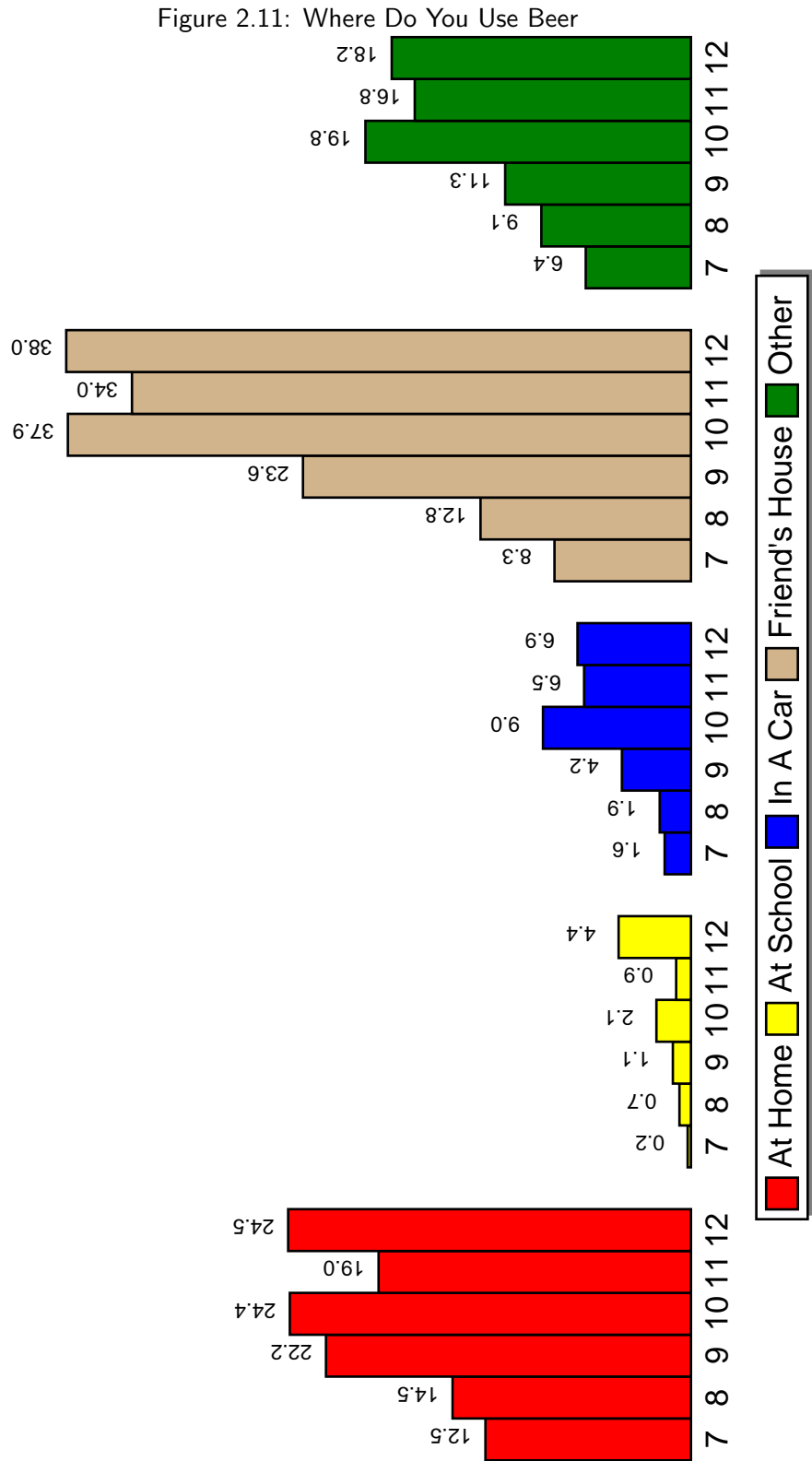
Figure 2.10: % Students Who Use Ecstasy & OxyContin Monthly



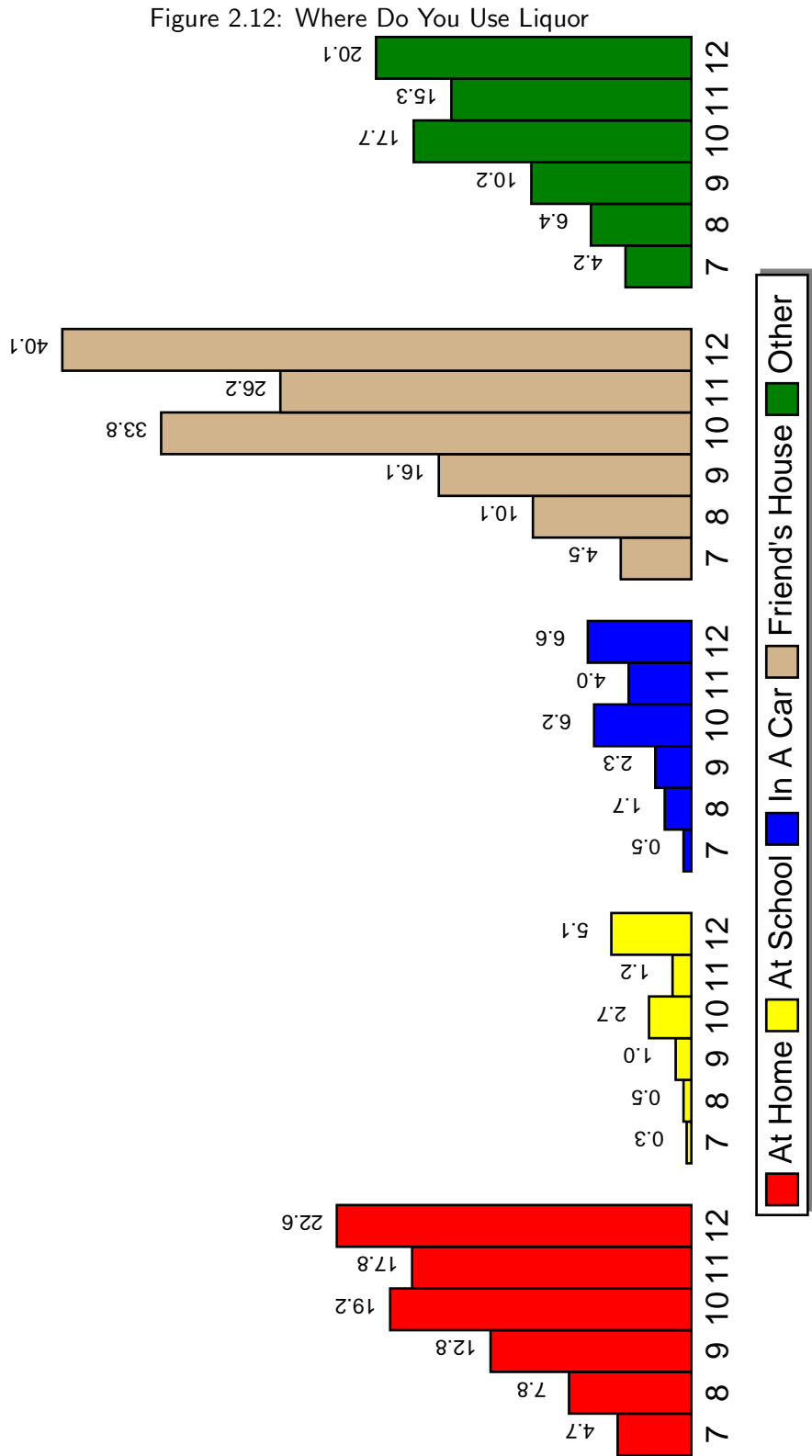
Source: PRIDE Surveys

2.3 Where Do You Use

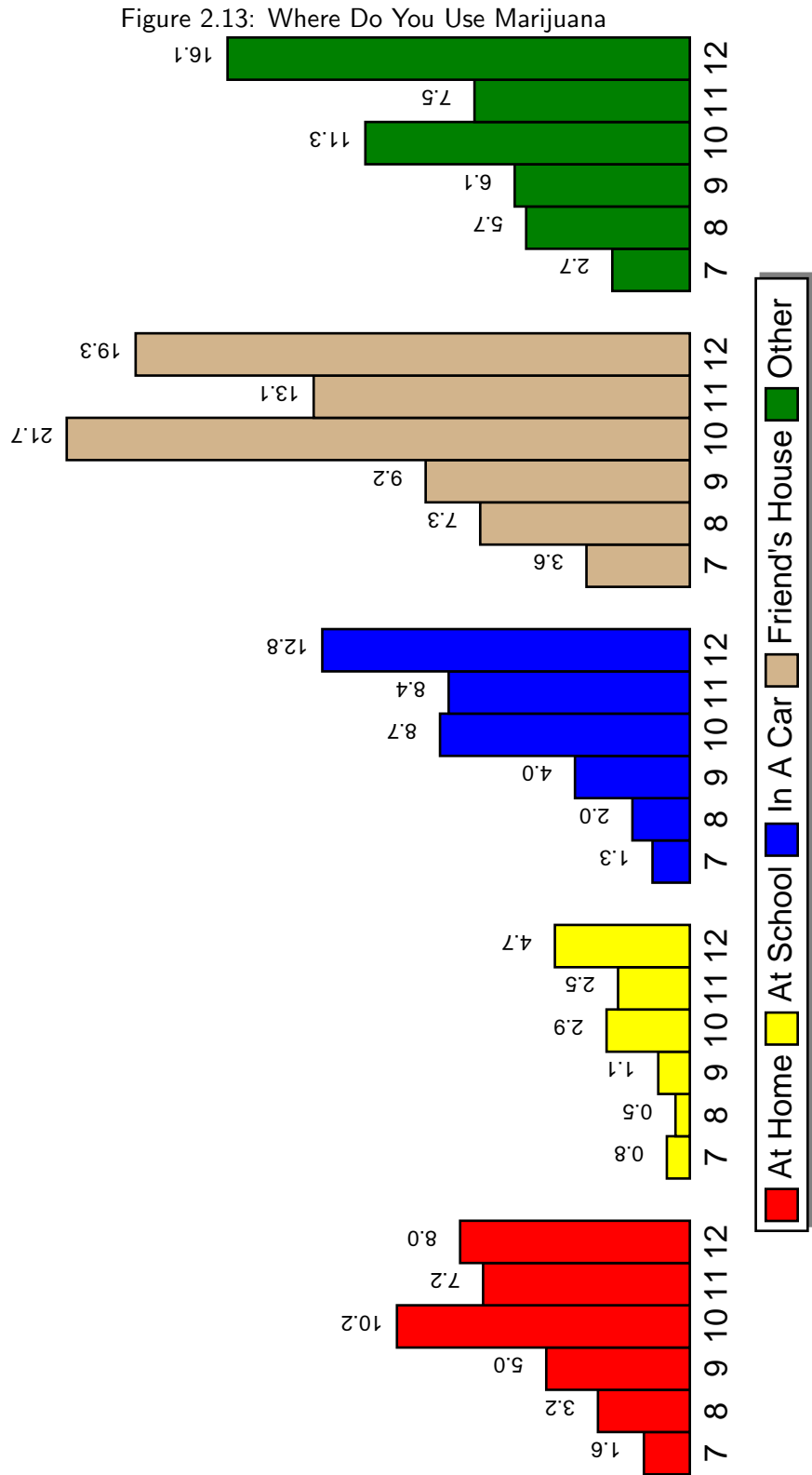
Where Do You Use Beer



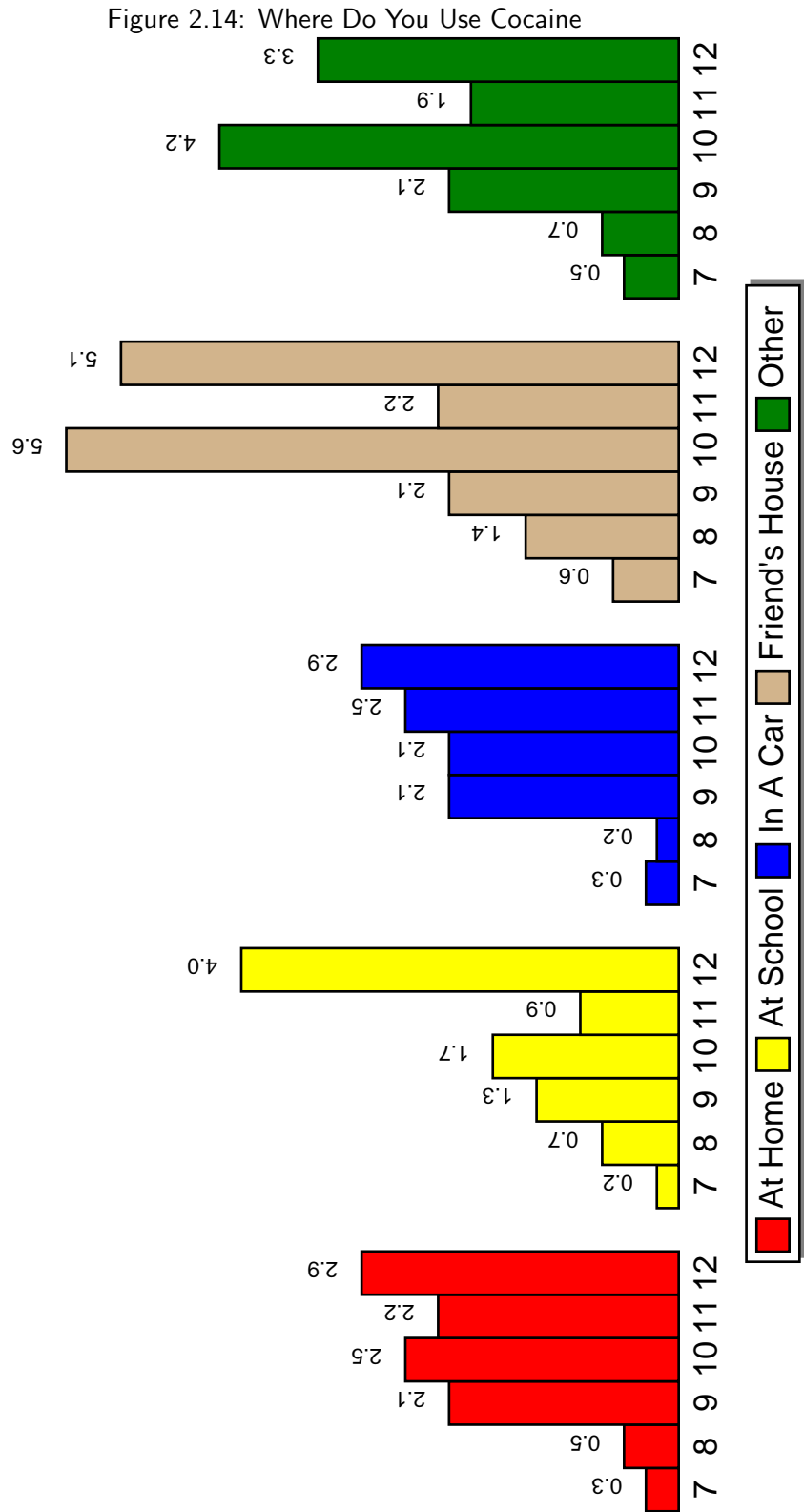
Where Do You Use Liquor



Where Do You Use Marijuana



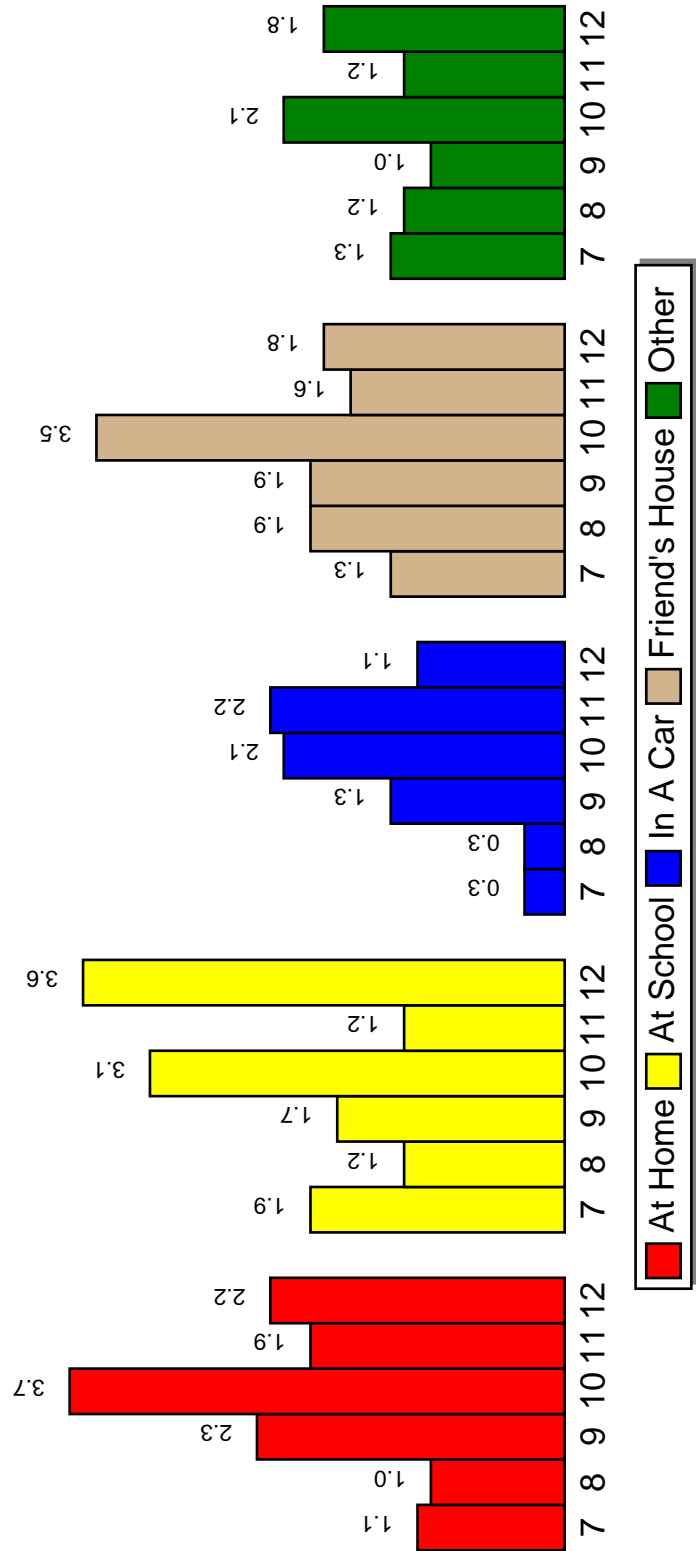
Where Do You Use Cocaine



Source: PRIDE Surveys

Where Do You Use Inhalants

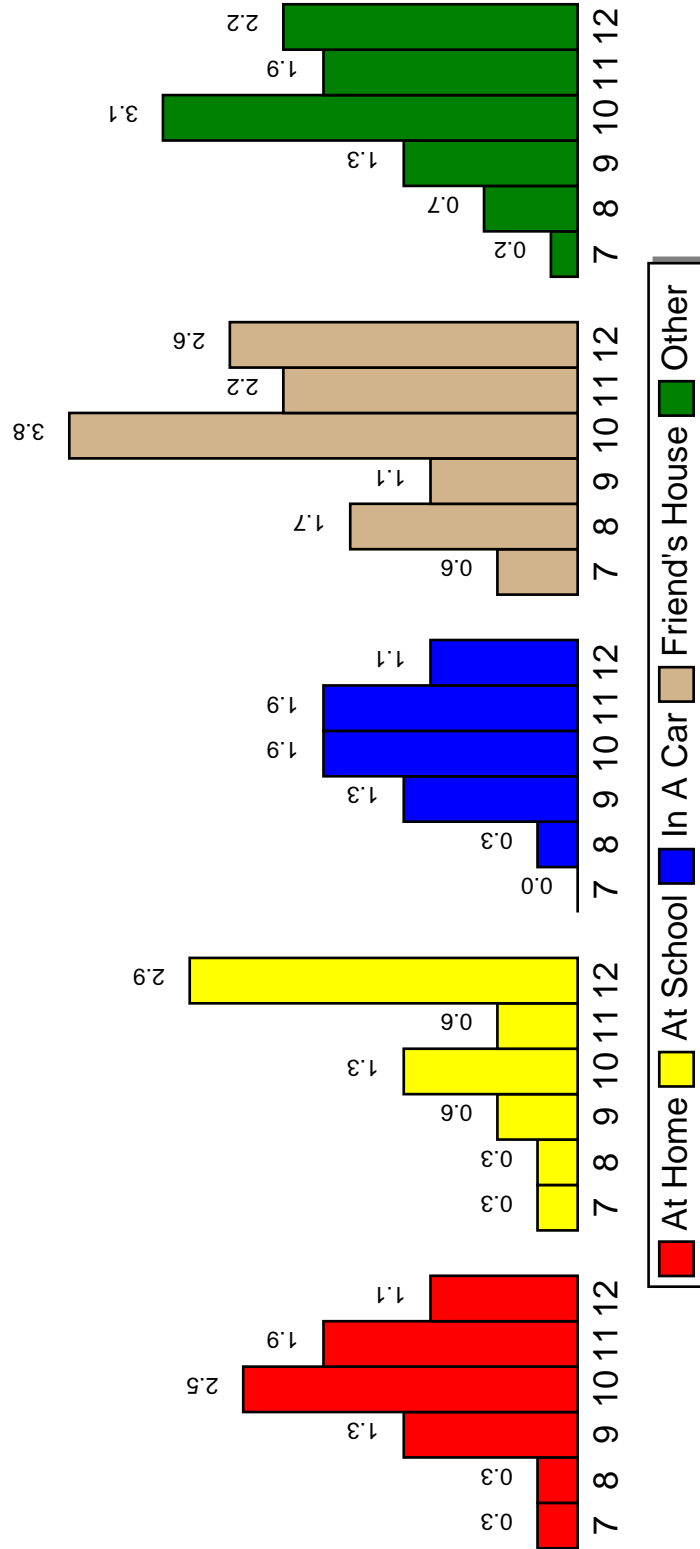
Figure 2.15: Where Do You Use Inhalants



Source: PRIDE Surveys

Where Do You Use Hallucinogens

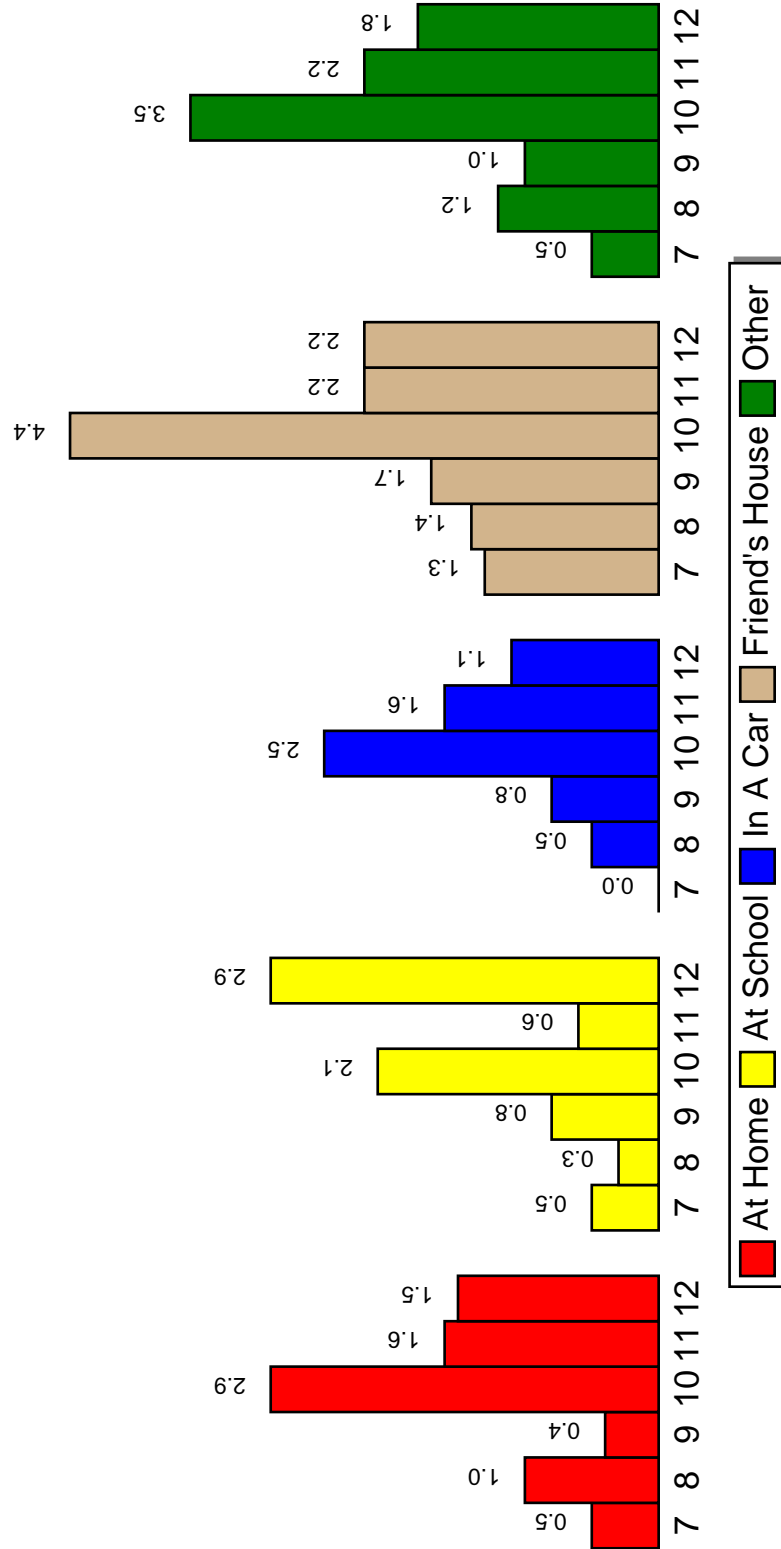
Figure 2.16: Where Do You Use Hallucinogens



Source: PRIDE Surveys

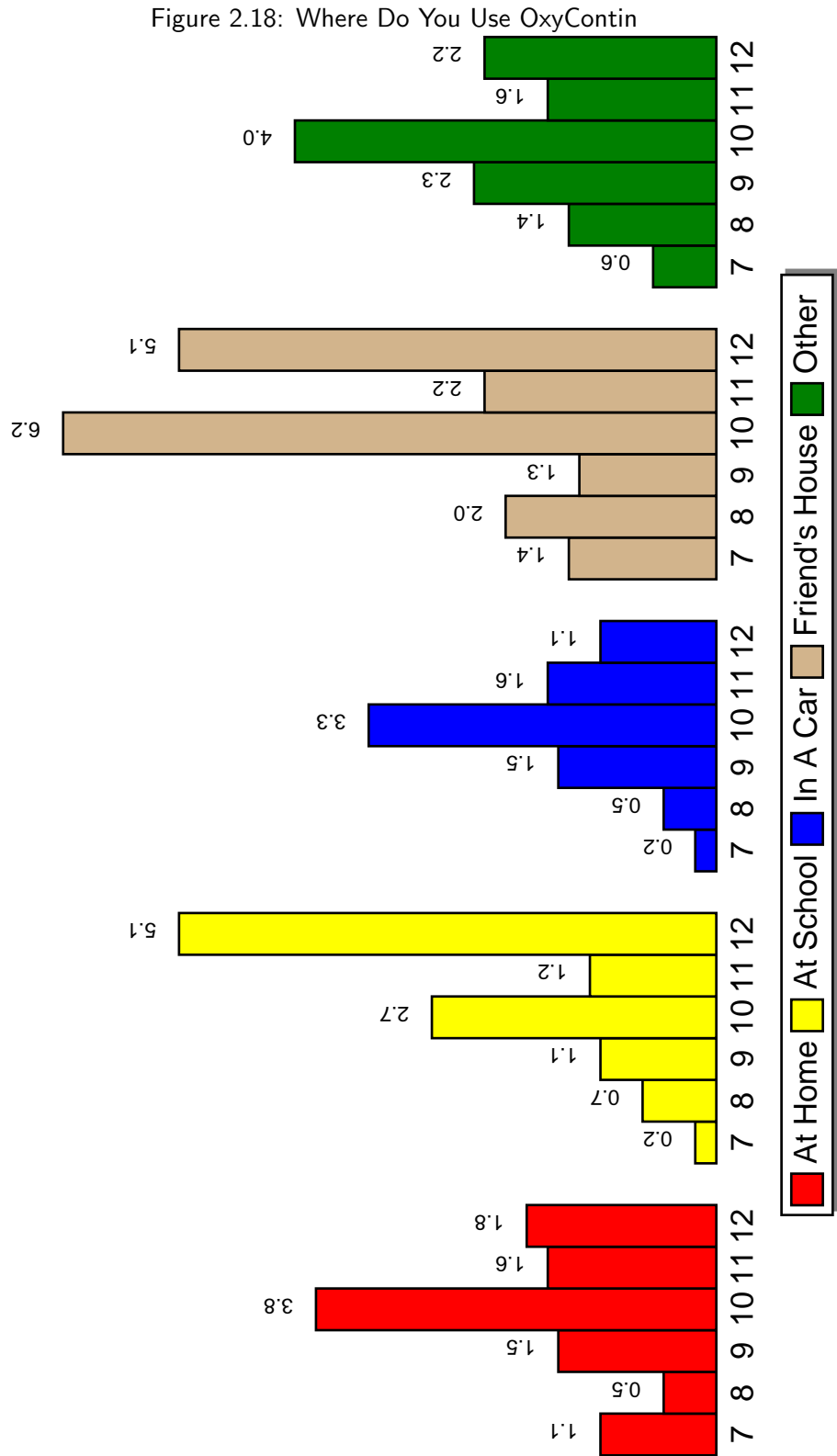
Where Do You Use Ecstasy

Figure 2.17: Where Do You Use Ecstasy



Source: PRIDE Surveys

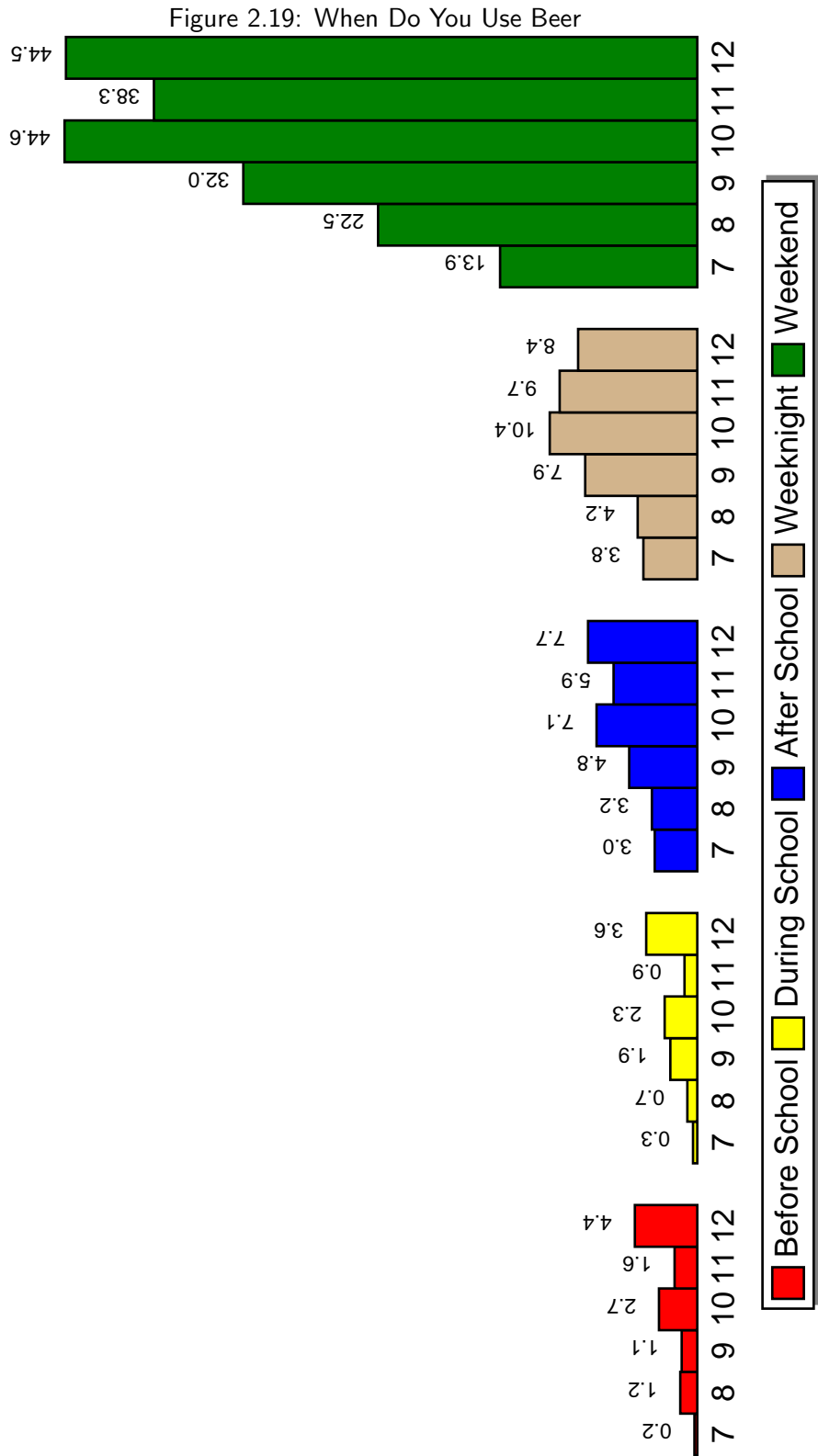
Where Do You Use OxyContin



Source: PRIDE Surveys

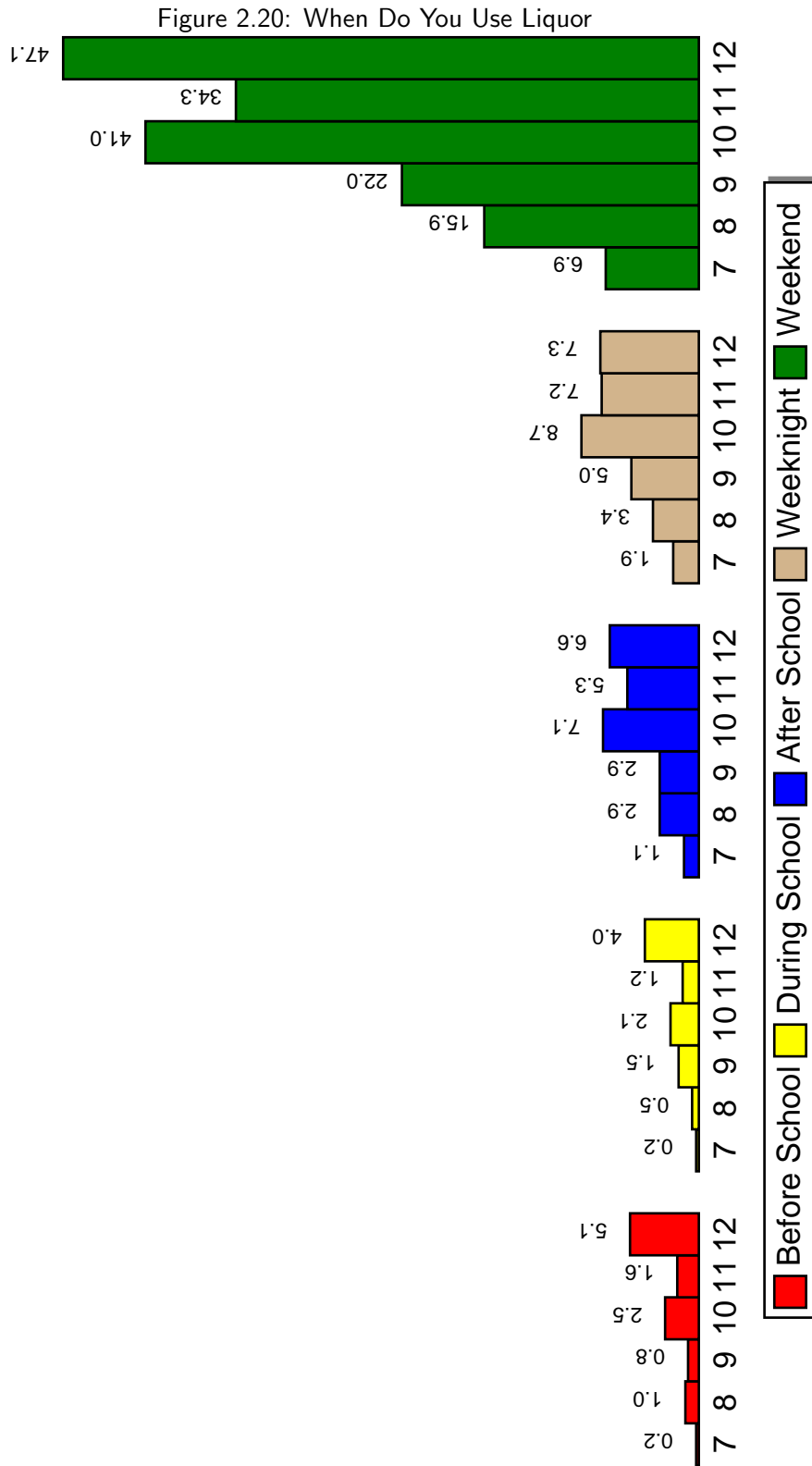
2.4 When Do You Use

When Do You Use Beer

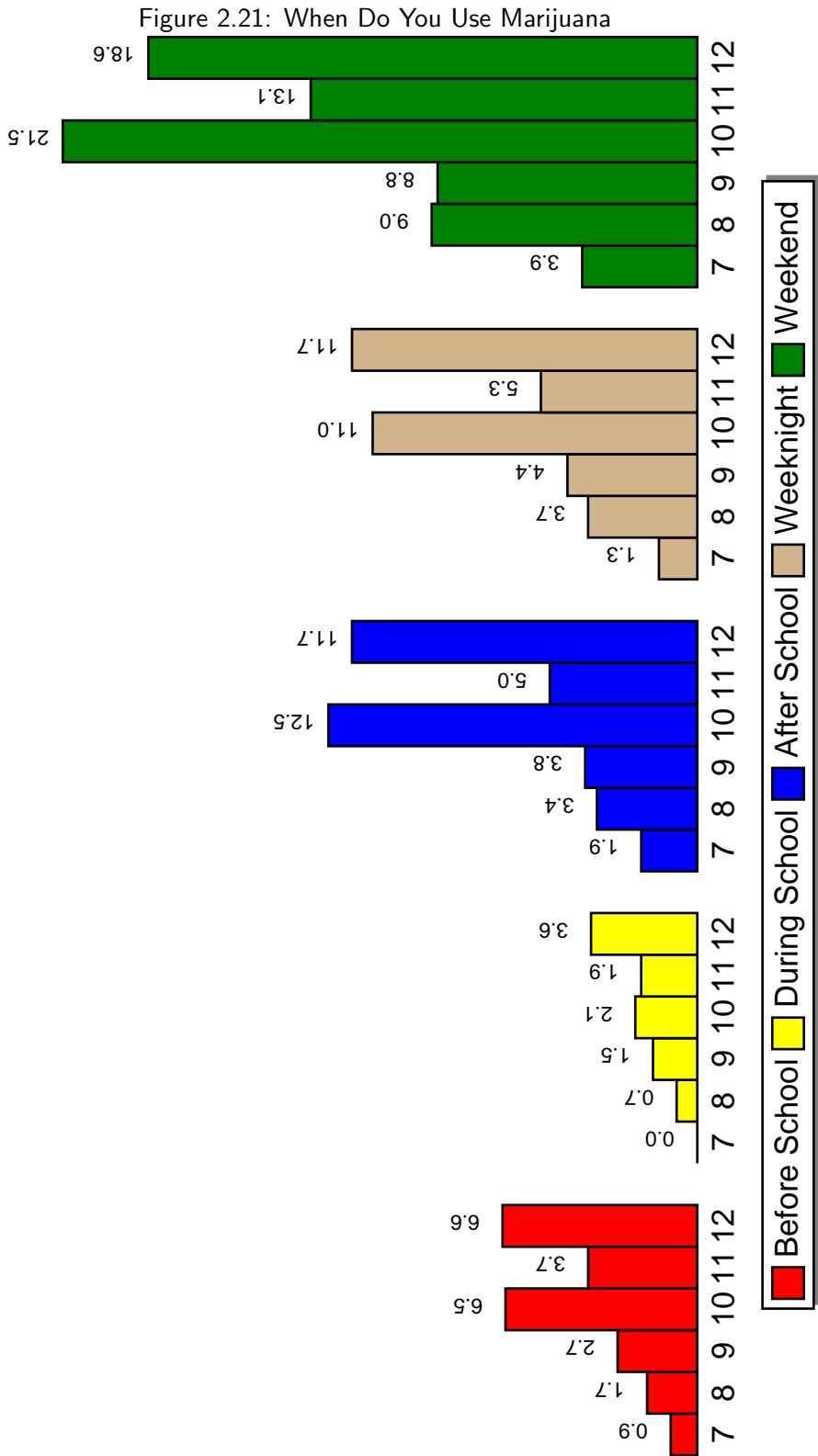


Source: PRIDE Surveys

When Do You Use Liquor

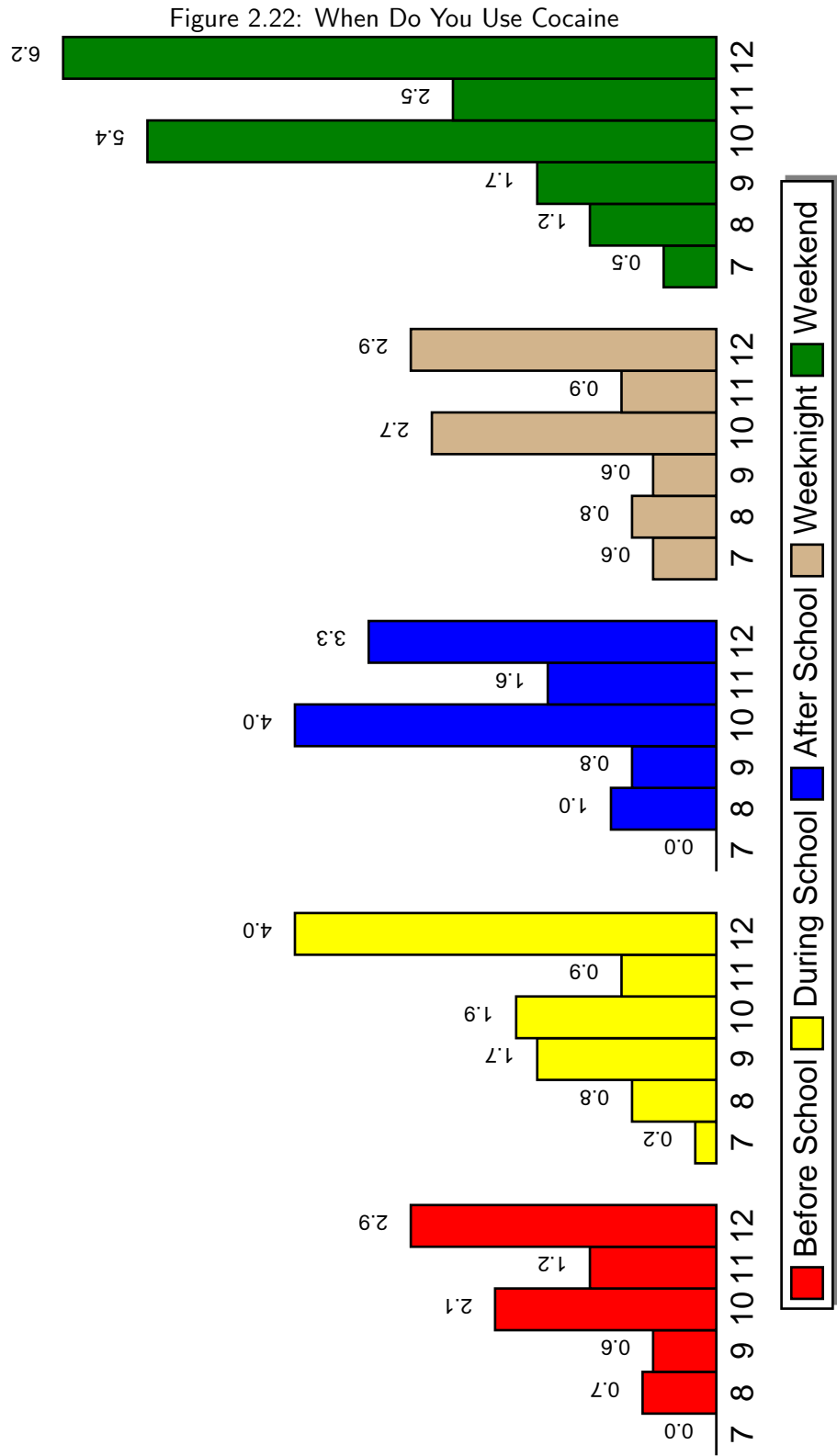


When Do You Use Marijuana



Source: PRIDE Surveys

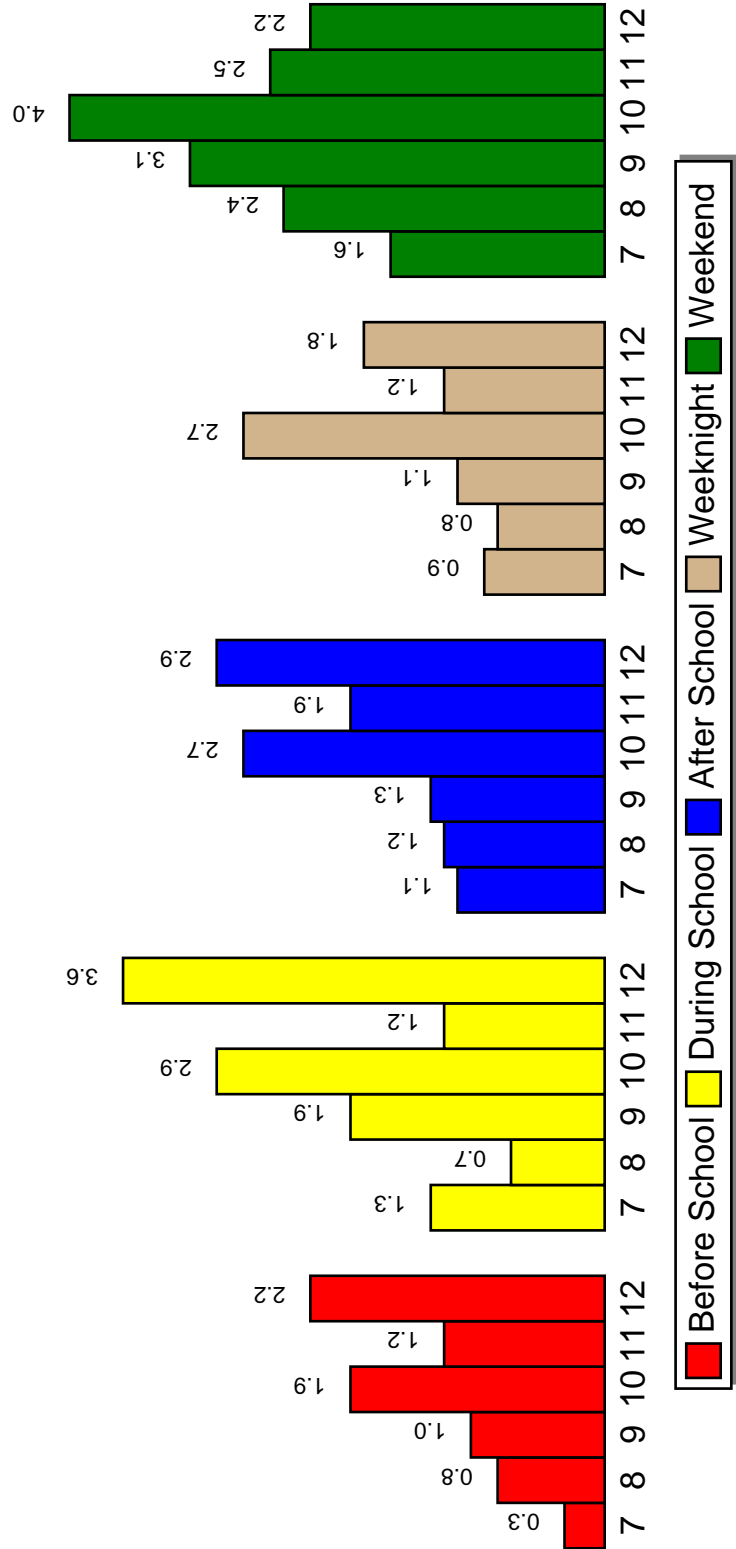
When Do You Use Cocaine



Source: PRIDE Surveys

When Do You Use Inhalants

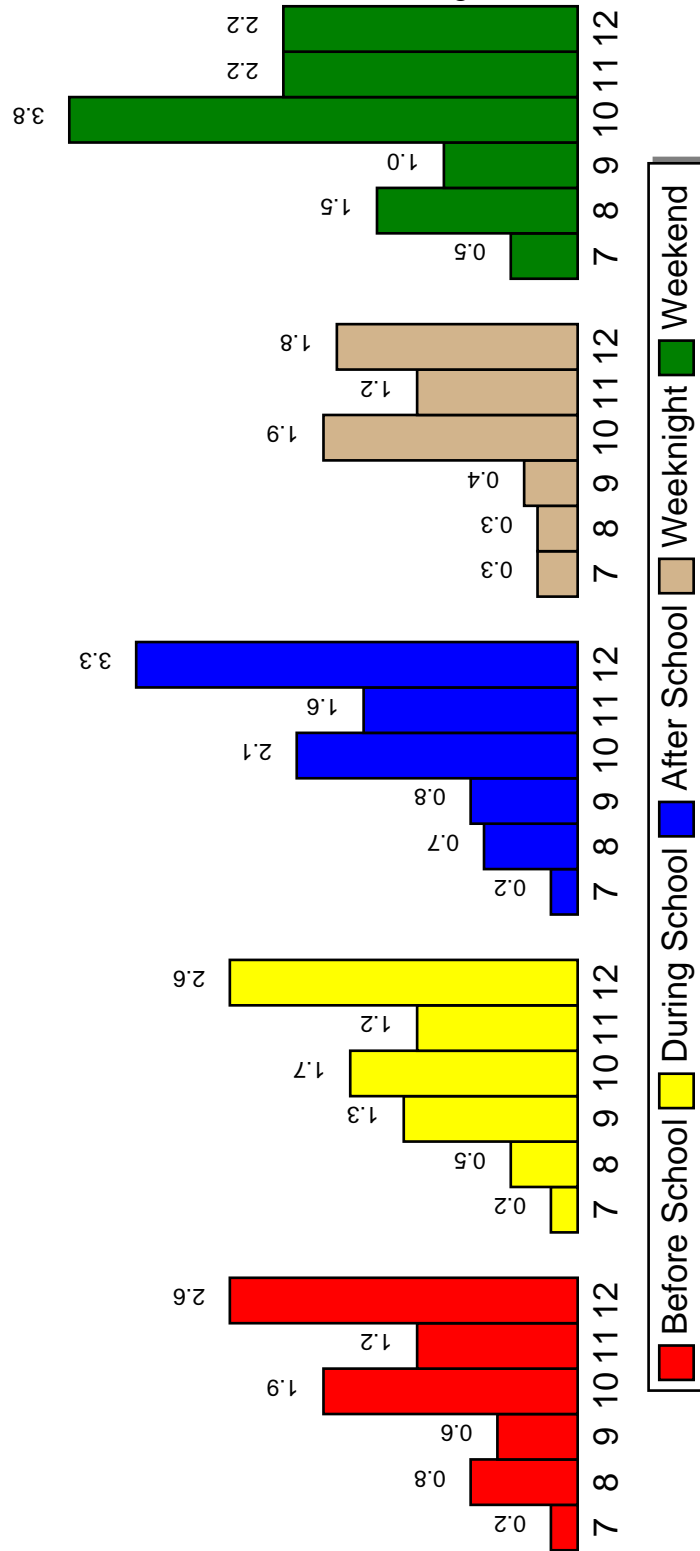
Figure 2.23: When Do You Use Inhalants



Source: PRIDE Surveys

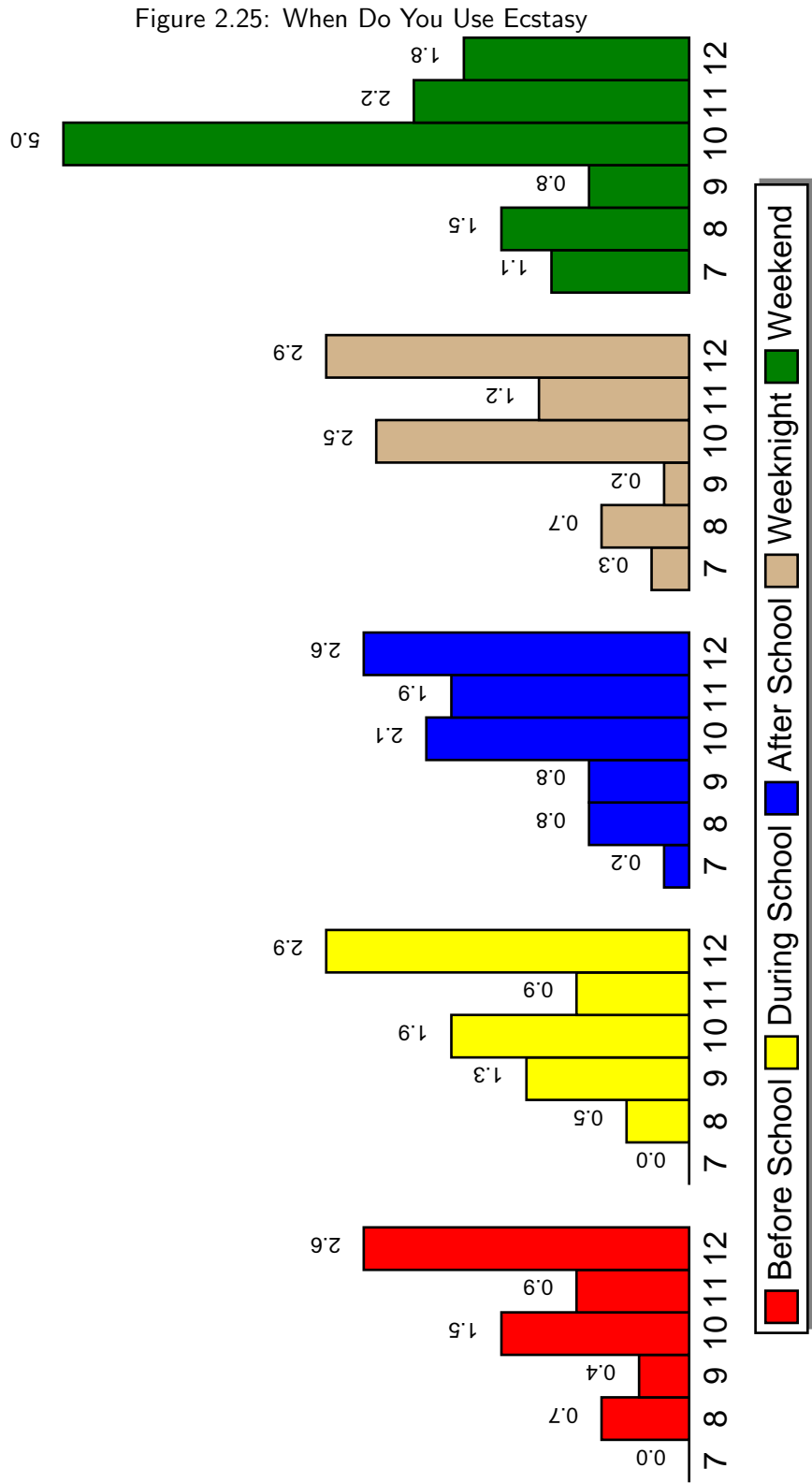
When Do You Use Hallucinogens

Figure 2.24: When Do You Use Hallucinogens



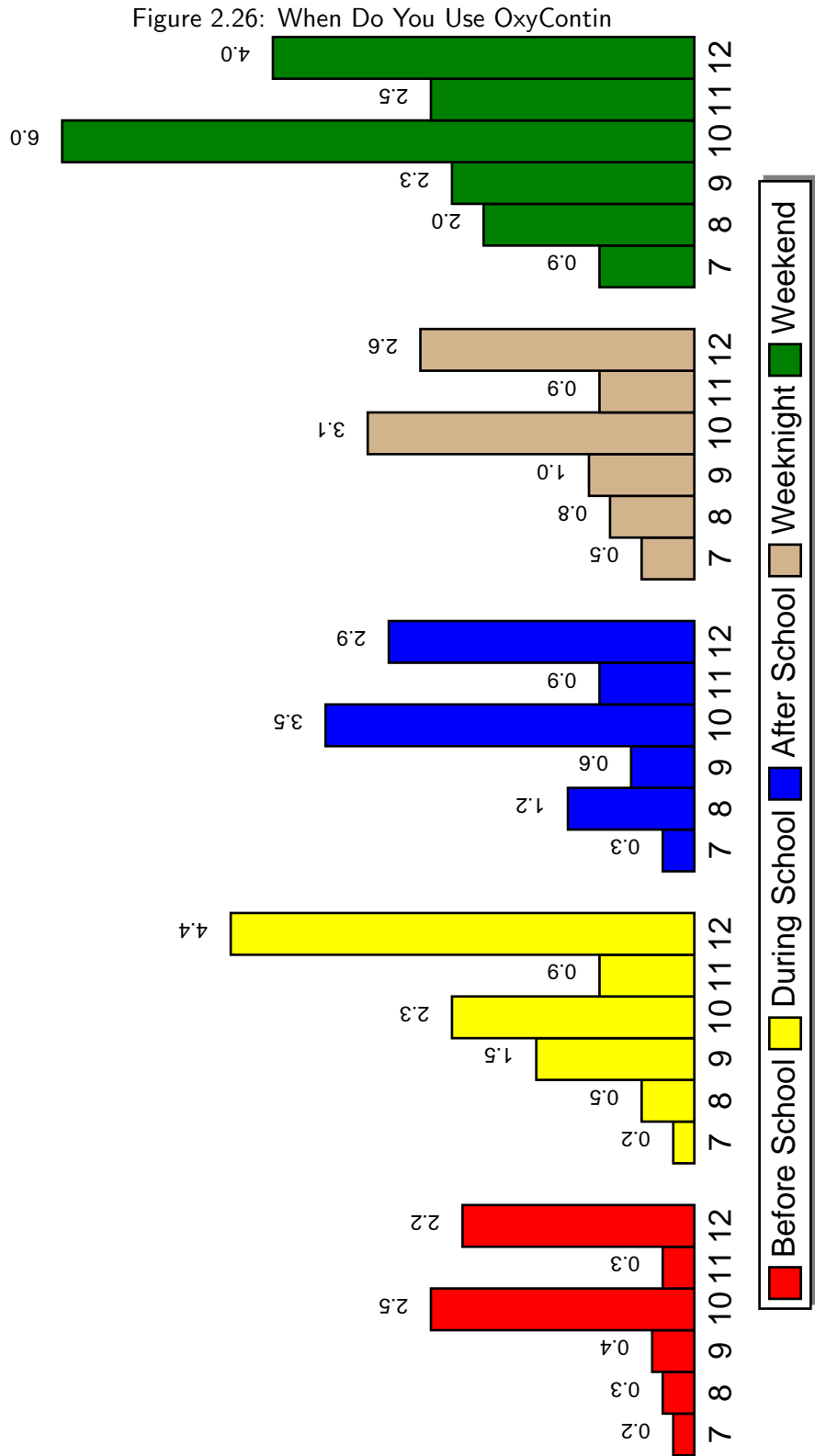
Source: PRIDE Surveys

When Do You Use Ecstasy



Source: PRIDE Surveys

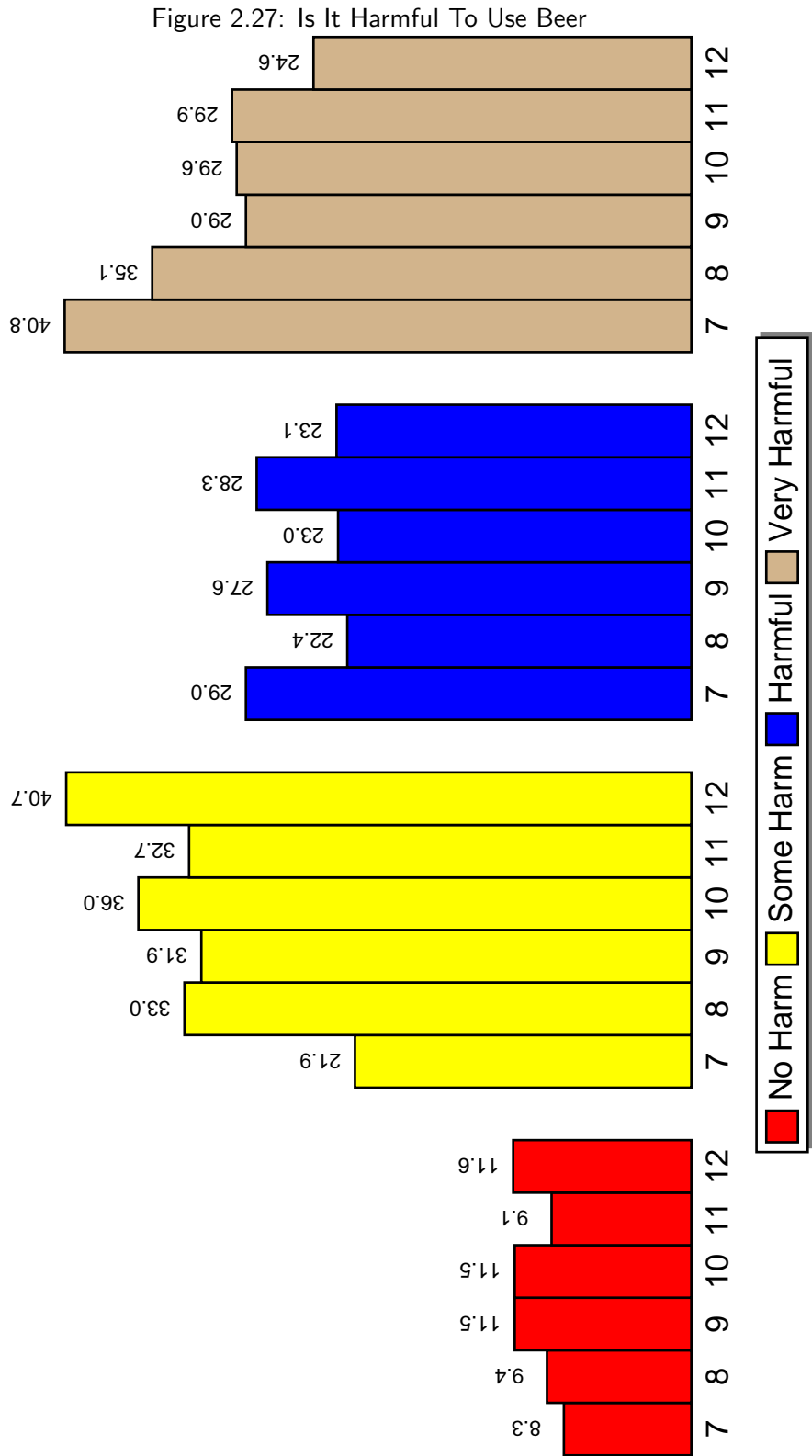
When Do You Use OxyContin



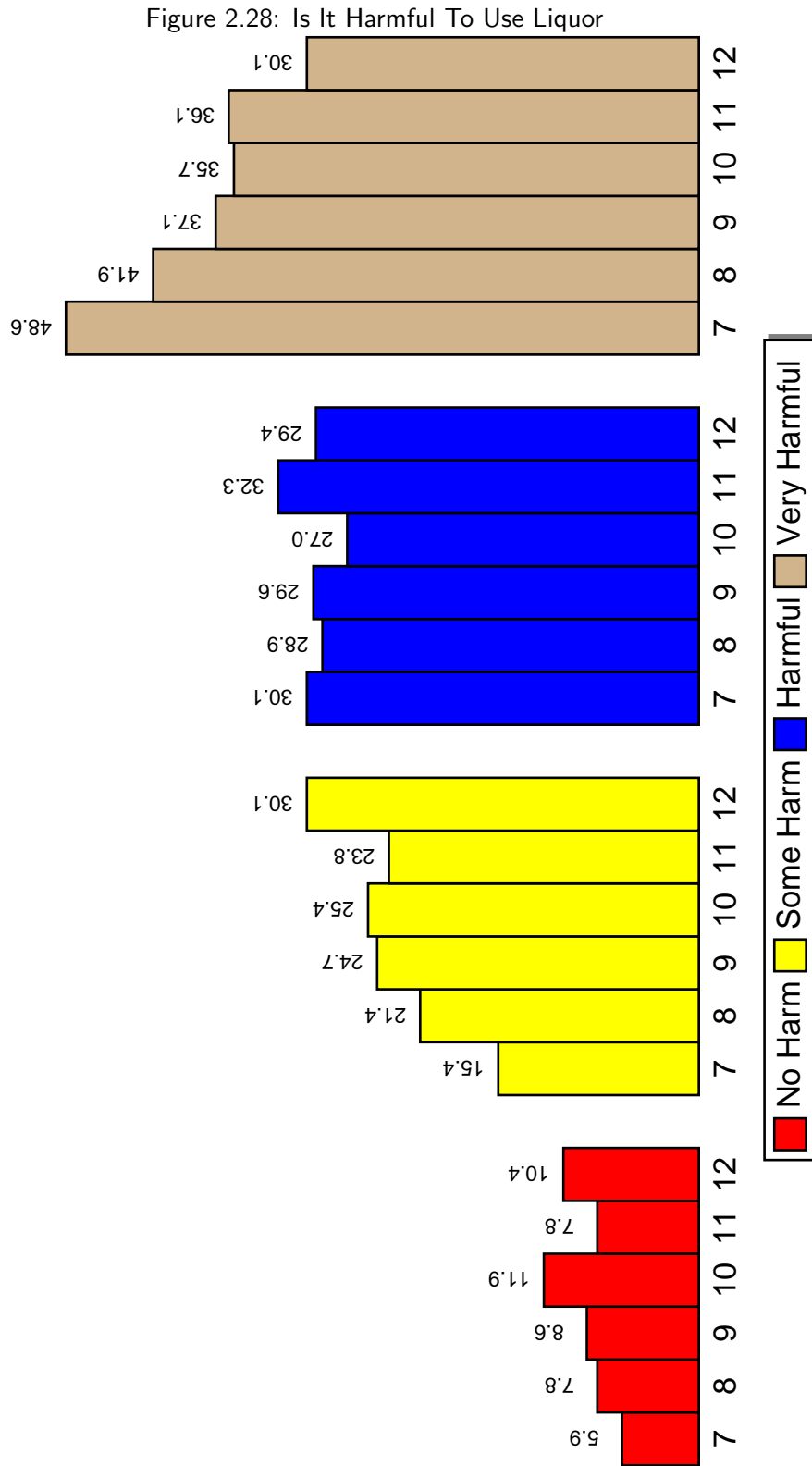
Source: PRIDE Surveys

2.5 Harmfulness to Health

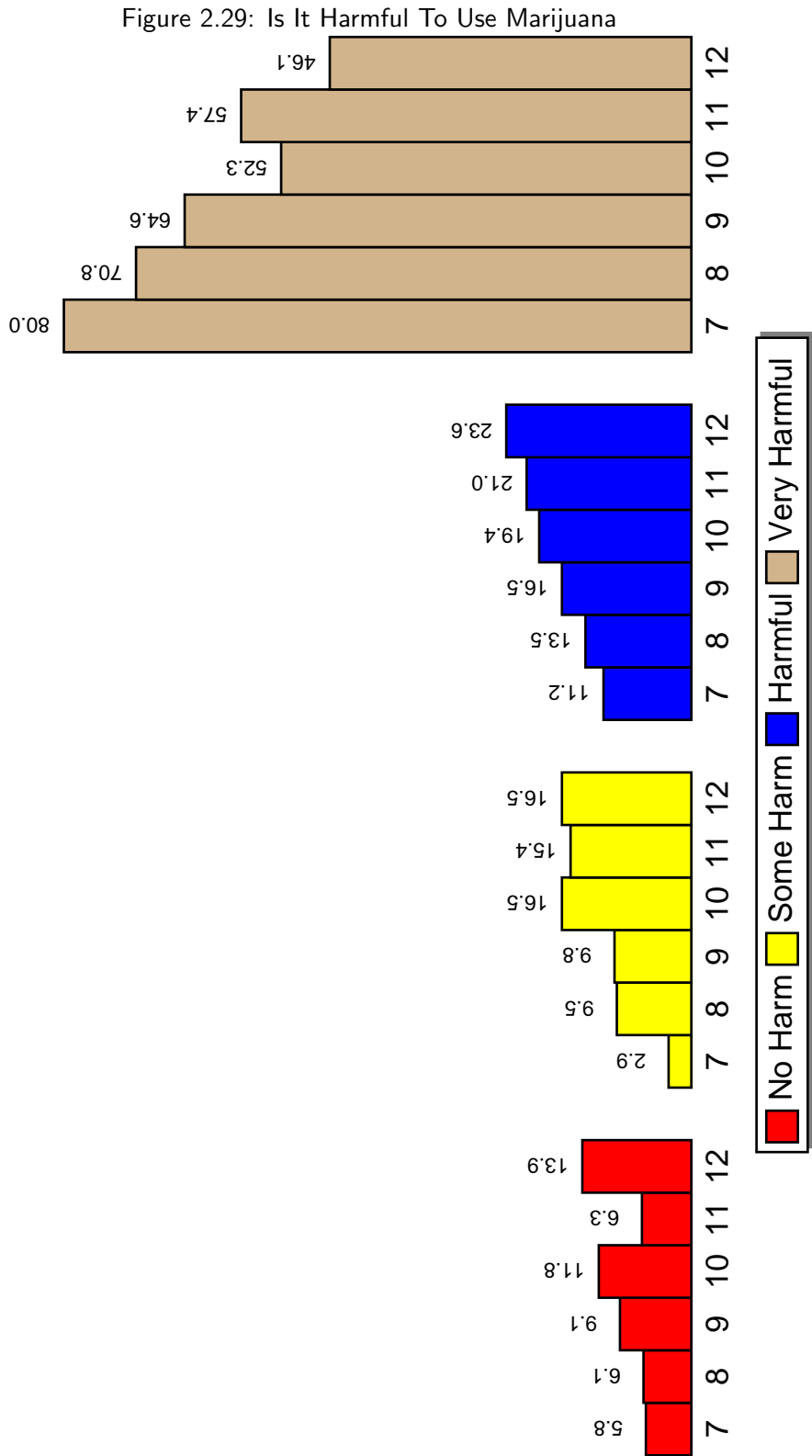
Is It Harmful To Use Beer



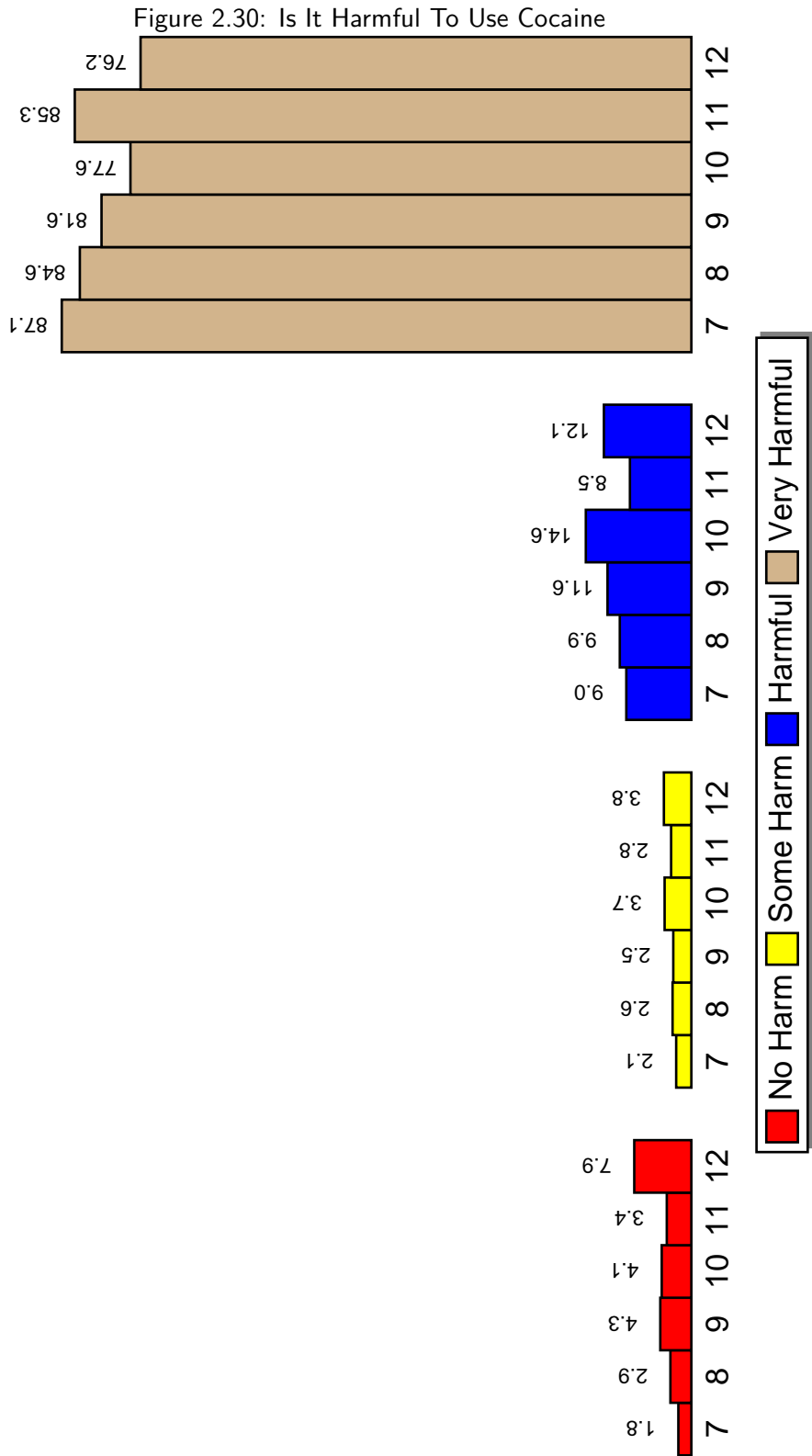
Is It Harmful To Use Liquor



Is It Harmful To Use Marijuana

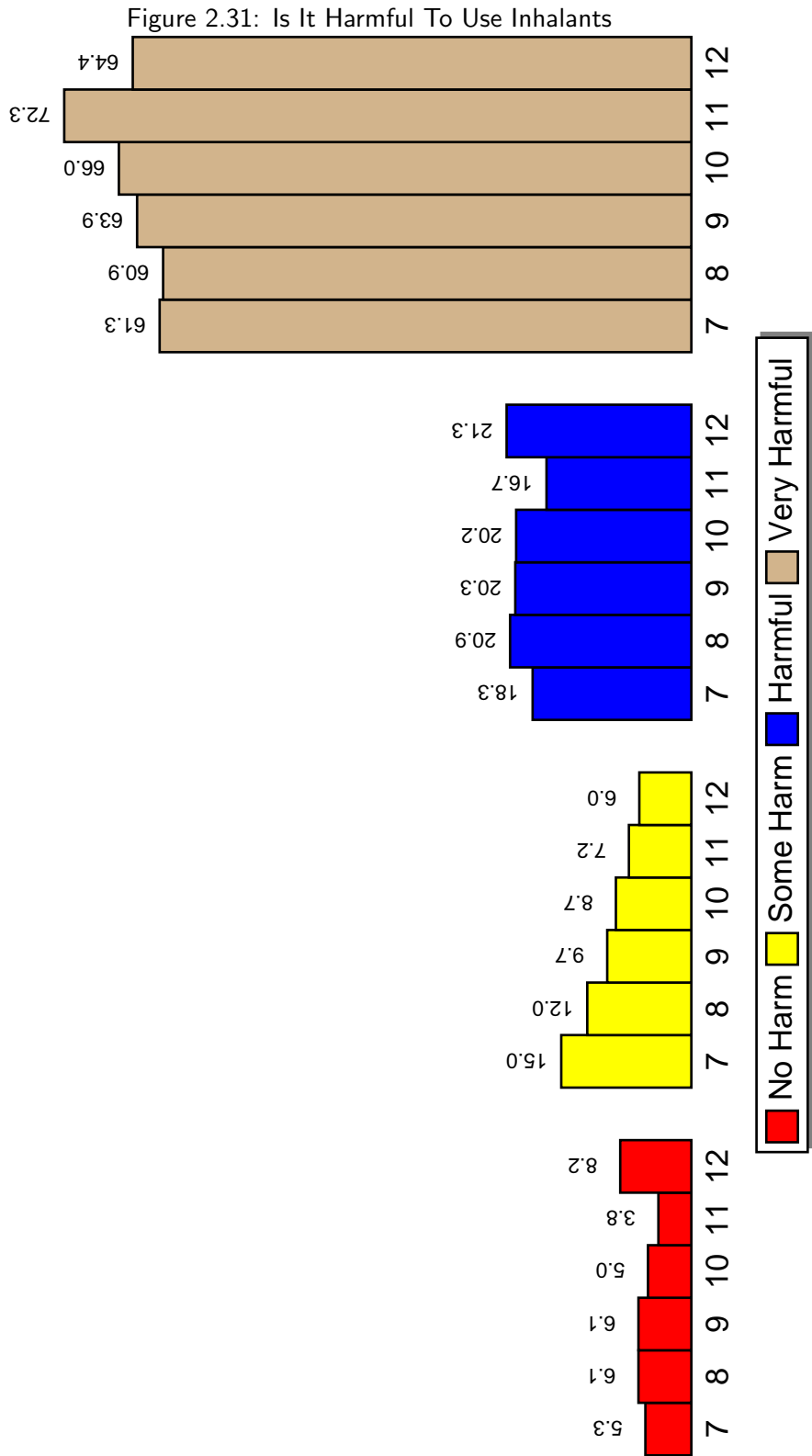


Is It Harmful To Use Cocaine



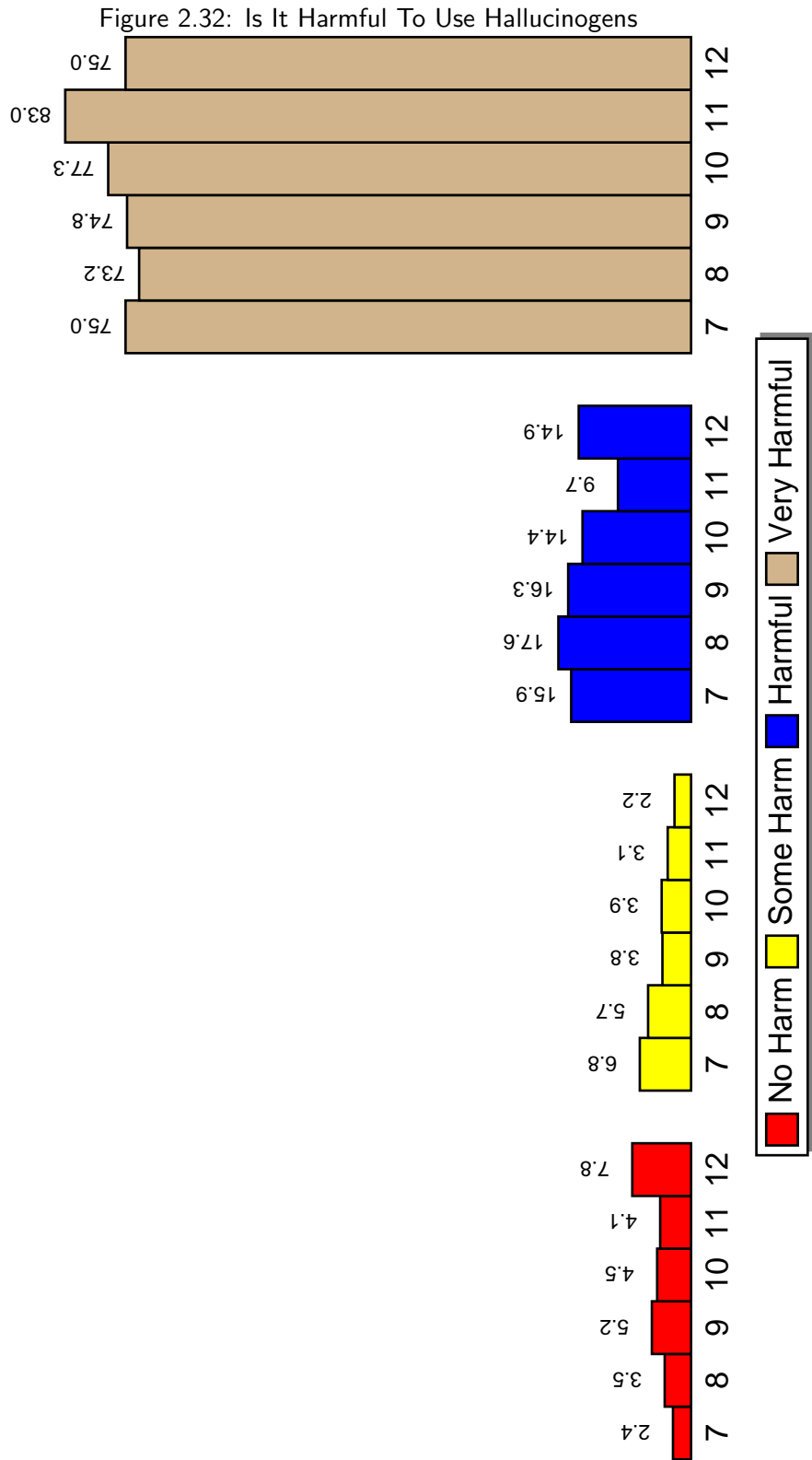
Source: PRIDE Surveys

Is It Harmful To Use Inhalants



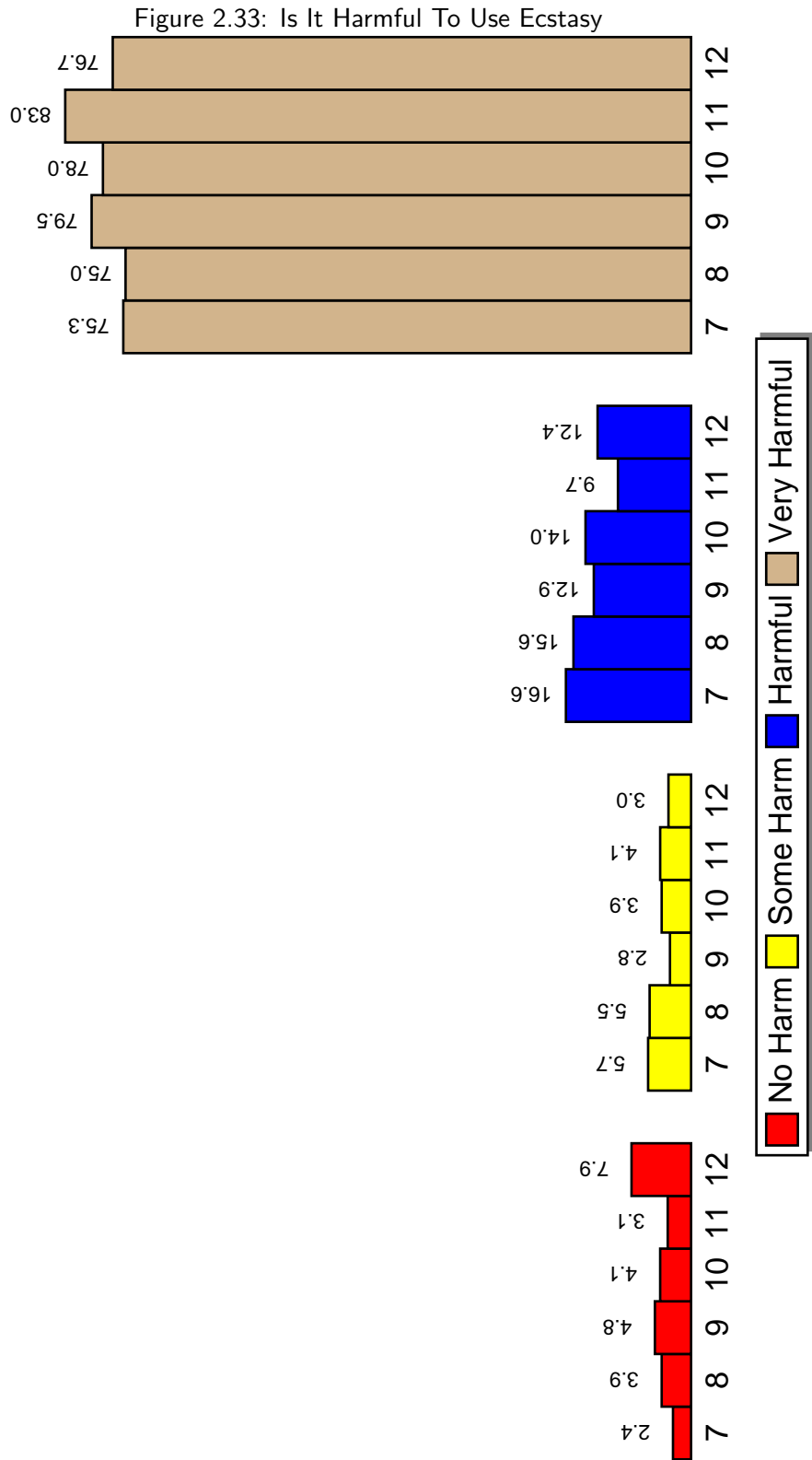
Source: PRIDE Surveys

Is It Harmful To Use Hallucinogens



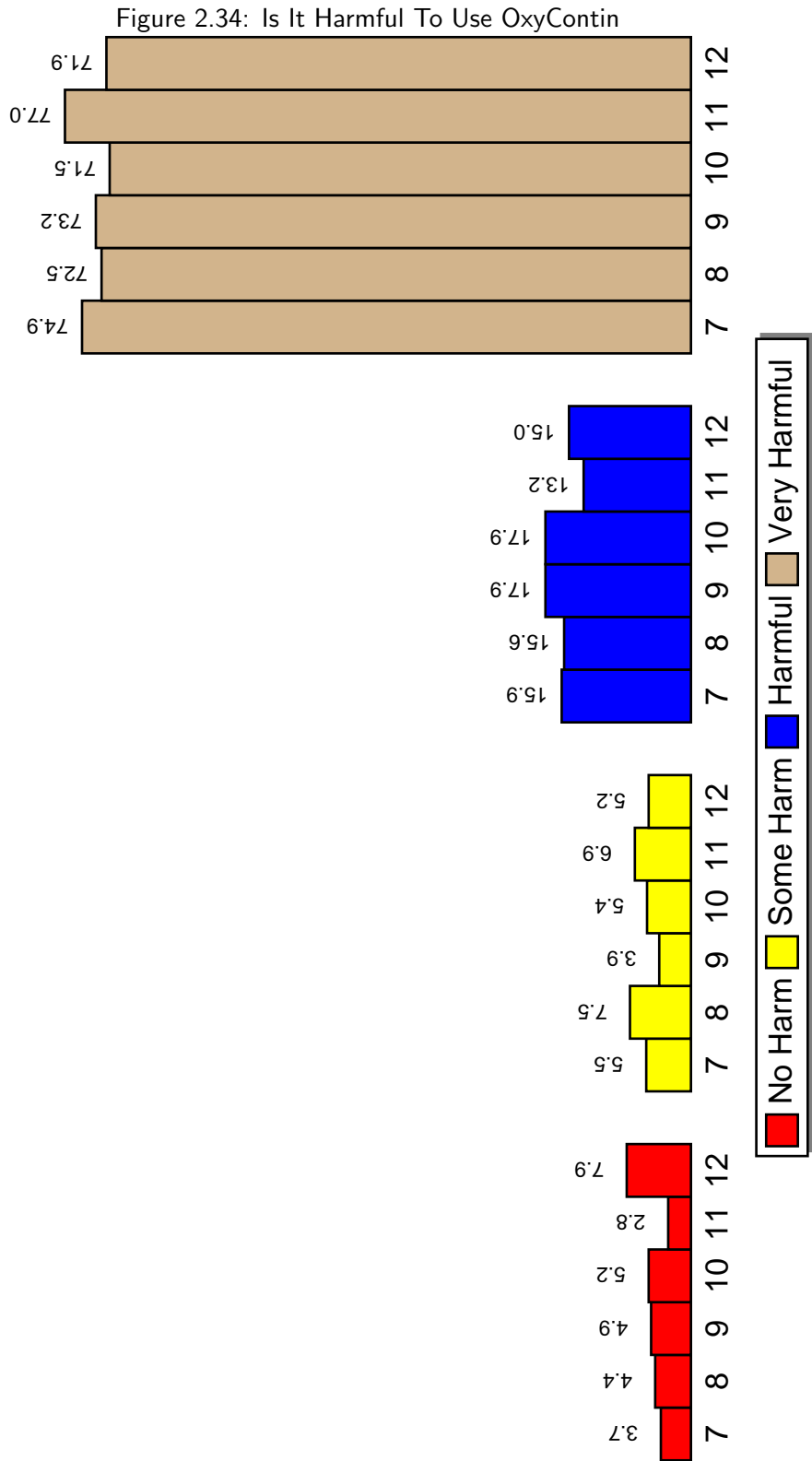
Source: PRIDE Surveys

Is It Harmful To Use Ecstasy



Source: PRIDE Surveys

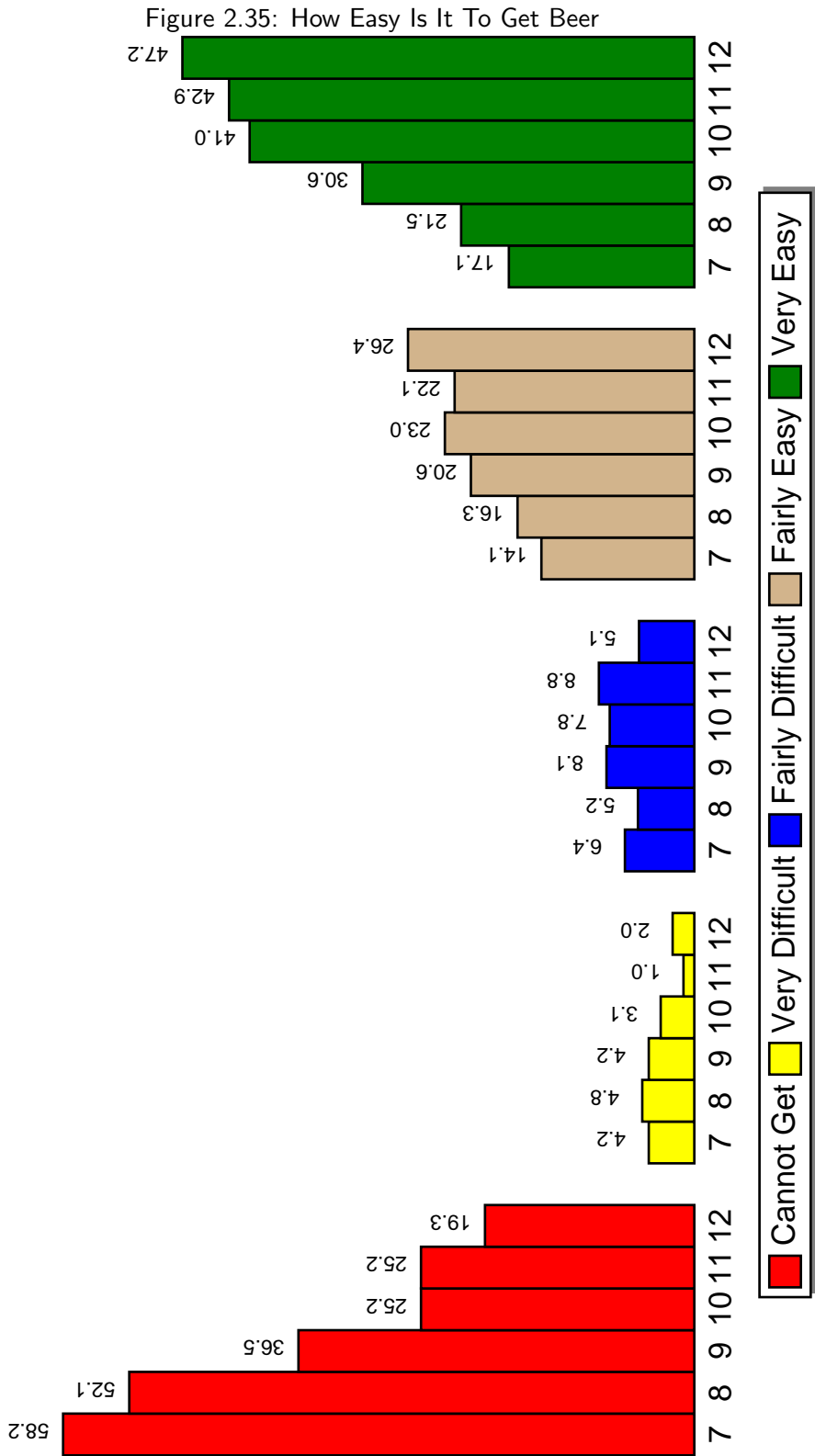
Is It Harmful To Use OxyContin



Source: PRIDE Surveys

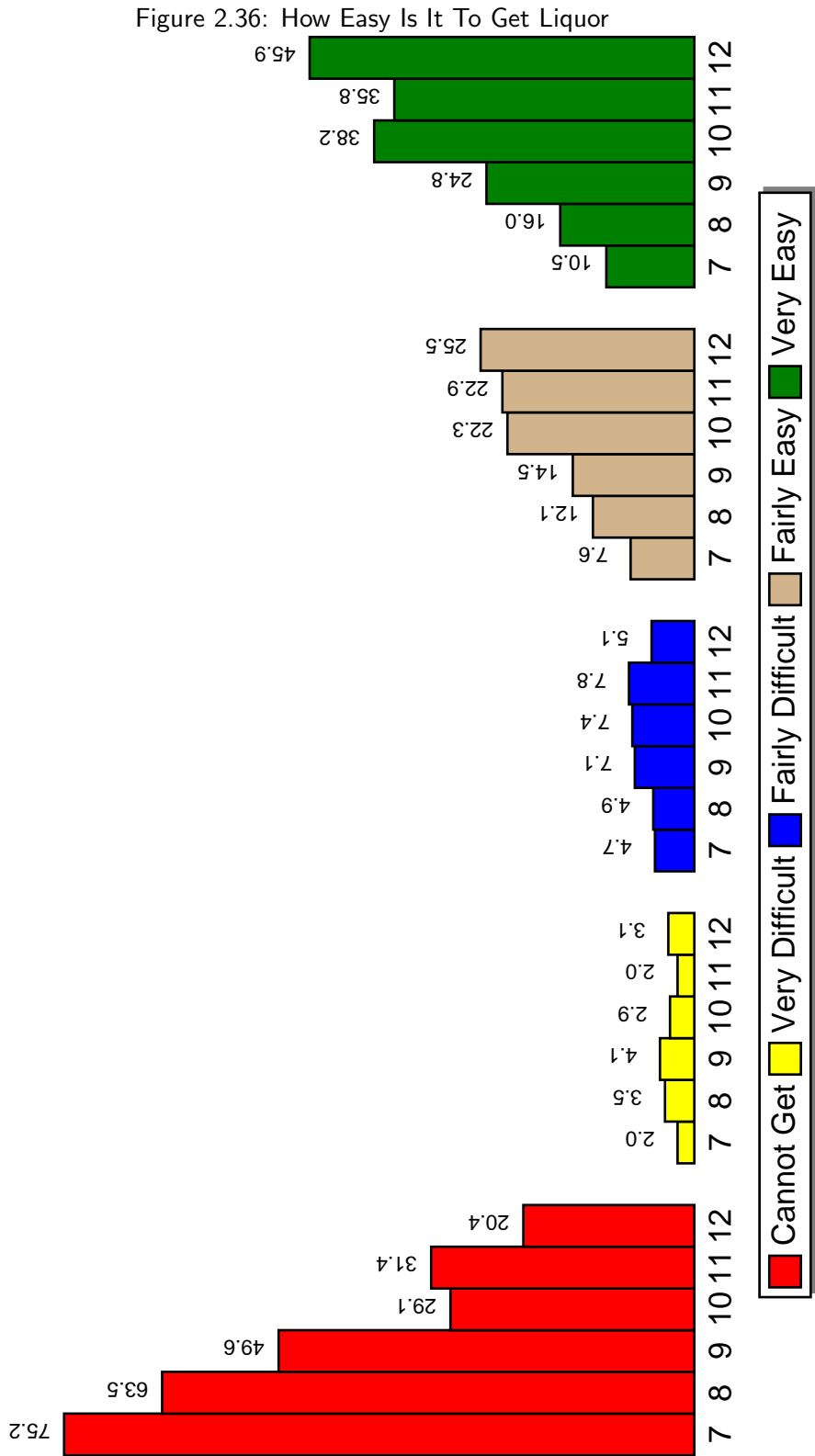
2.6 Availability

How Easy Is It To Get Beer

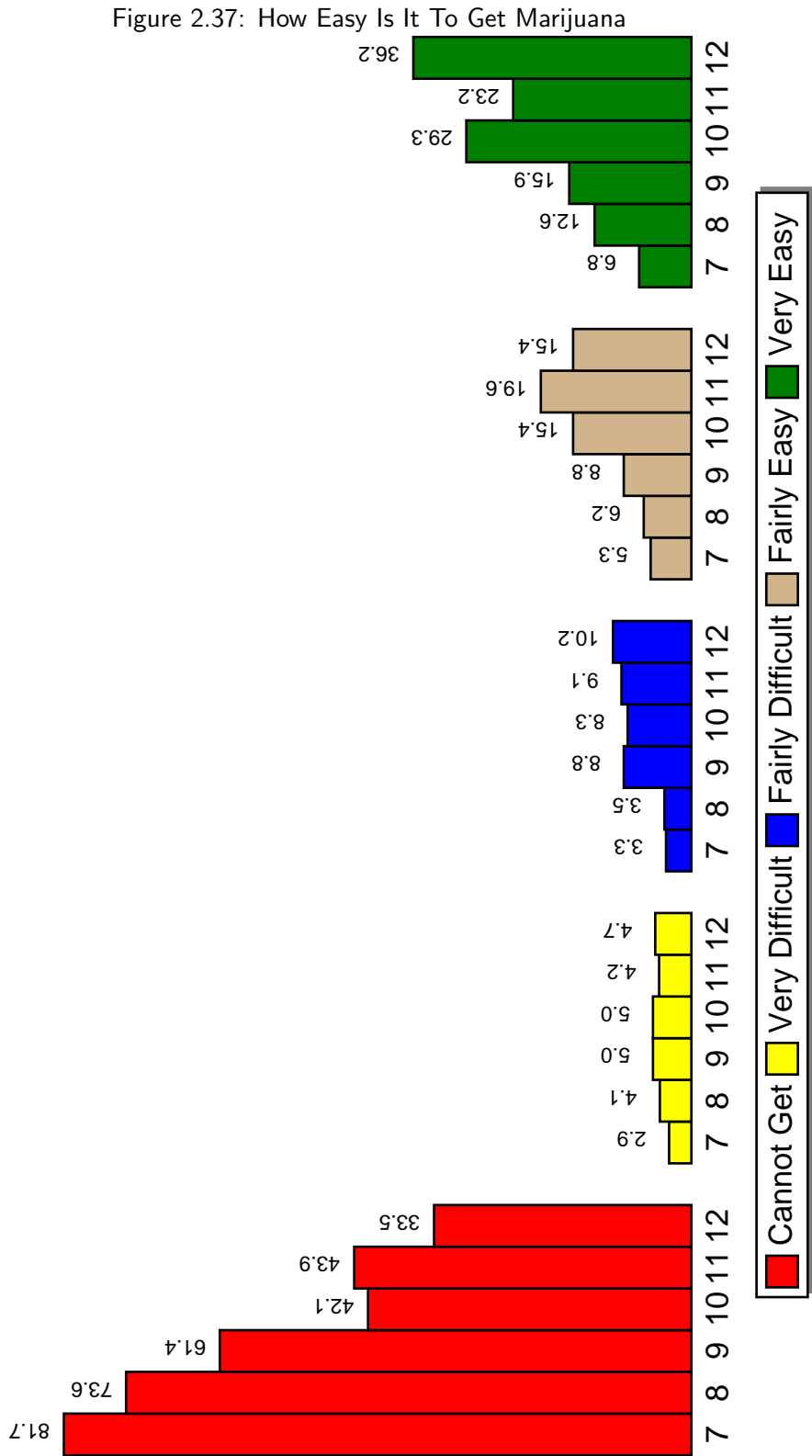


Source: PRIDE Surveys

How Easy Is It To Get Liquor

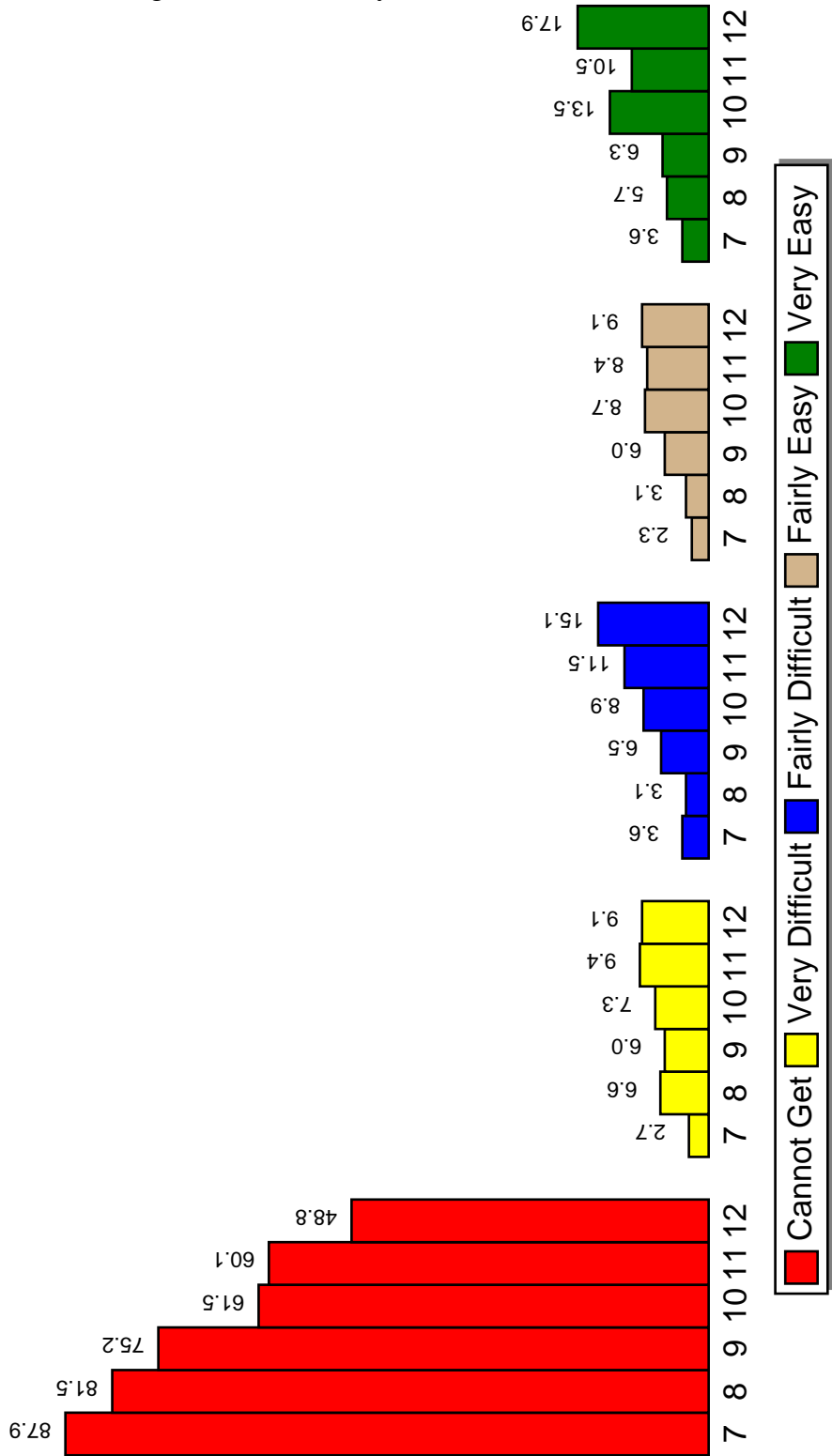


How Easy Is It To Get Marijuana



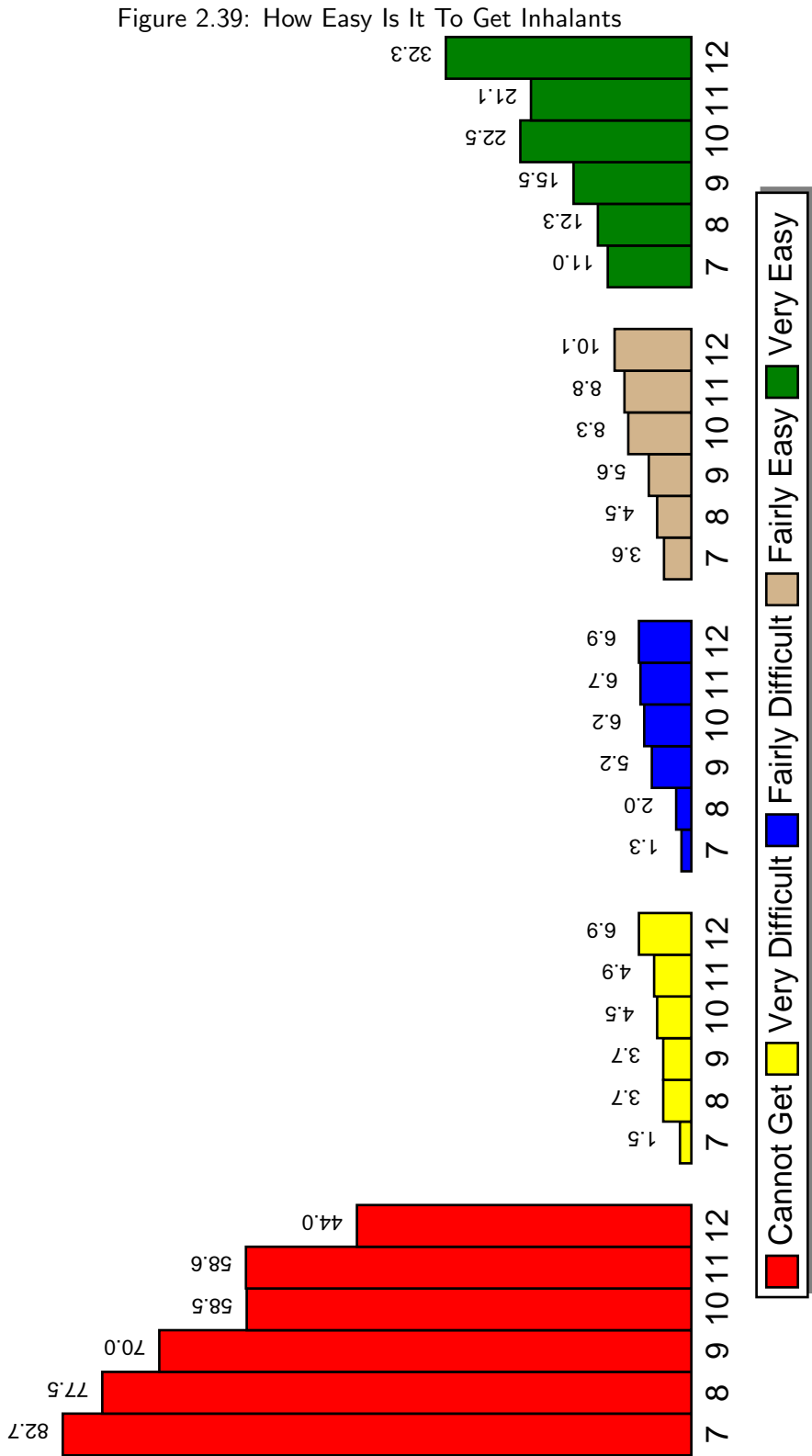
How Easy Is It To Get Cocaine

Figure 2.38: How Easy Is It To Get Cocaine



Source: PRIDE Surveys


How Easy Is It To Get Inhalants



Source: PRIDE Surveys

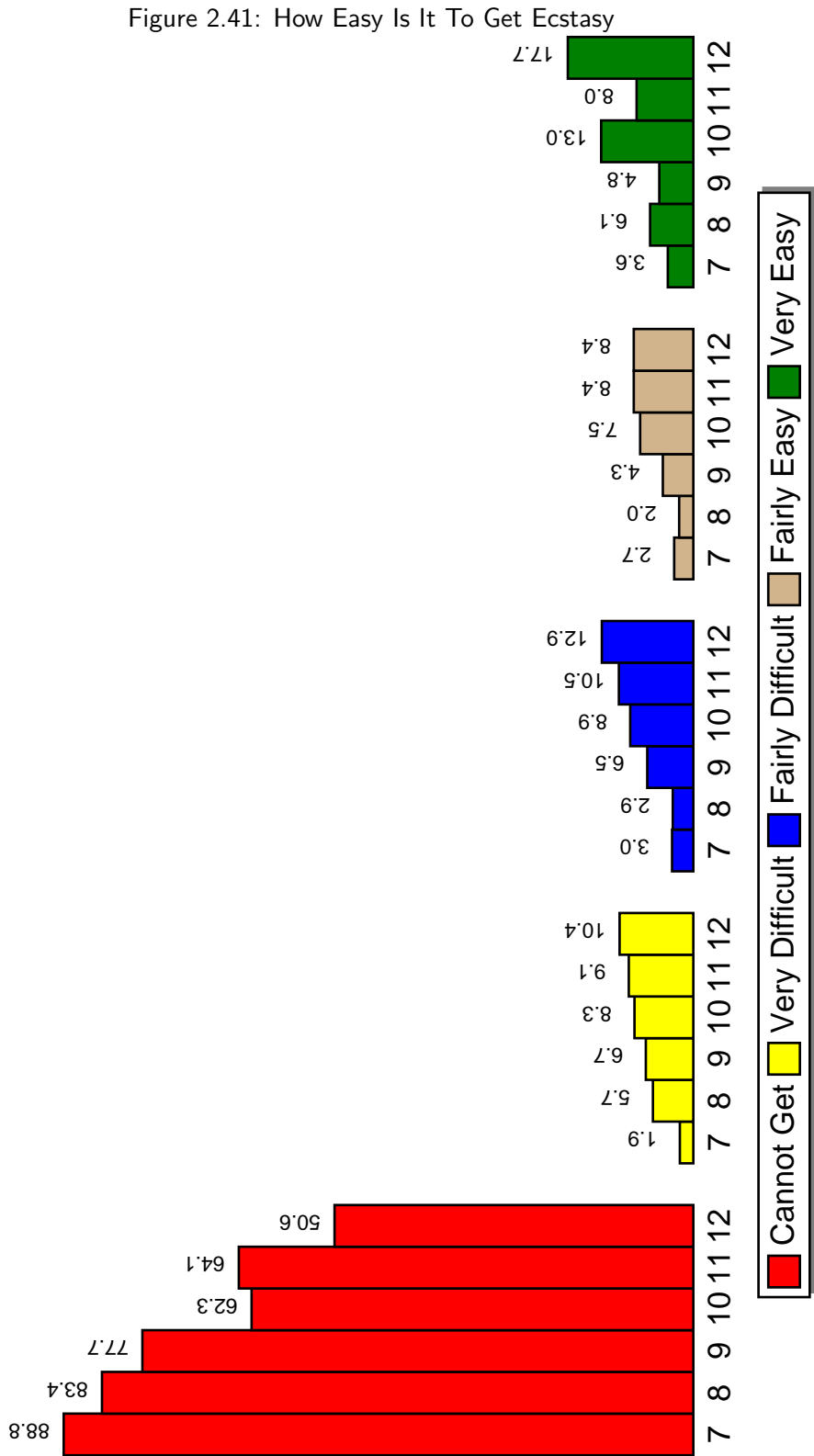
How Easy Is It To Get Hallucinogens

Figure 2.40: How Easy Is It To Get Hallucinogens



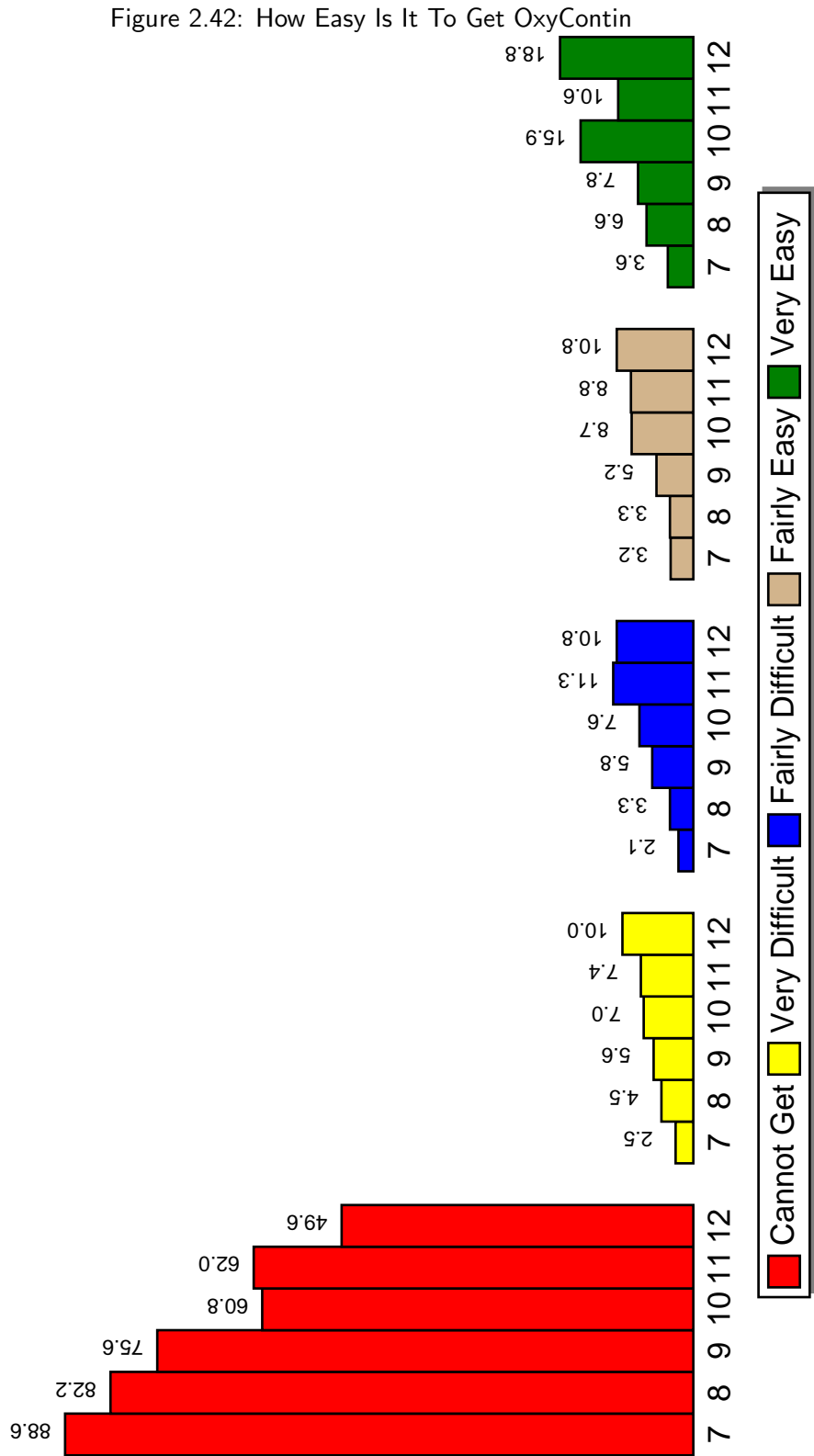
Source: PRIDE Surveys

How Easy Is It To Get Ecstasy



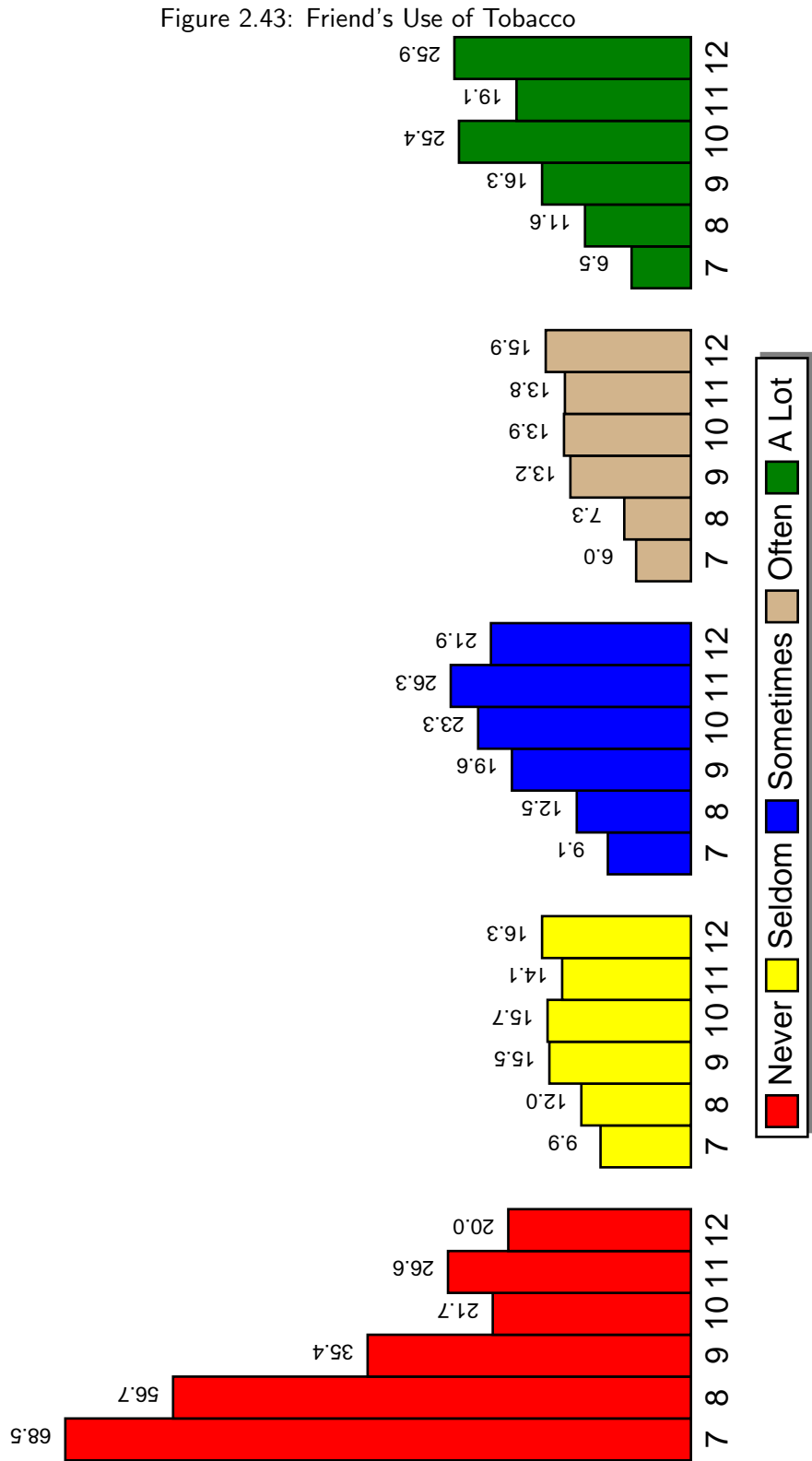
Source: PRIDE Surveys

How Easy Is It To Get OxyContin



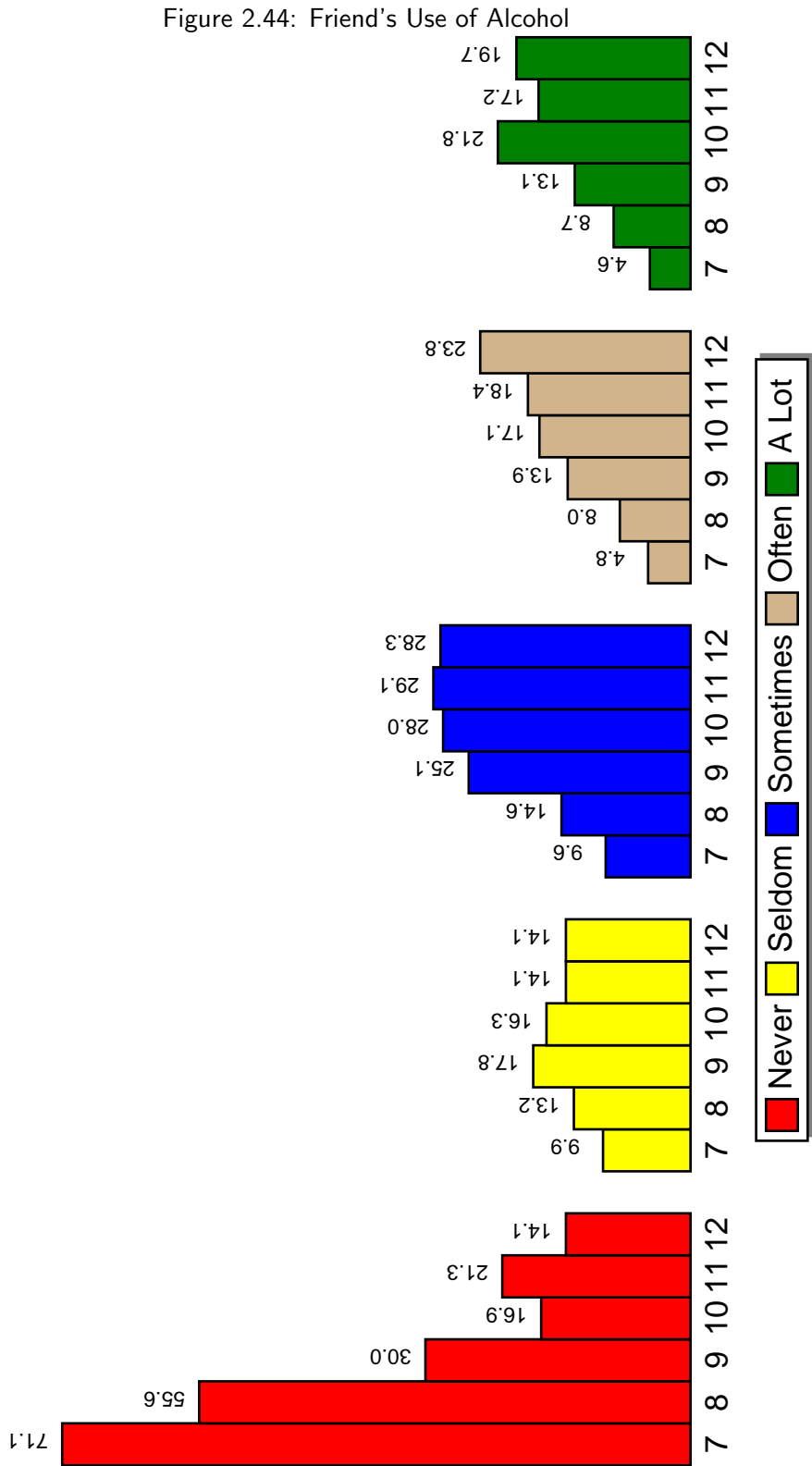
2.7 Friends Use

Friend's Use of Tobacco



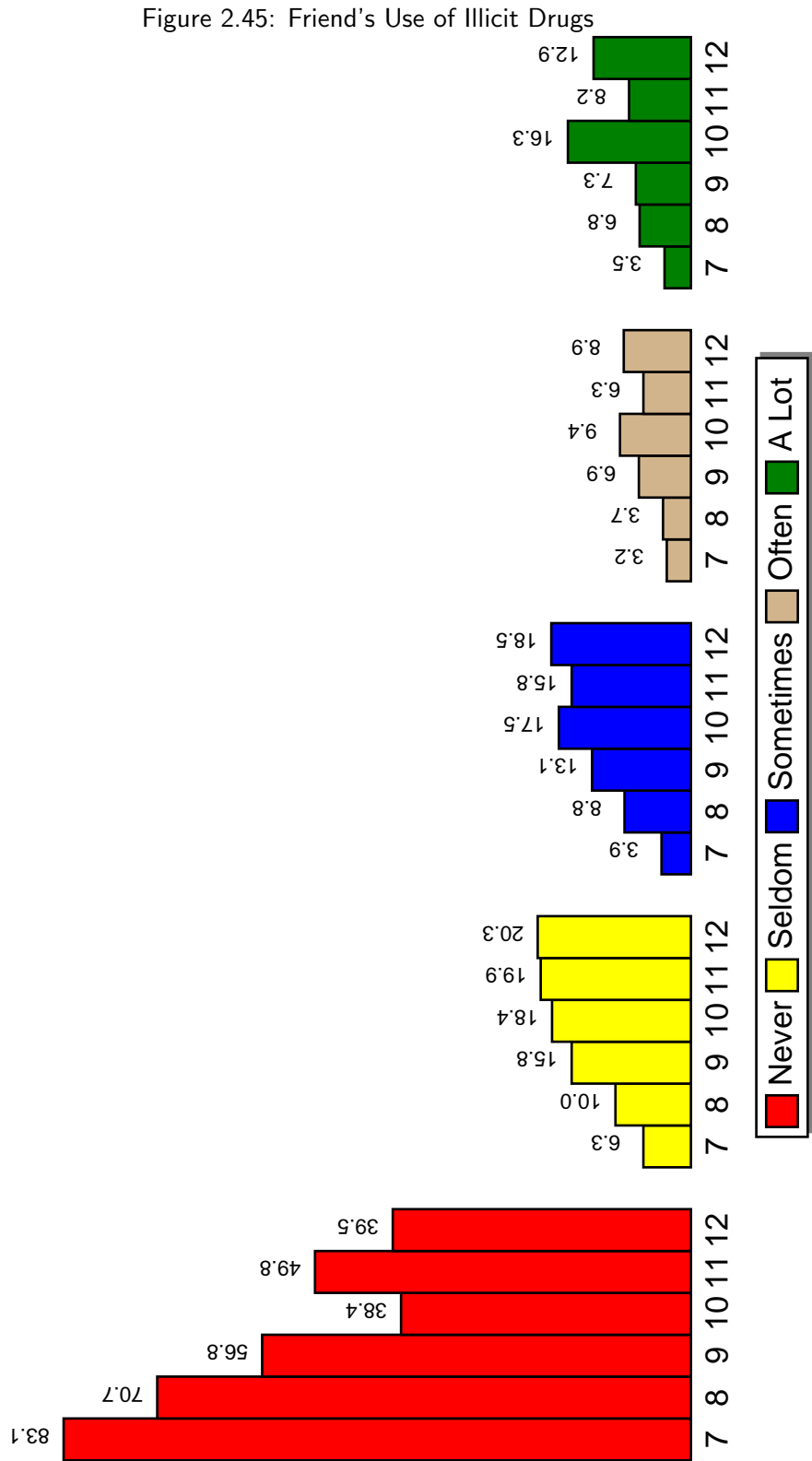
Source: PRIDE Surveys

Friend's Use of Alcohol



Source: PRIDE Surveys

Friend's Use of Illicit Drugs



Source: PRIDE Surveys

Chapter 3

Advanced Graphics

The following graphs will assist you in understanding the relationship of student behavior to alcohol and other drug usage. You are encouraged to make presentations to school faculty, parents, media, and other audiences in the community.

The graphs on effect of use present data on how intoxicated students become when they use particular drugs. These figures are calculated by looking at the question *What Effect Do You Most Often Get When You ...*. The percentage is calculated as follows; Of those students who reported some use (i.e. all students whose response to the question was other than *Do Not Use*), the percentage of students who responded either *Very High* or *Bombed*. Typically, even though use of most illicit drugs may not seem very high, when they are used by students a high percentage of those students become very intoxicated. This would indicate that there is very little *casual* use of illicit drugs. Students tend to take these drugs in order to become intoxicated.

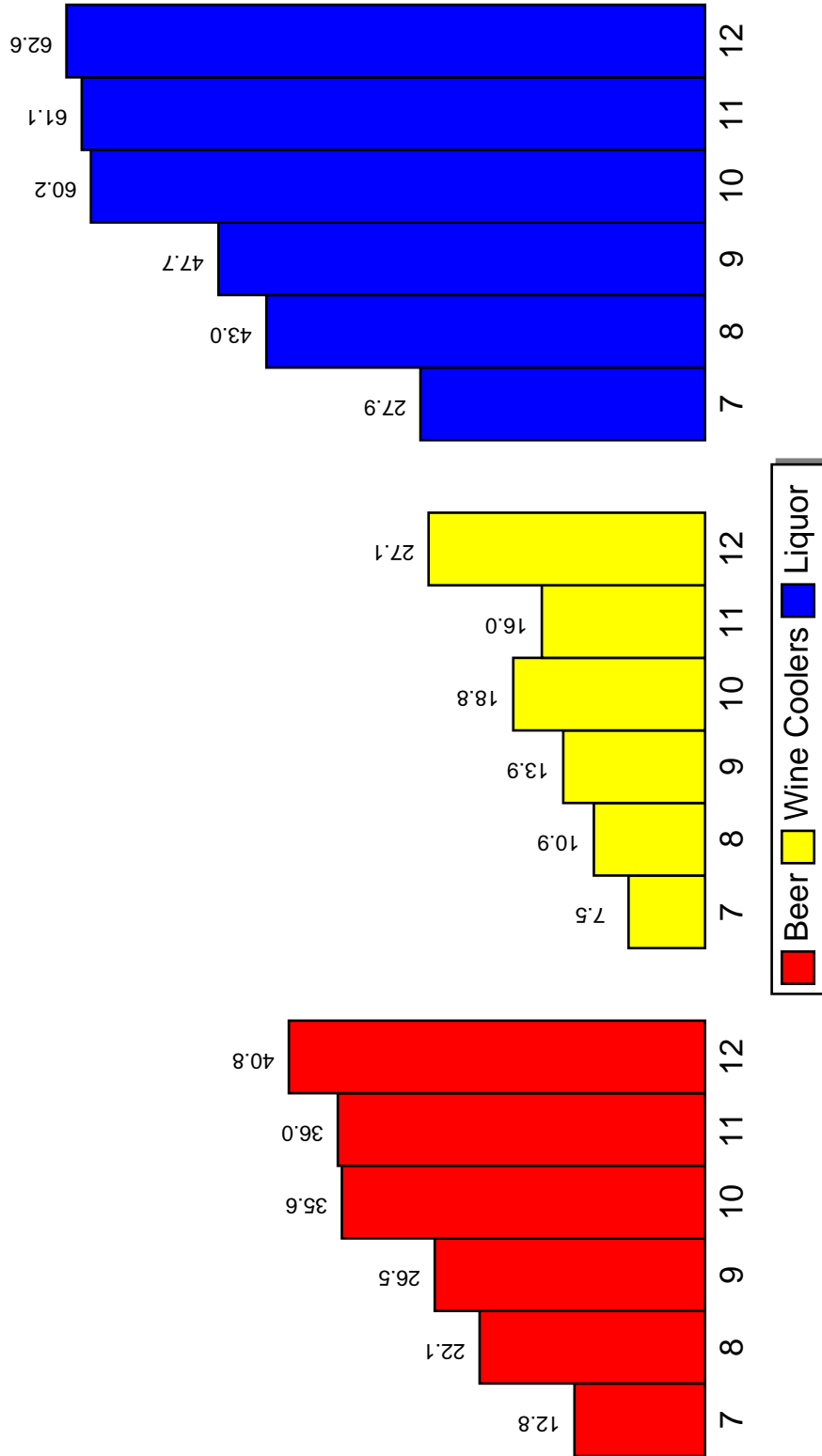
The graphs on frequency of use by sex present data on gateway and illicit drug use broken down by male and female students.

The graphs on illicit drug use by risk & protective factors show for each category of a risk or protective factor question the percentage of students who report using illicit drugs. For example, on the question of taking part in school activities, if the bar labeled NEVER was 40%, this means that of those students who responded NEVER to the question 40% reported using an illicit drug.

3.1 Effect of Use By Students Who Use Drugs

Figure 3.1: % Students Who Get Very High or Bomed When Using Beer, Wine Coolers or Liquor

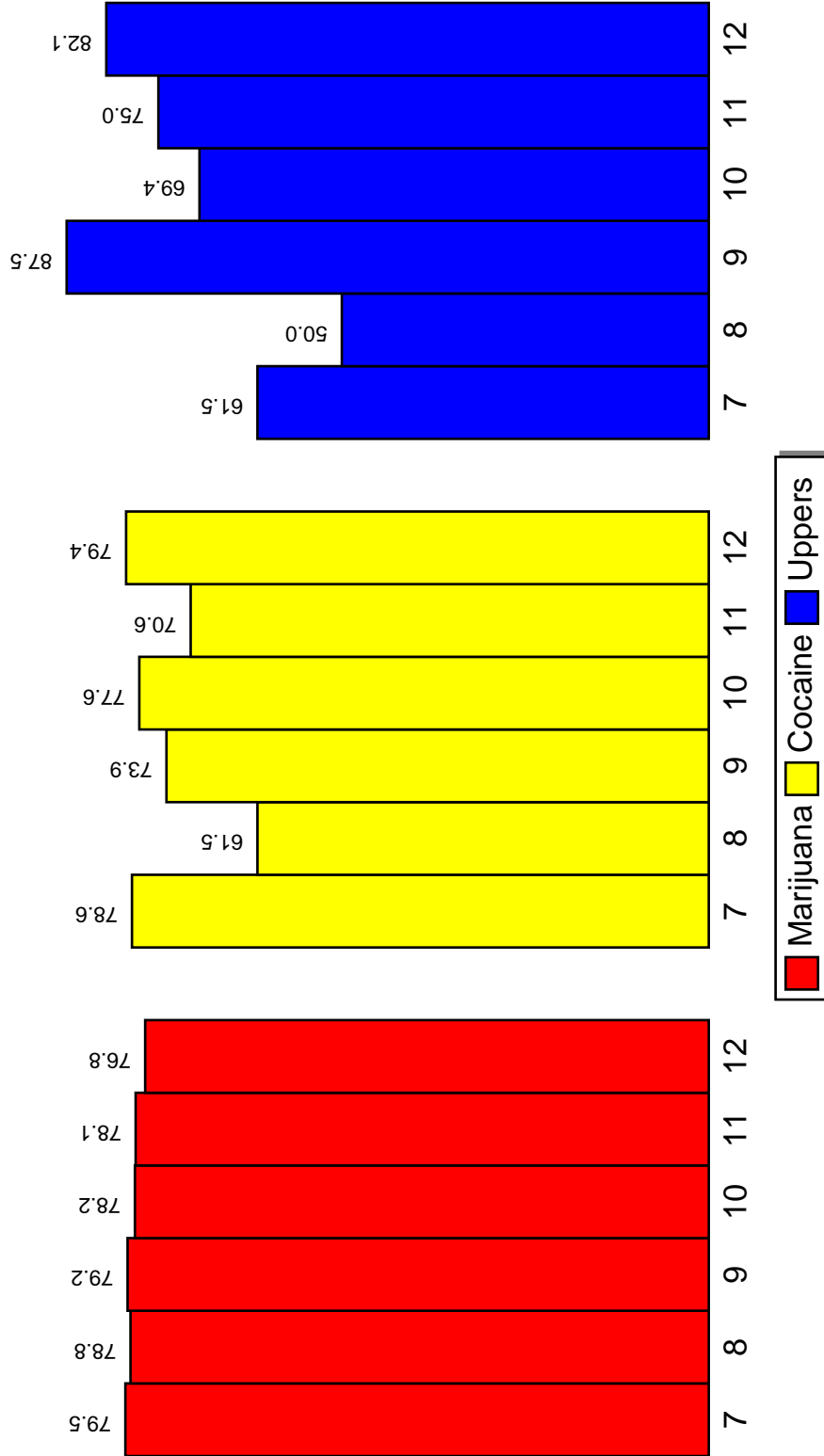
% Students Who Get Very High or Bomed When Using Beer, Wine Coolers or Liquor



Source: PRIDE Surveys

Figure 3.2: % Students Who Get Very High or Bomed When Using Marijuana, Cocaine or Uppers

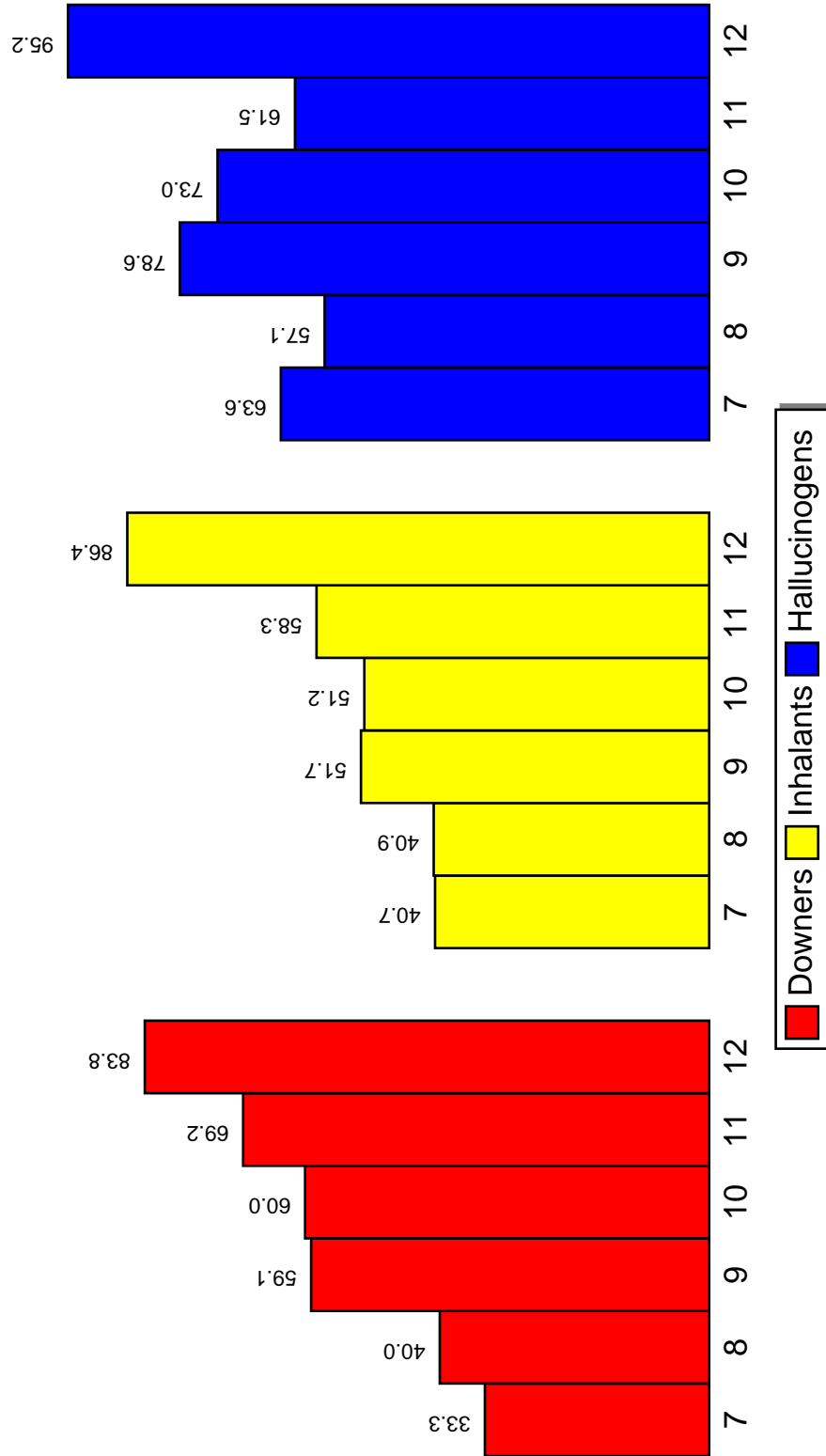
% Students Who Get Very High or Bombed When Using Marijuana, Cocaine or Uppers



Source: PRIDE Surveys

Figure 3.3: % Students Who Get Very High or Bomed When Using Downers, Inhalants or Hallucinogens

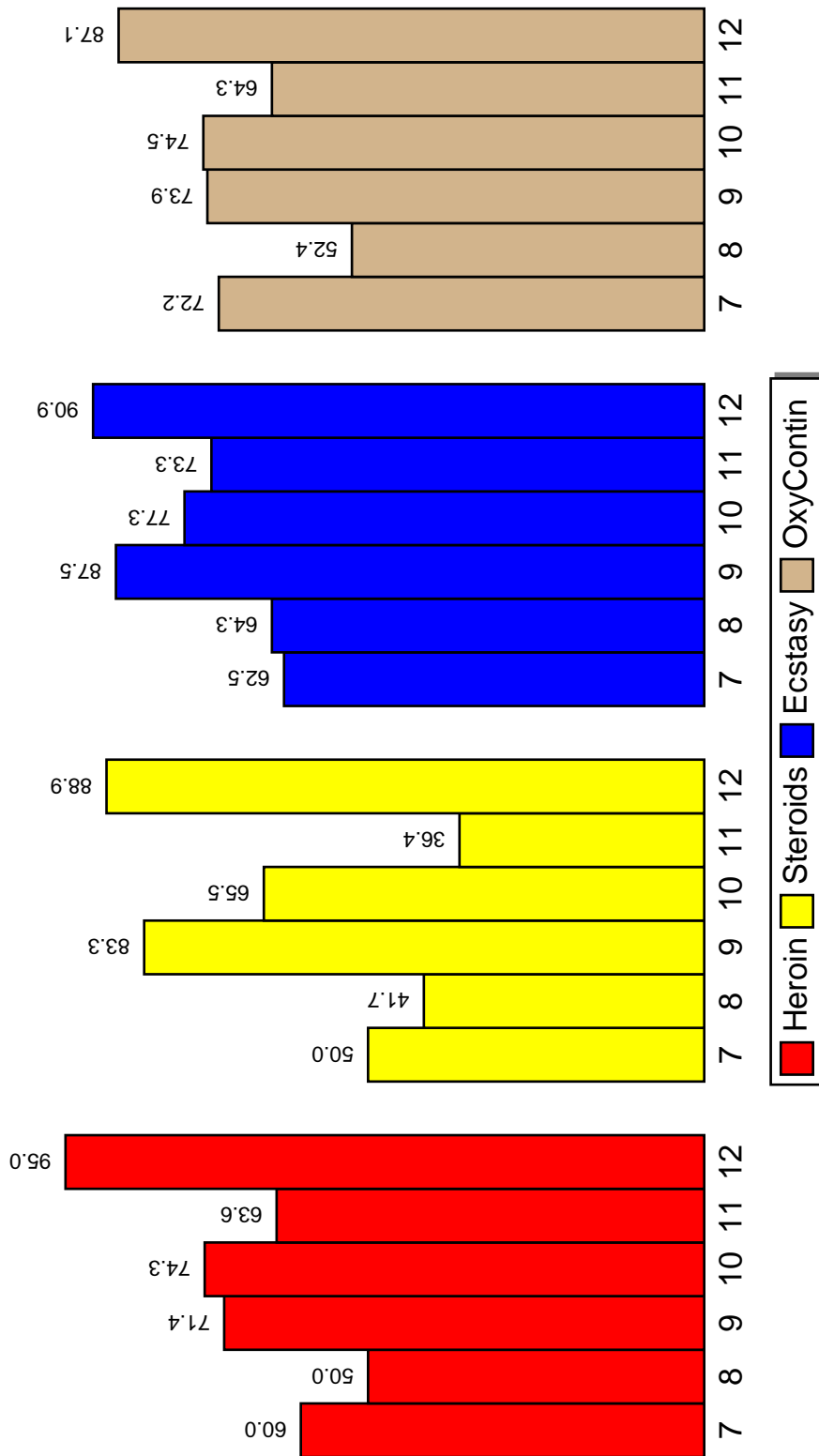
% Students Who Get Very High or Bomed When Using Downers, Inhalants or Hallucinogens



Source: PRIDE Surveys

Figure 3.4: % Students Who Get Very High or Bomed When Using Heroin, Steroids, Ecstasy or OxyContin

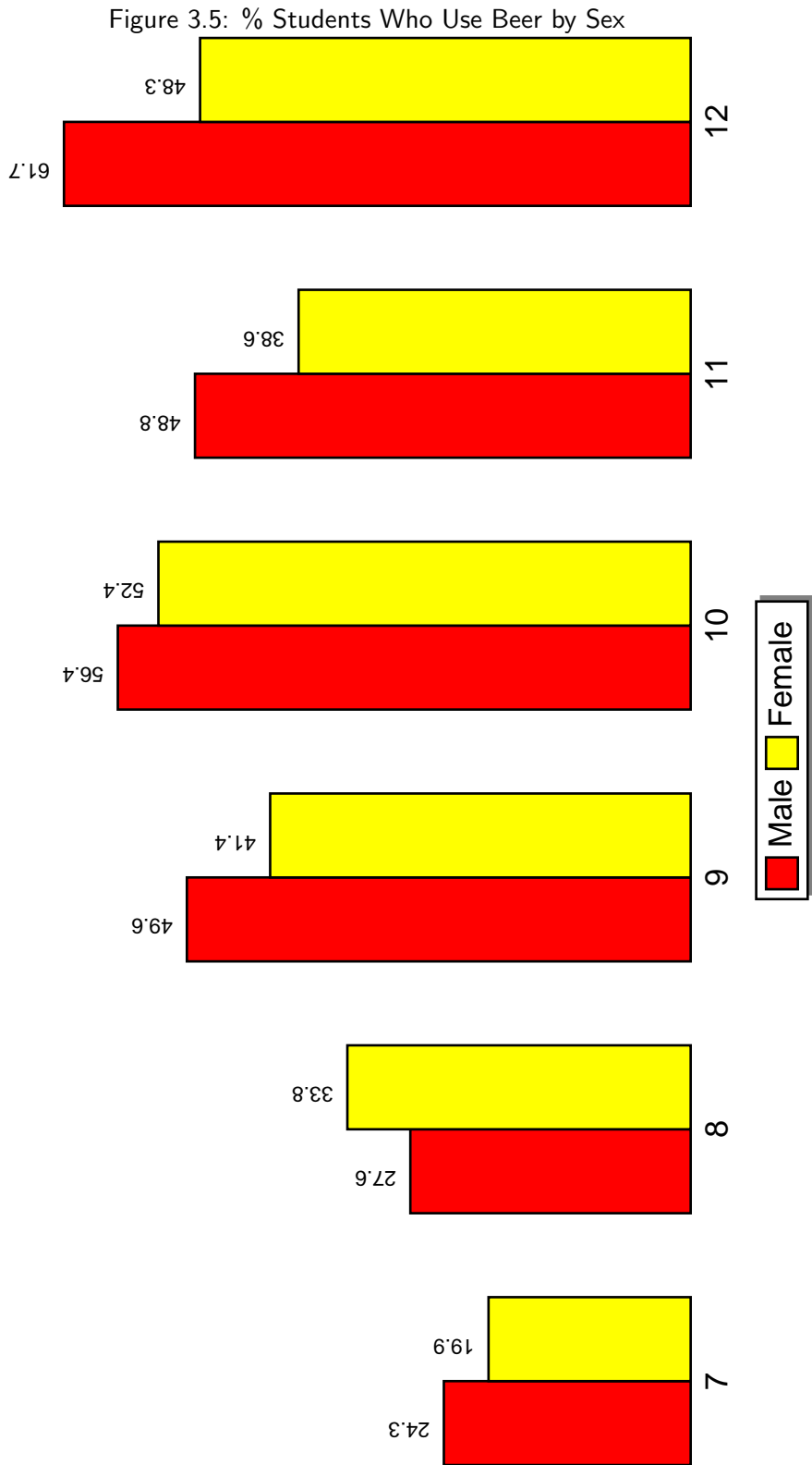
% Students Who Get Very High or Bomed When Using Heroin, Steroids, Ecstasy or OxyContin



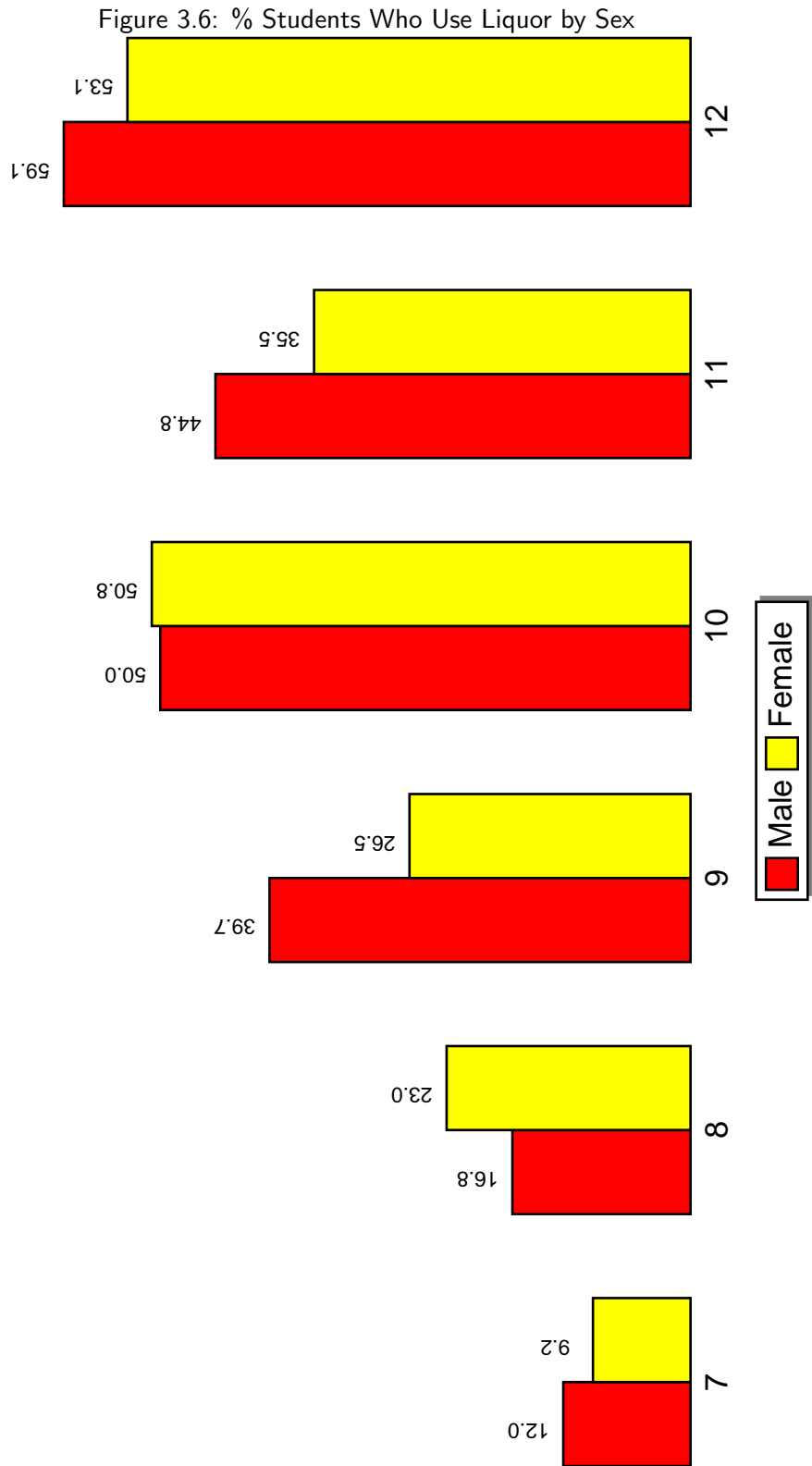
Source: PRIDE Surveys

3.2 Frequency of Use by Sex

% Students Who Use Beer by Sex

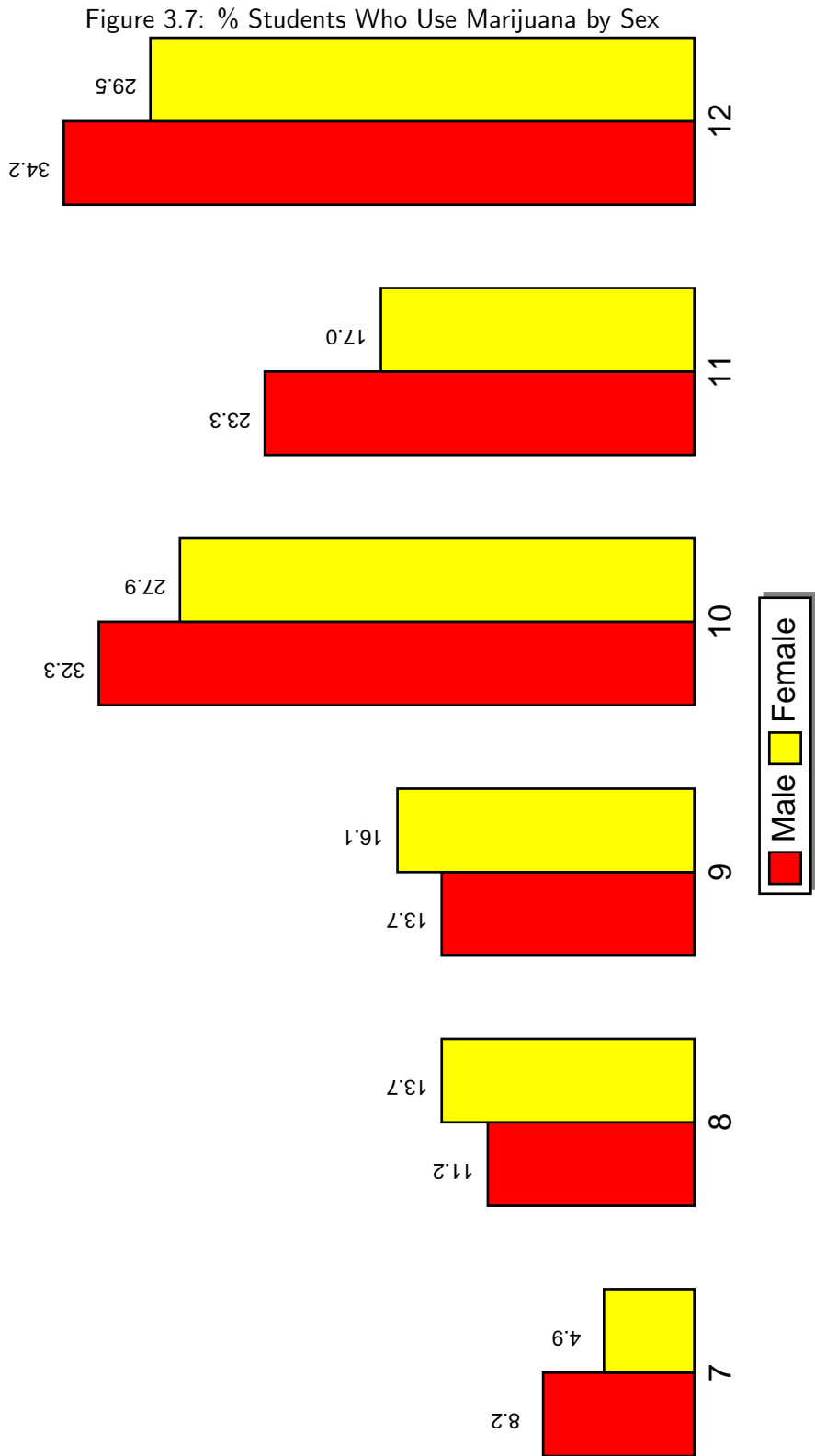


% Students Who Use Liquor by Sex



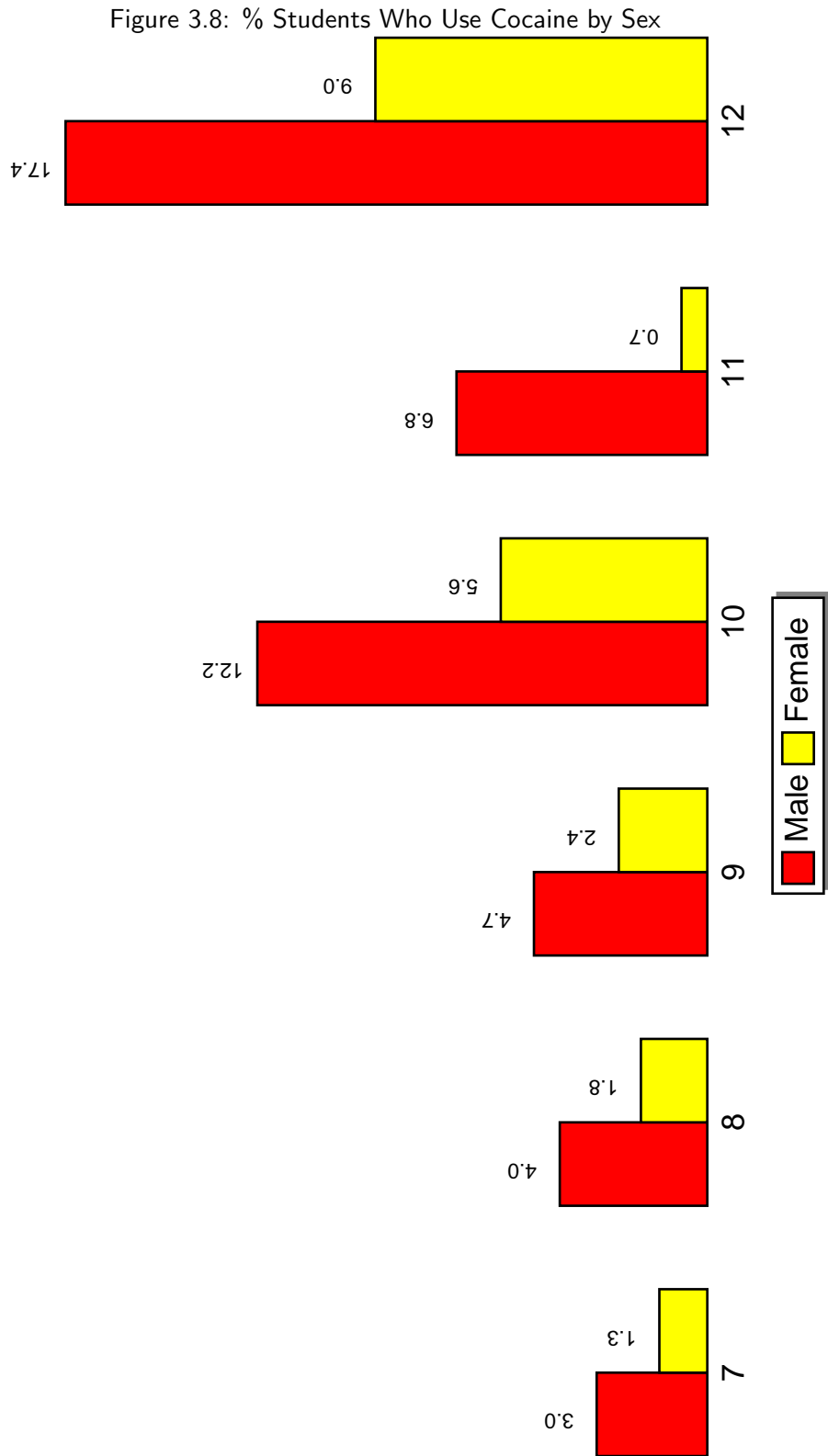
Source: PRIDE Surveys

% Students Who Use Marijuana by Sex

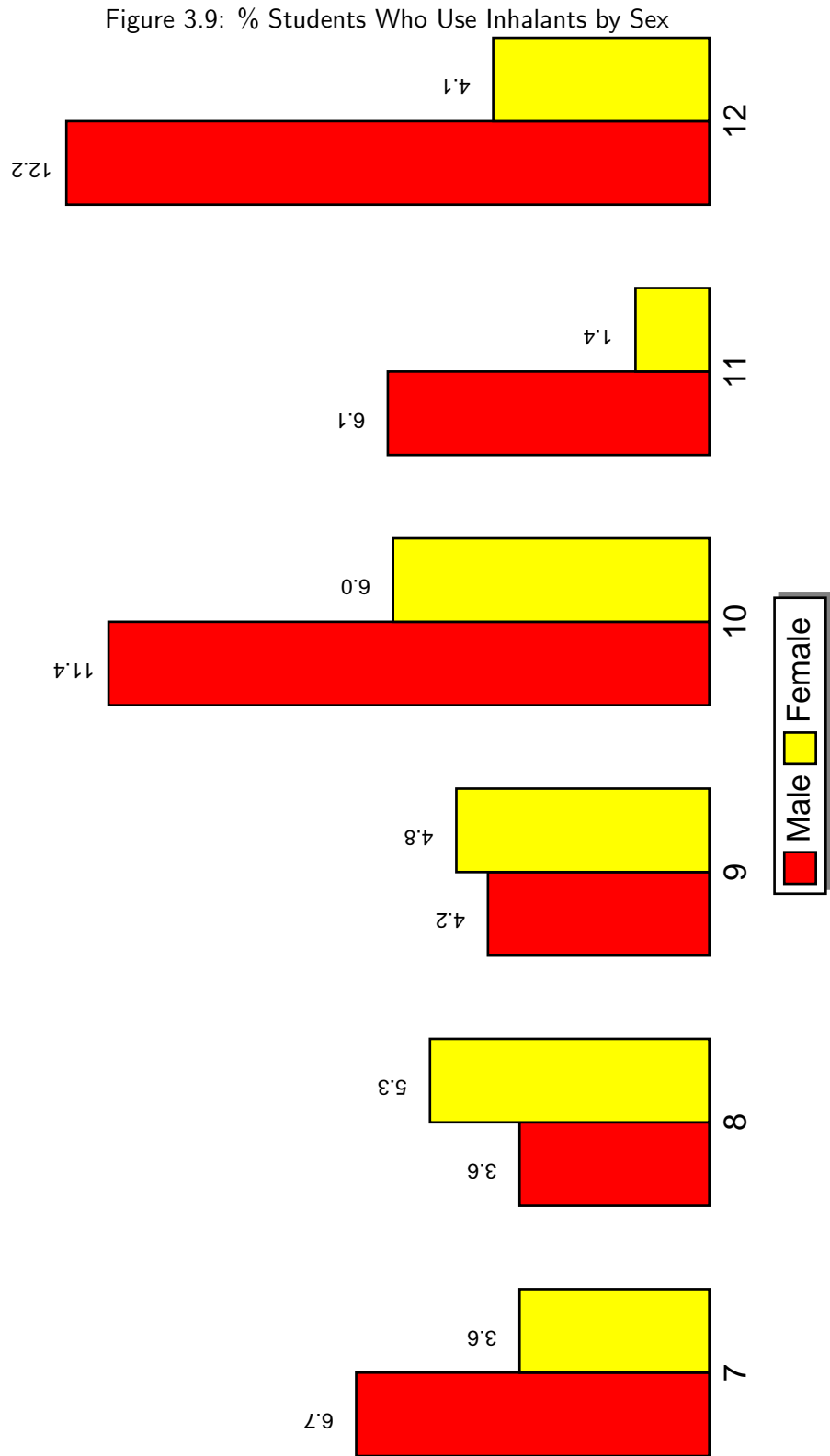


Source: PRIDE Surveys

% Students Who Use Cocaine by Sex

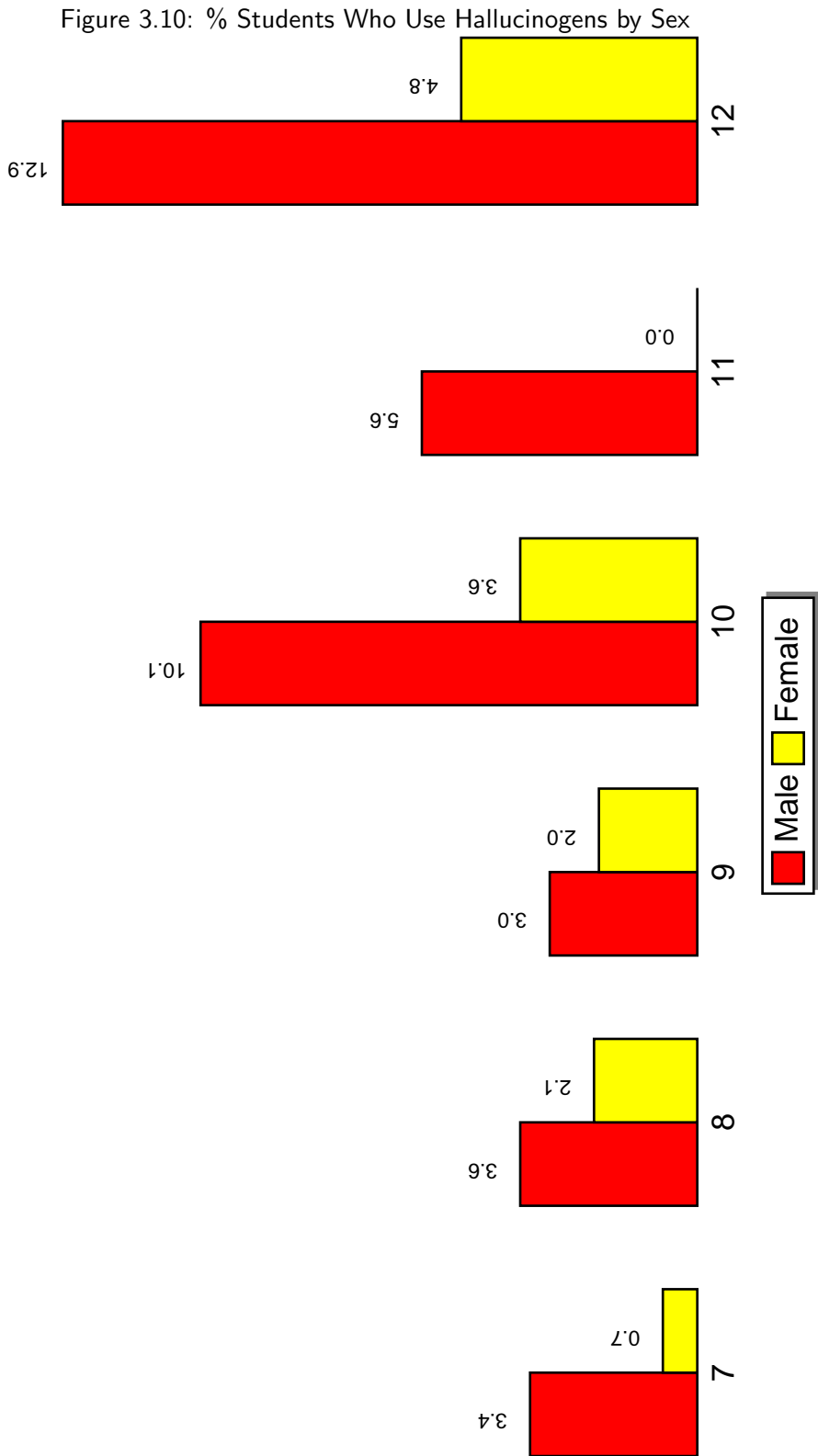


% Students Who Use Inhalants by Sex



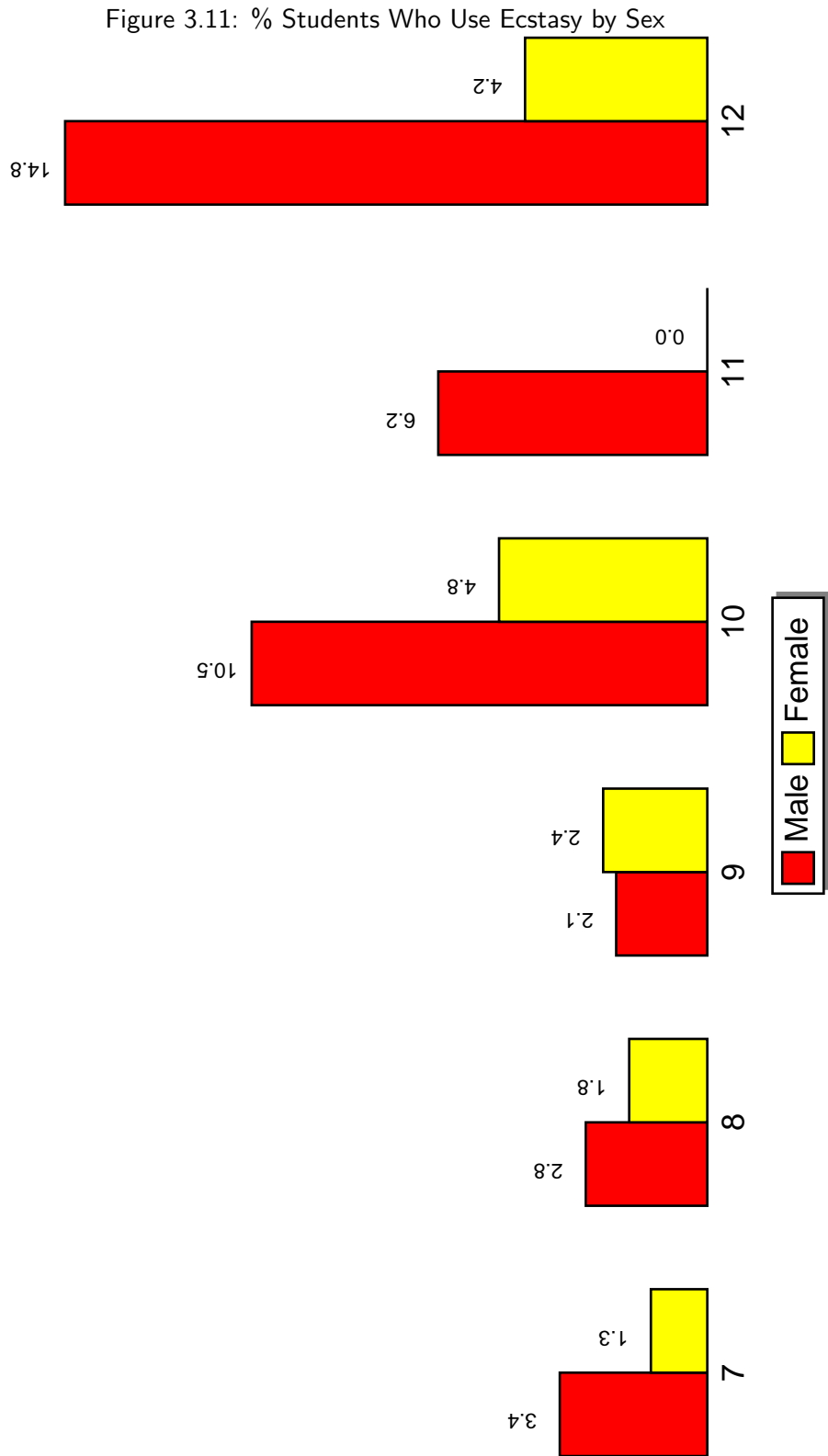
Source: PRIDE Surveys

% Students Who Use Hallucinogens by Sex

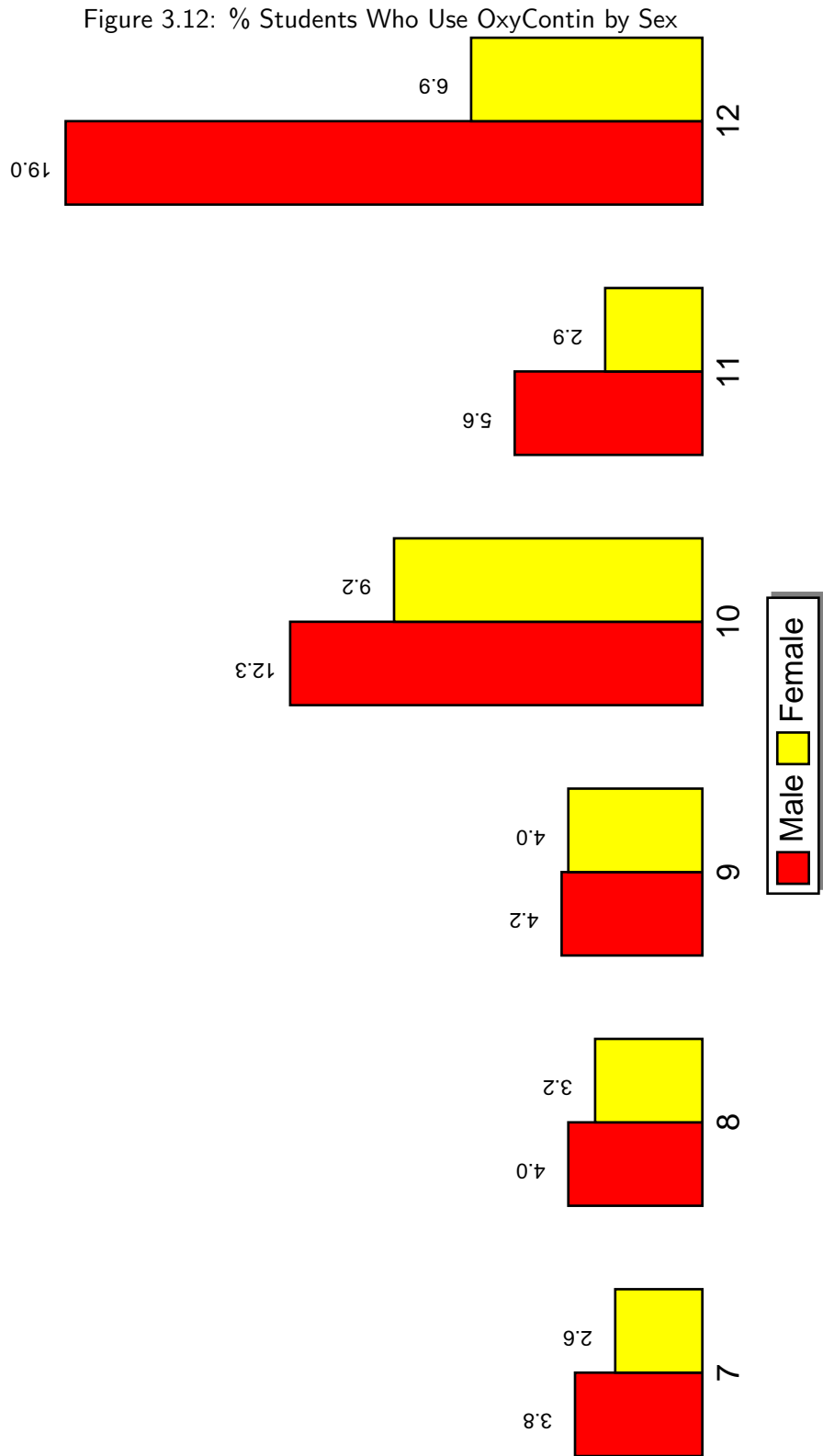


Source: PRIDE Surveys

% Students Who Use Ecstasy by Sex



% Students Who Use OxyContin by Sex

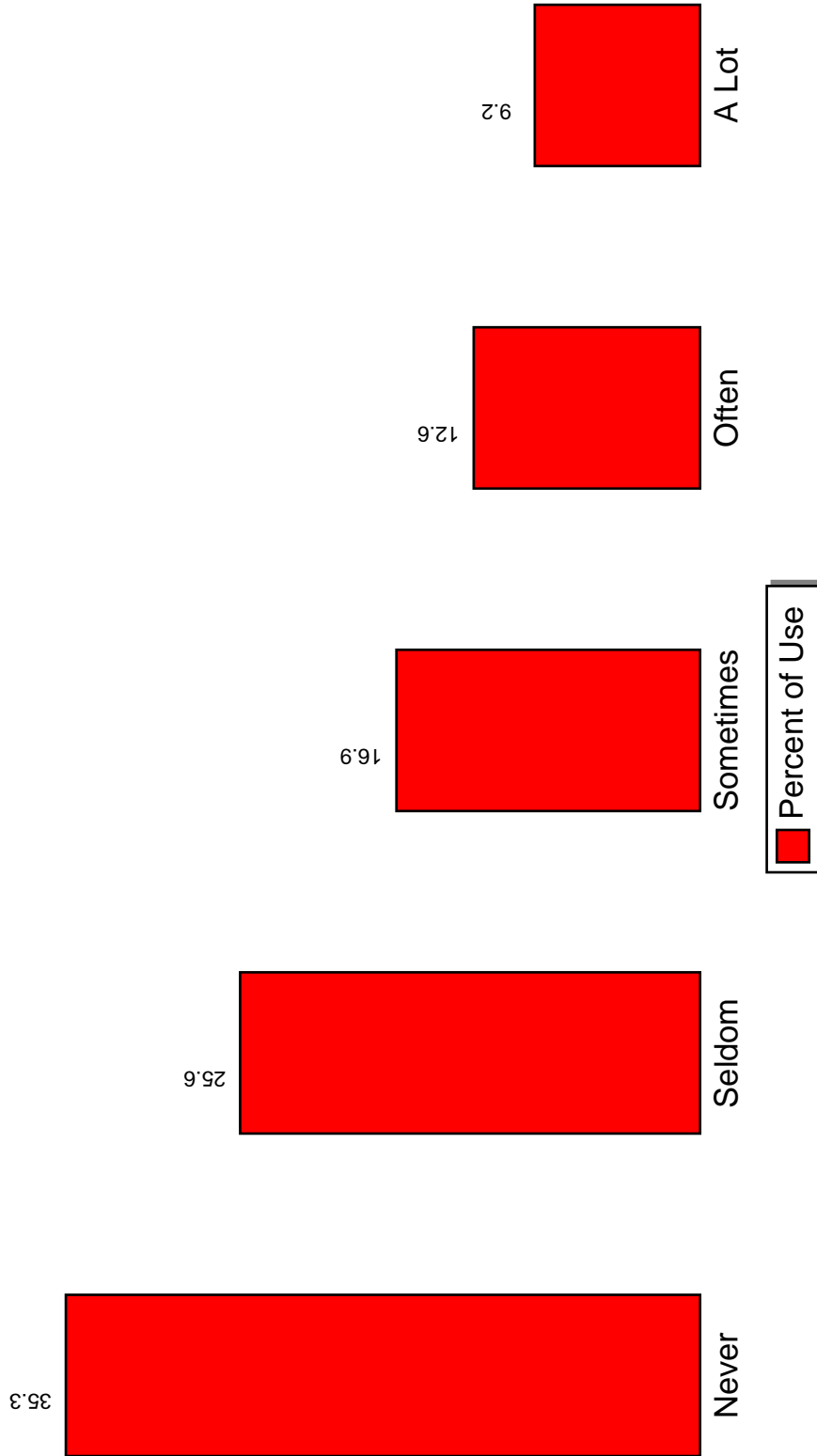


Source: PRIDE Surveys

3.3 Illicit Drug Use by Risk & Protective Factors

% Students Who Use Illicit Drugs by Attend Church, Synagogue, etc.

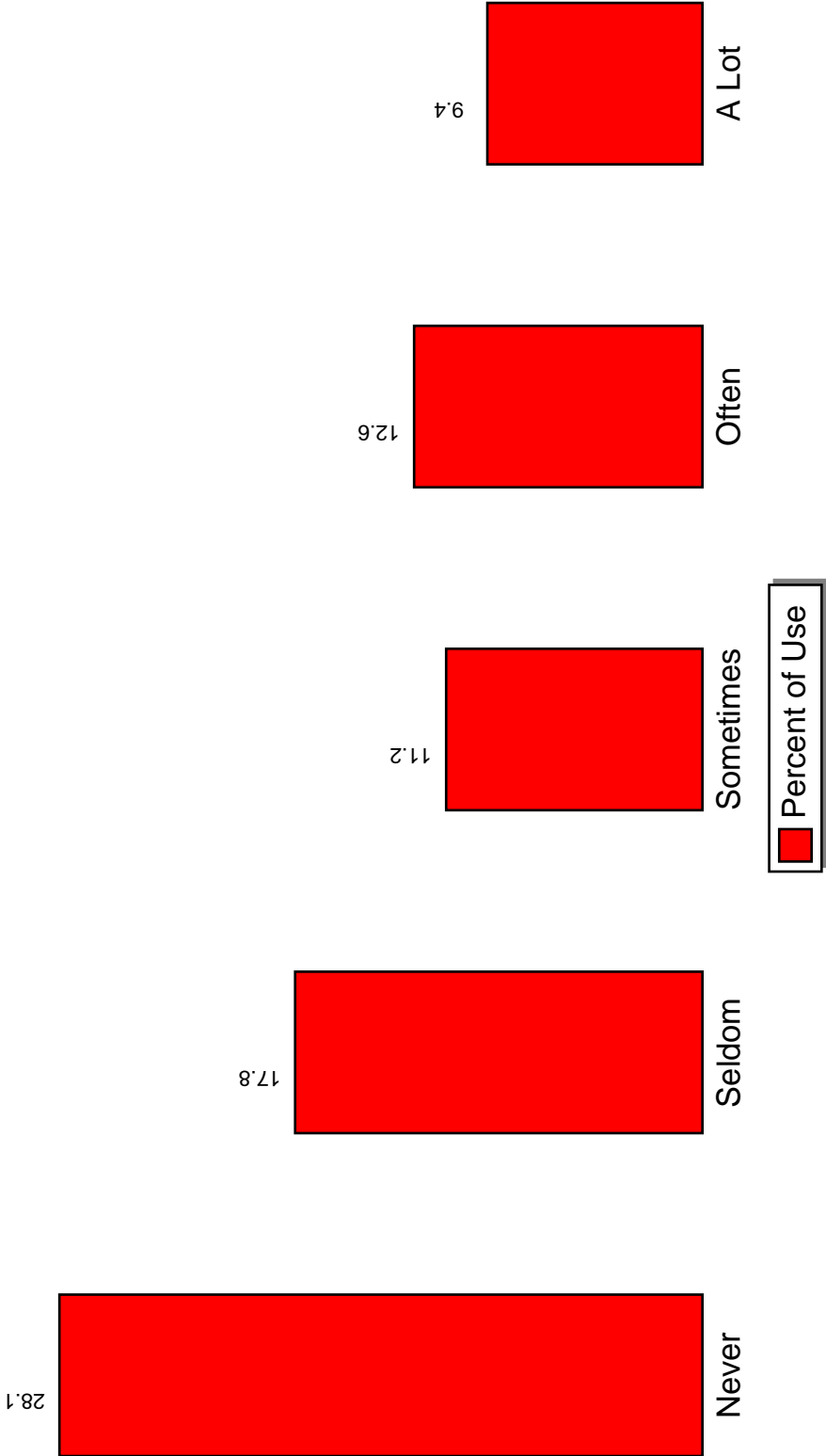
Figure 3.13: % Students Who Use Illicit Drugs by Attend Church, Synagogue, etc.



Source: PRIDE Surveys

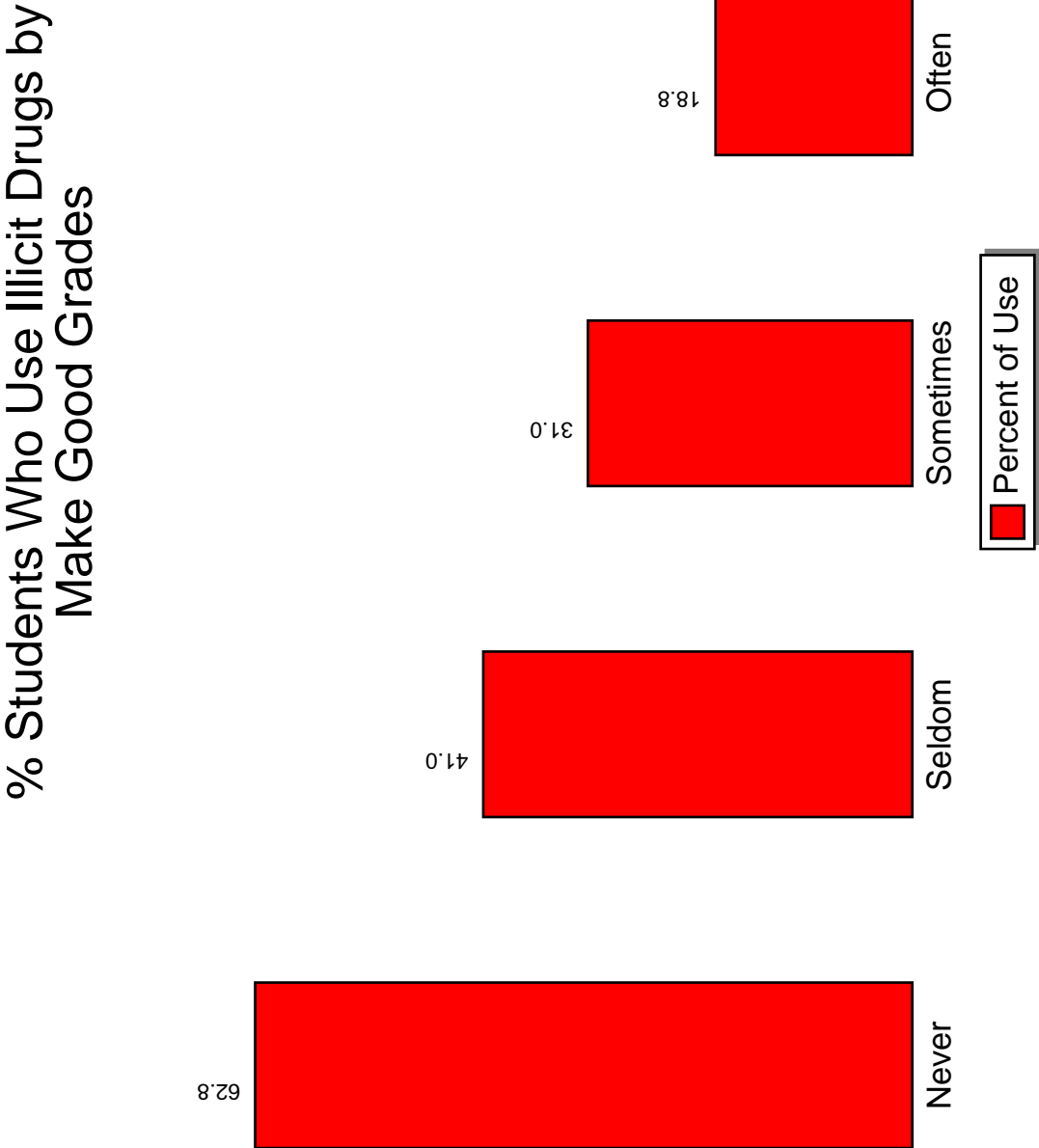
% Students Who Use Illicit Drugs by Take Part in Community Activities

Figure 3.14: % Students Who Use Illicit Drugs by Take Part in Community Activities



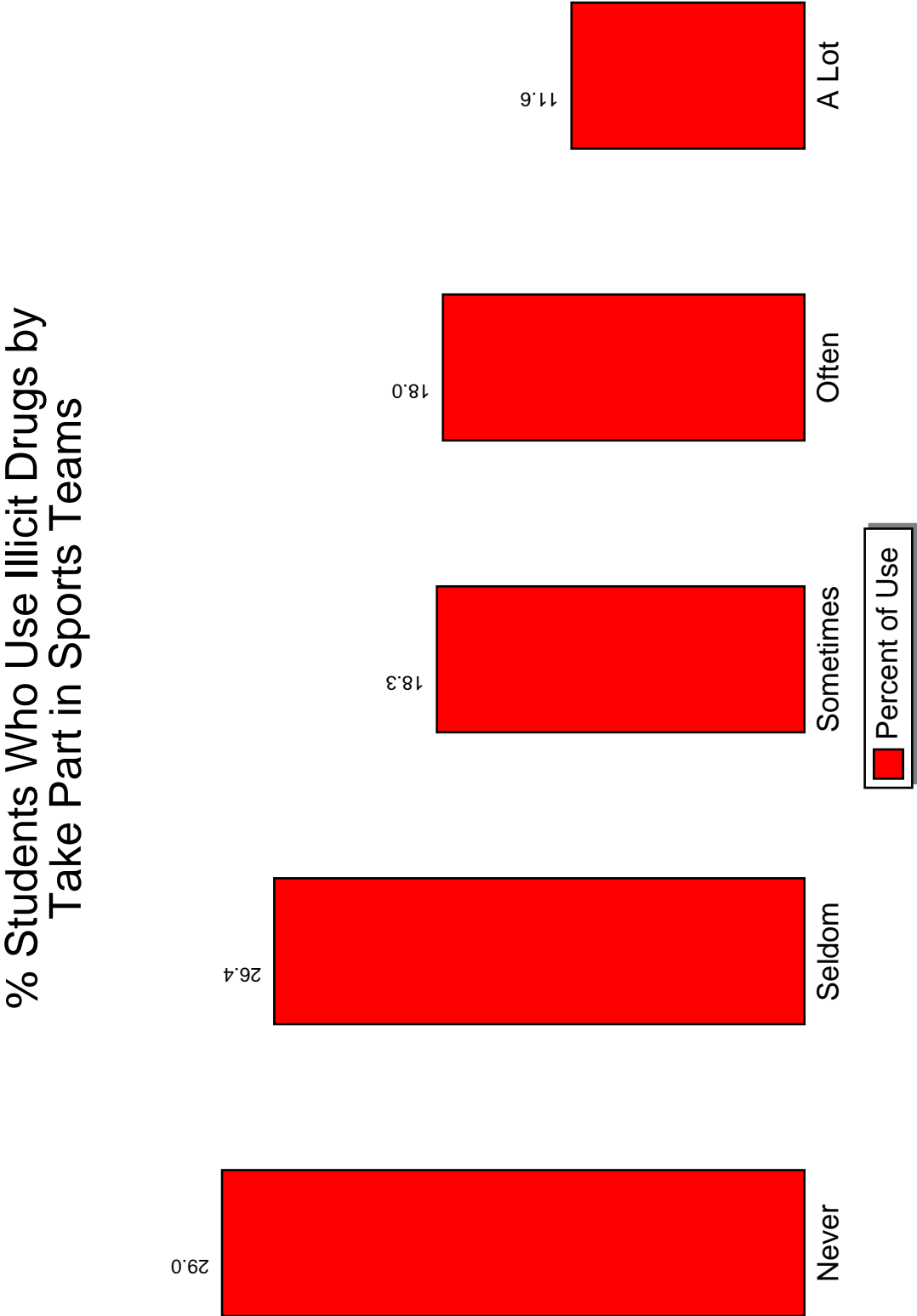
Source: PRIDE Surveys

Figure 3.15: % Students Who Use Illicit Drugs by Make Good Grades



Source: PRIDE Surveys

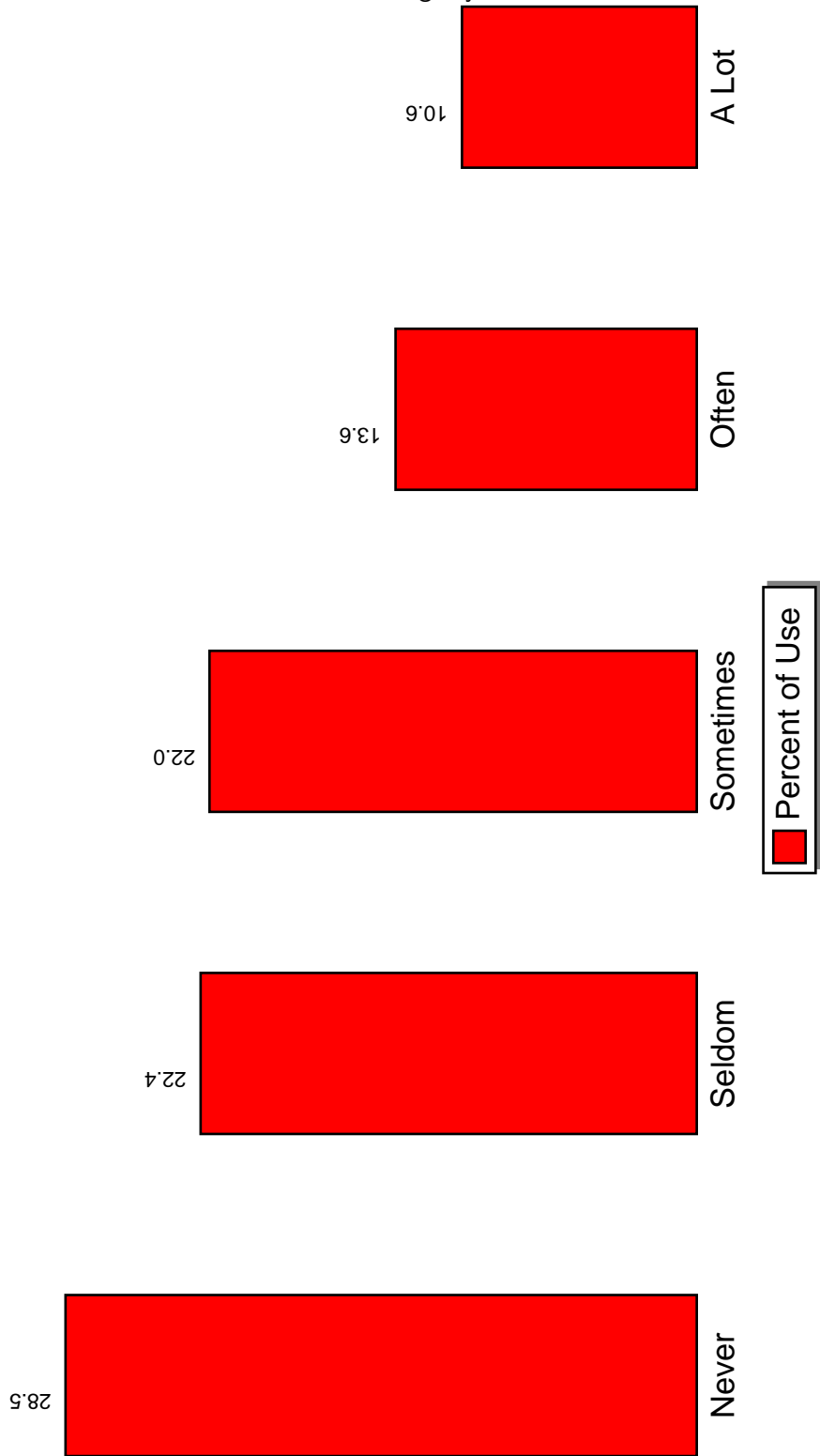
Figure 3.16: % Students Who Use Illicit Drugs by Take Part in Sports Teams



Source: PRIDE Surveys

% Students Who Use Illicit Drugs by Take Part in School Activities

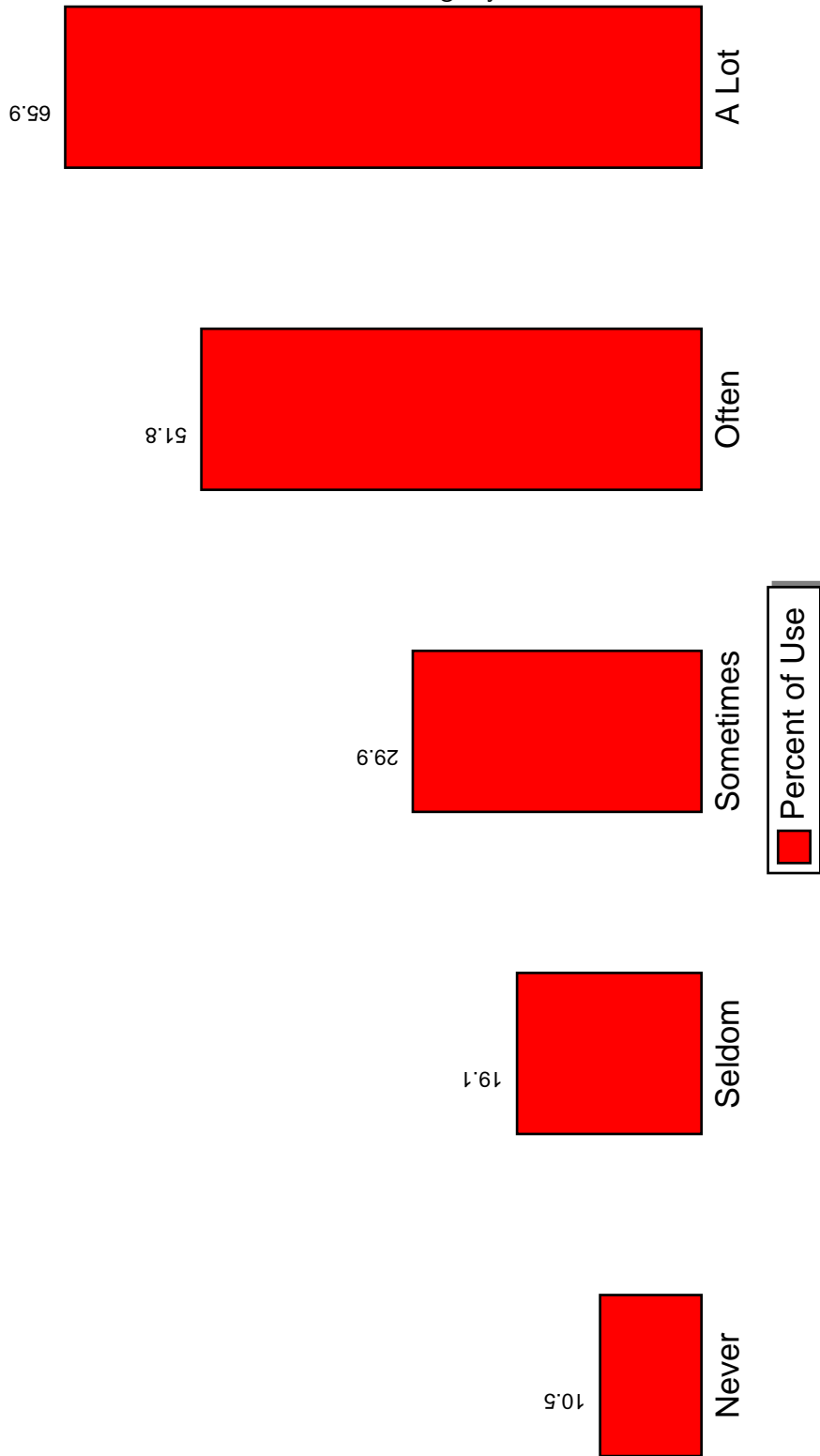
Figure 3.17: % Students Who Use Illicit Drugs by Take Part in School Activities



Source: PRIDE Surveys

% Students Who Use Illicit Drugs by Get Into Trouble at School

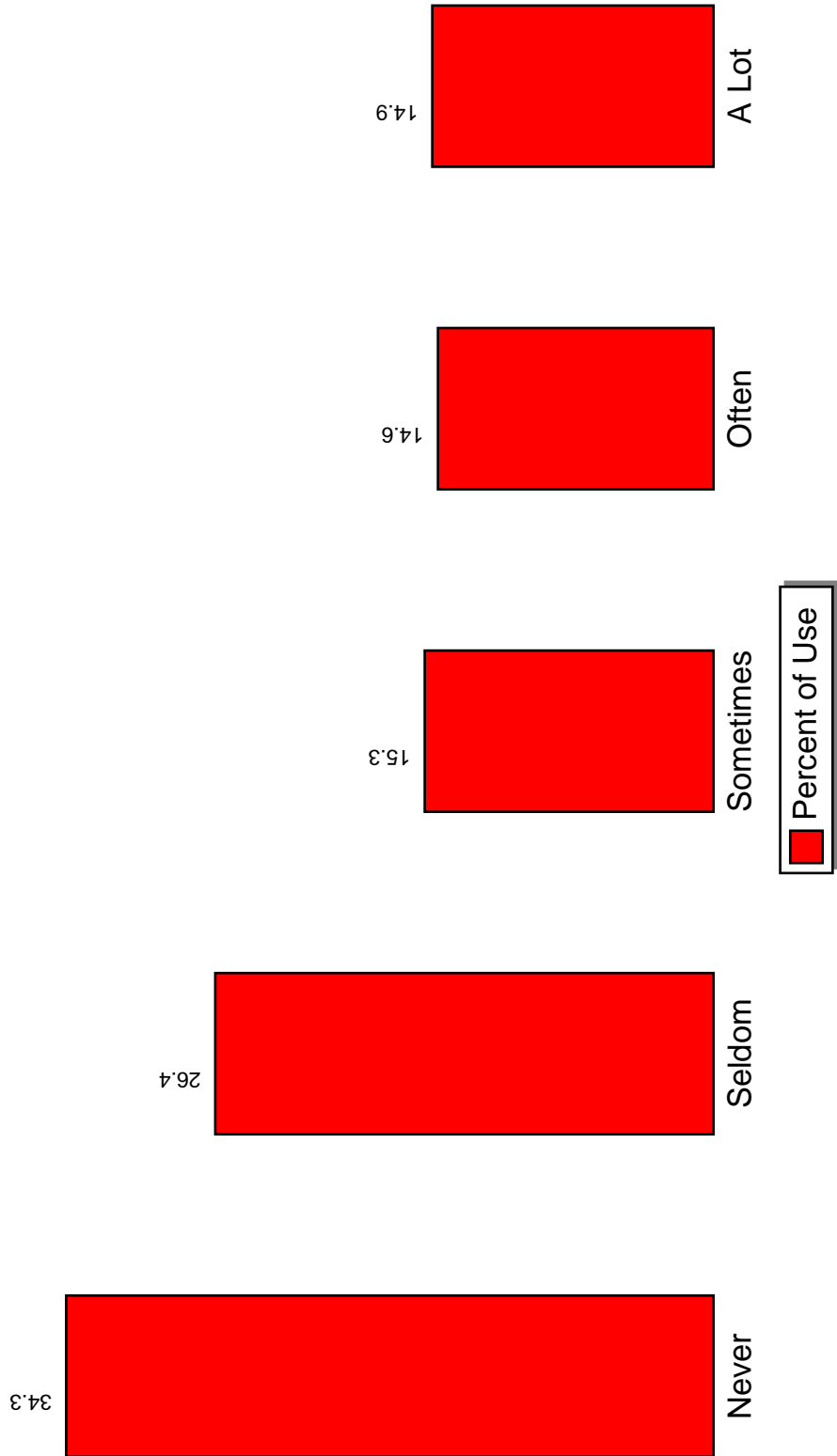
Figure 3.18: % Students Who Use Illicit Drugs by Get Into Trouble at School



Source: PRIDE Surveys

Figure 3.19: % Students Who Use Illicit Drugs by Parents Talk About Problems of Alcohol/Drugs

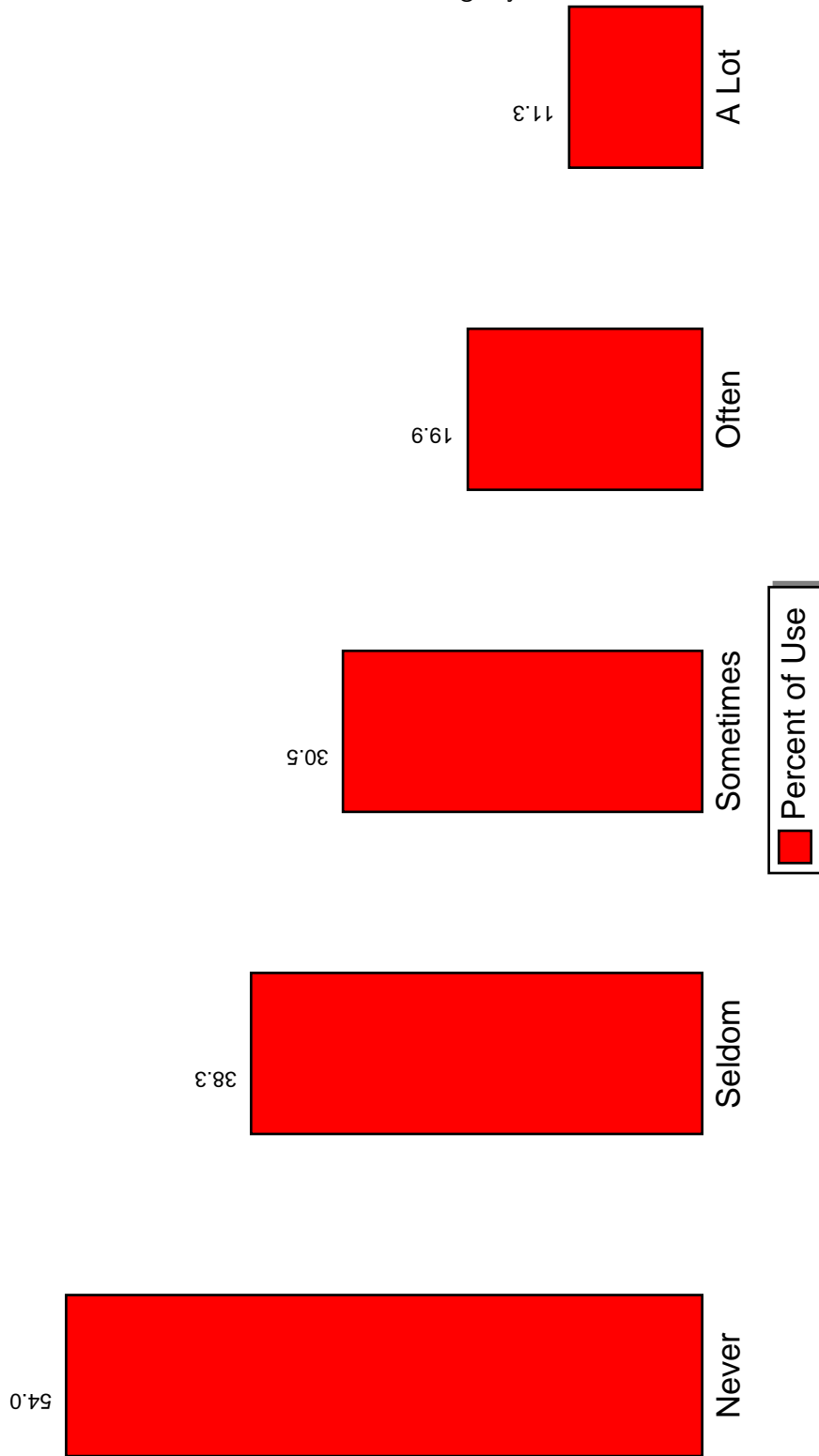
% Students Who Use Illicit Drugs by Parents Talk About Problems of Alcohol/Drugs



Source: PRIDE Surveys

% Students Who Use Illicit Drugs by Parents Set Clear Rules

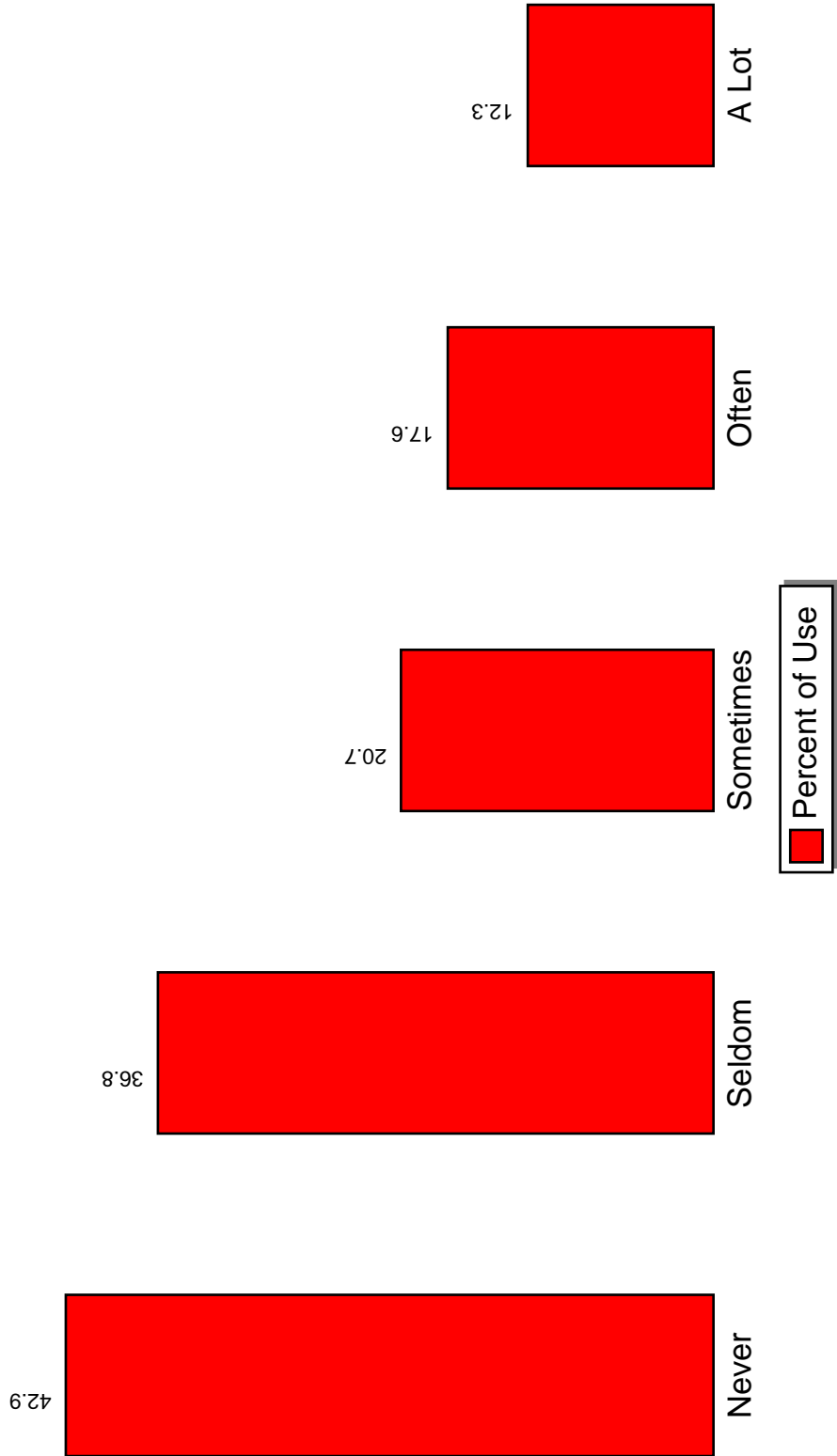
Figure 3.20: % Students Who Use Illicit Drugs by Parents Set Clear Rules



Source: PRIDE Surveys

% Students Who Use Illicit Drugs by Parents Punish for Breaking Rules

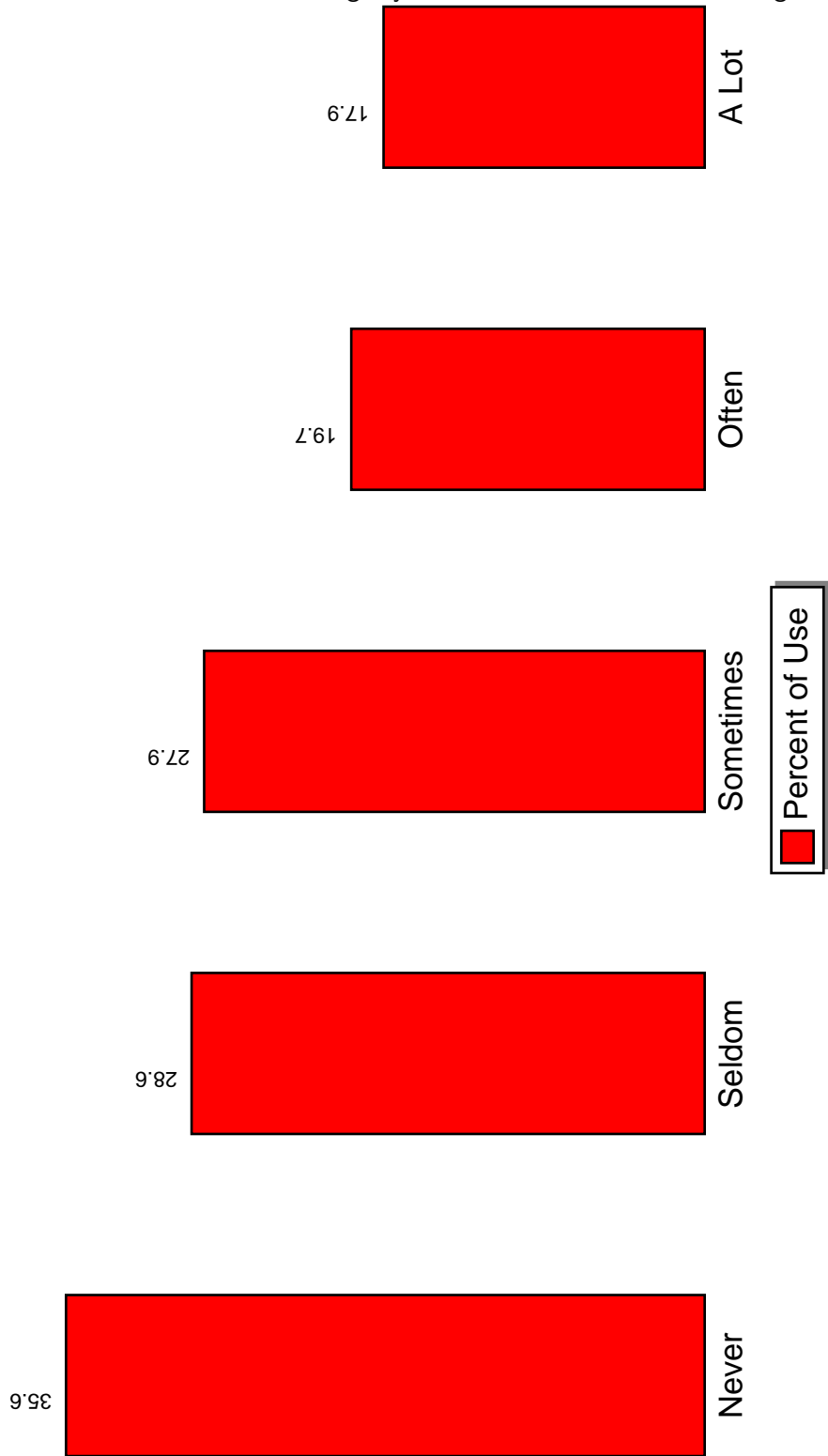
Figure 3.21: % Students Who Use Illicit Drugs by Parents Punish for Breaking Rules



Source: PRIDE Surveys

Figure 3.22: % Students Who Use Illicit Drugs by School Sets Clear Rules on Drugs at School

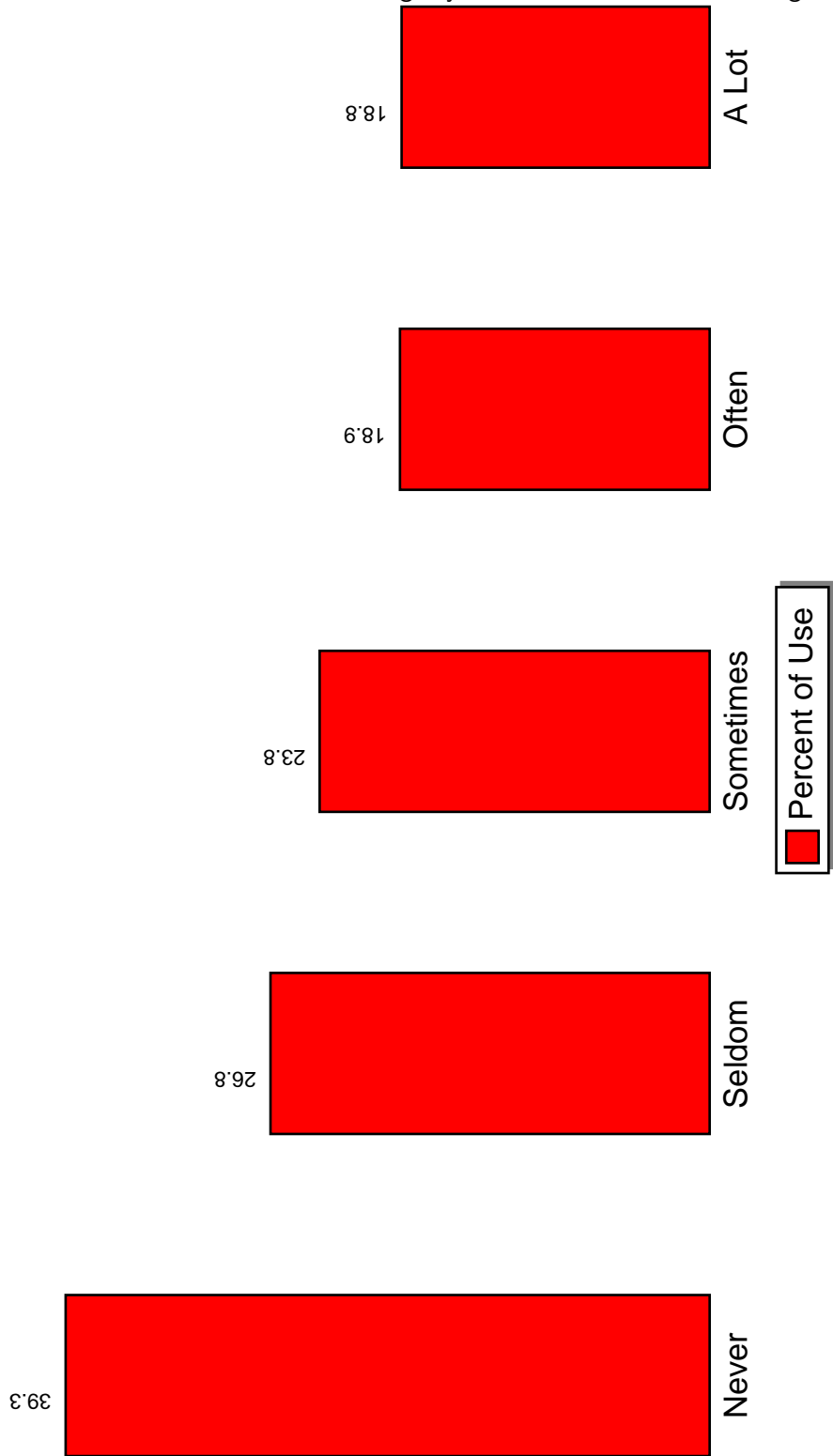
% Students Who Use Illicit Drugs by School Sets Clear Rules on Drugs at School



Source: PRIDE Surveys

% Students Who Use Illicit Drugs by School Punishes for Breaking Rules

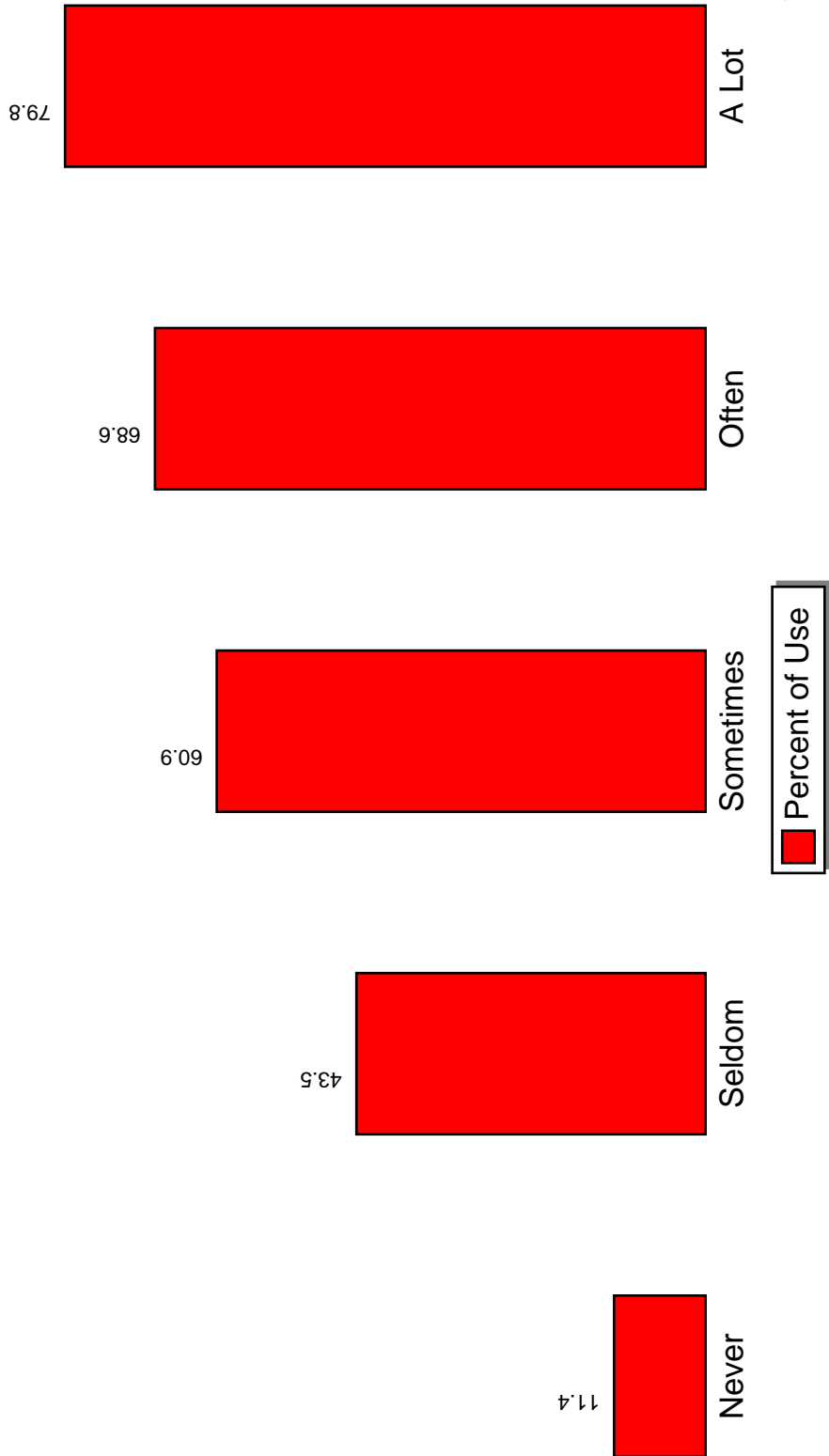
Figure 3.23: % Students Who Use Illicit Drugs by School Punishes for Breaking Rules



Source: PRIDE Surveys

**% Students Who Use Illicit Drugs by
Been Caught Using Alcohol/Drugs**

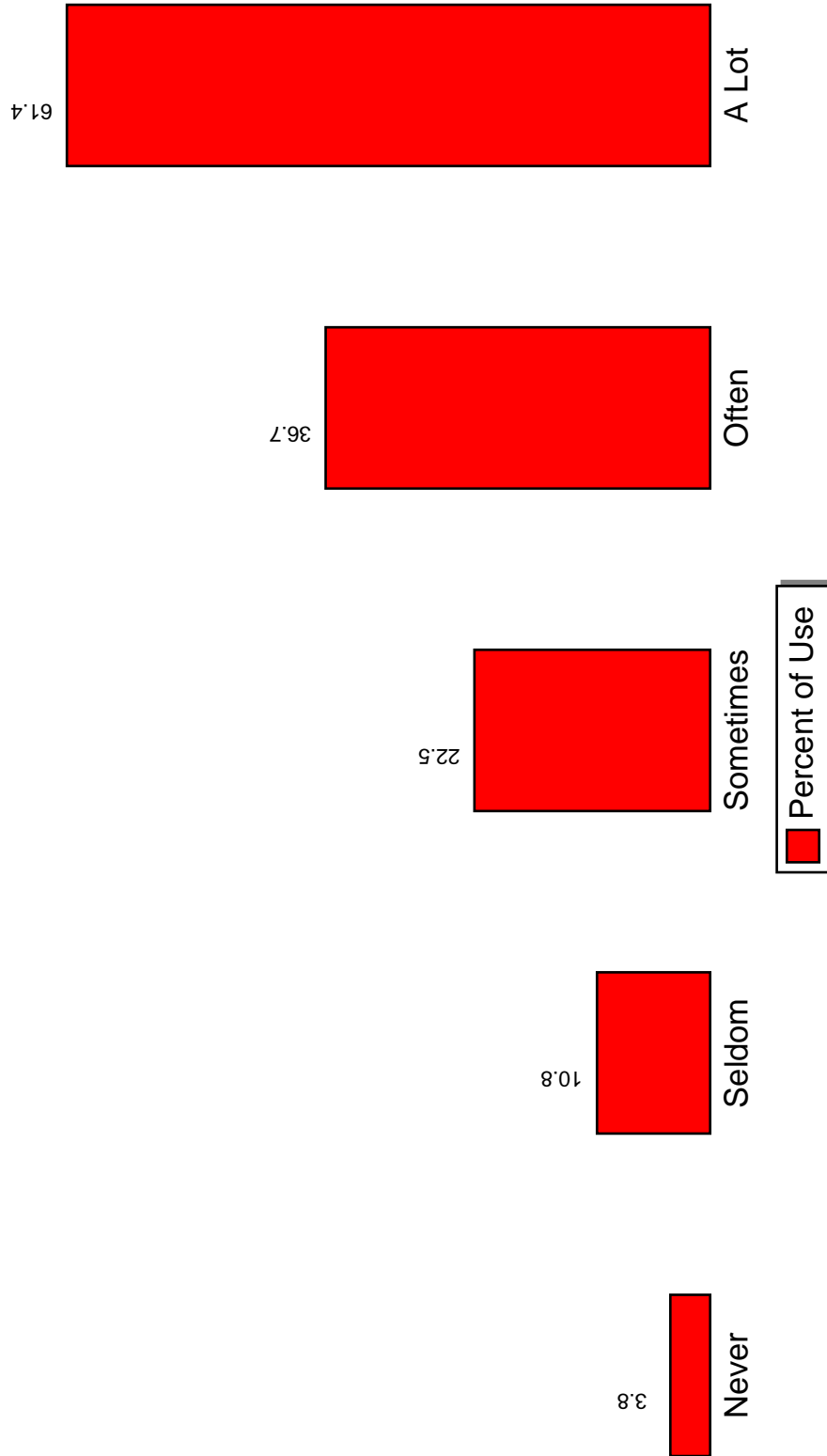
Figure 3.24: % Students Who Use Illicit Drugs by Been Caught Using Alcohol/Drugs



Source: PRIDE Surveys

% Students Who Use Illicit Drugs by Friends Use Tobacco

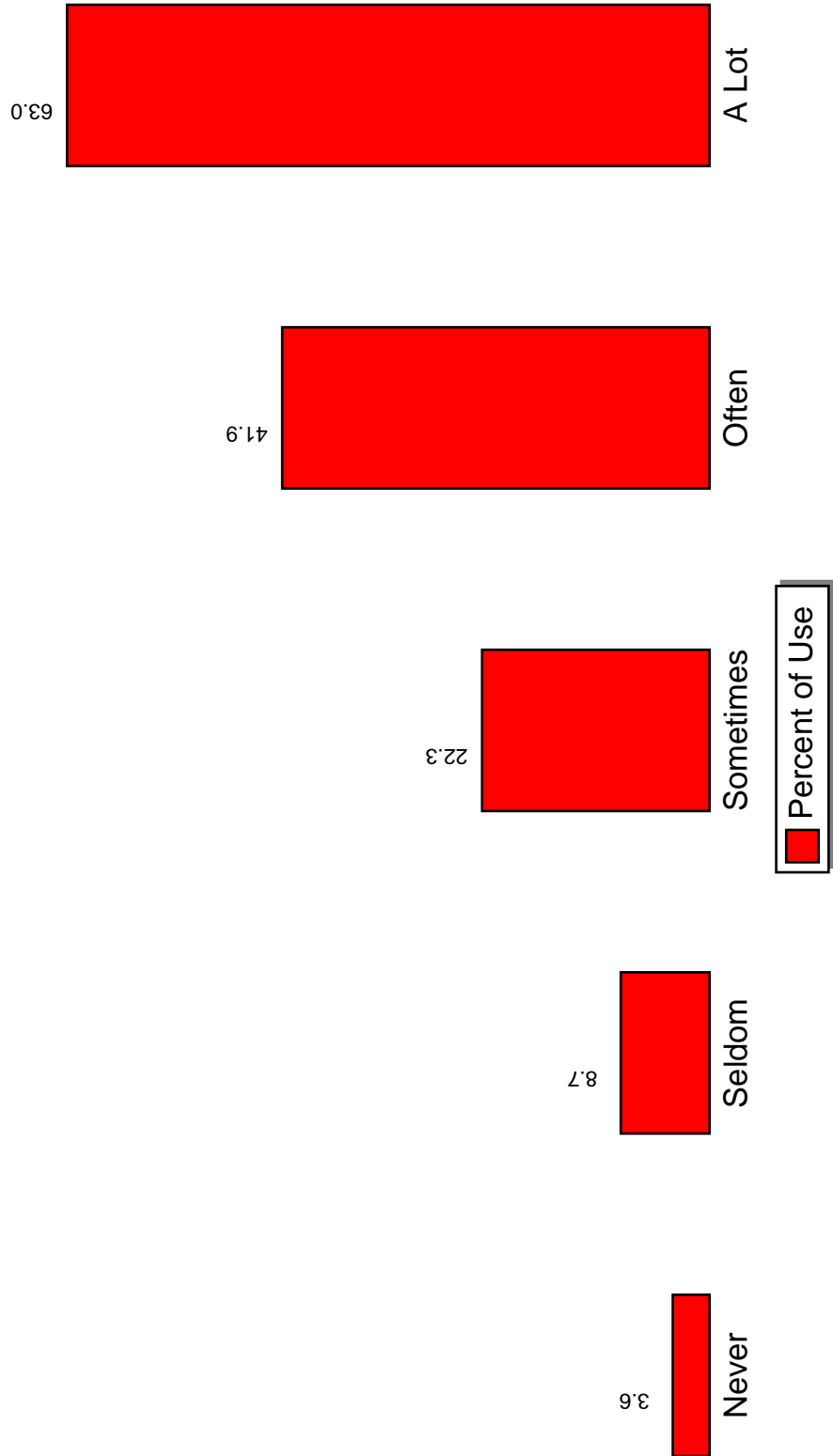
Figure 3.25: % Students Who Use Illicit Drugs by Friends Use Tobacco



Source: PRIDE Surveys

% Students Who Use Illicit Drugs by Friends Use Alcohol

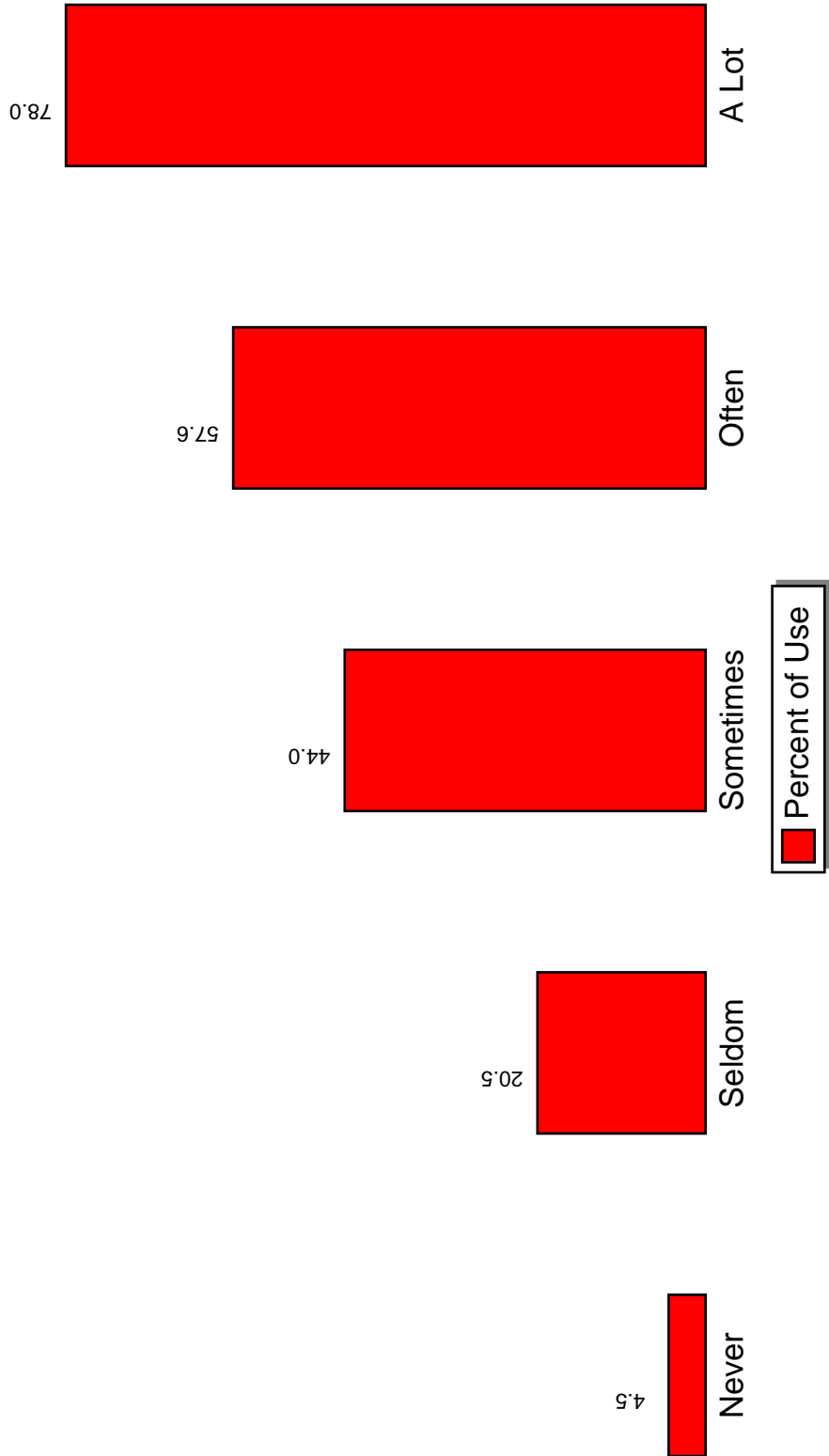
Figure 3.26: % Students Who Use Illicit Drugs by Friends Use Alcohol



Source: PRIDE Surveys

% Students Who Use Illicit Drugs by Friends Use Drugs

Figure 3.27: % Students Who Use Illicit Drugs by Friends Use Drugs



Source: PRIDE Surveys

Chapter 4

Summary Statistics

The following graphs and tables summarize some of the *Student Information* questions in regards to drug use. These data are calculated by examining specific subsets of your population. For example, a percentage is calculated for students who report carrying a gun and their liquor use. This percentage is calculated as follows:

$$\frac{\text{Number of those reporting carrying a gun to school and claiming to use liquor}}{\text{Number of those reporting carrying a gun and validly responding to the question *How Often Do You Use Liquor*}}$$

The *Ratio* describes the relationship between the groups examined on each graph. For example, in looking at Guns vs No Guns if the cocaine ratio were 5.3 this would mean the percentage of students who report cocaine use was 5.3 times higher for students who report bringing a gun to school compared to those who don't.

4.1 Guns

Total number of students surveyed = 2868

91 students report carrying a gun to school. (3.4% of total responding)

Of the 91 students who report carrying a gun to school,

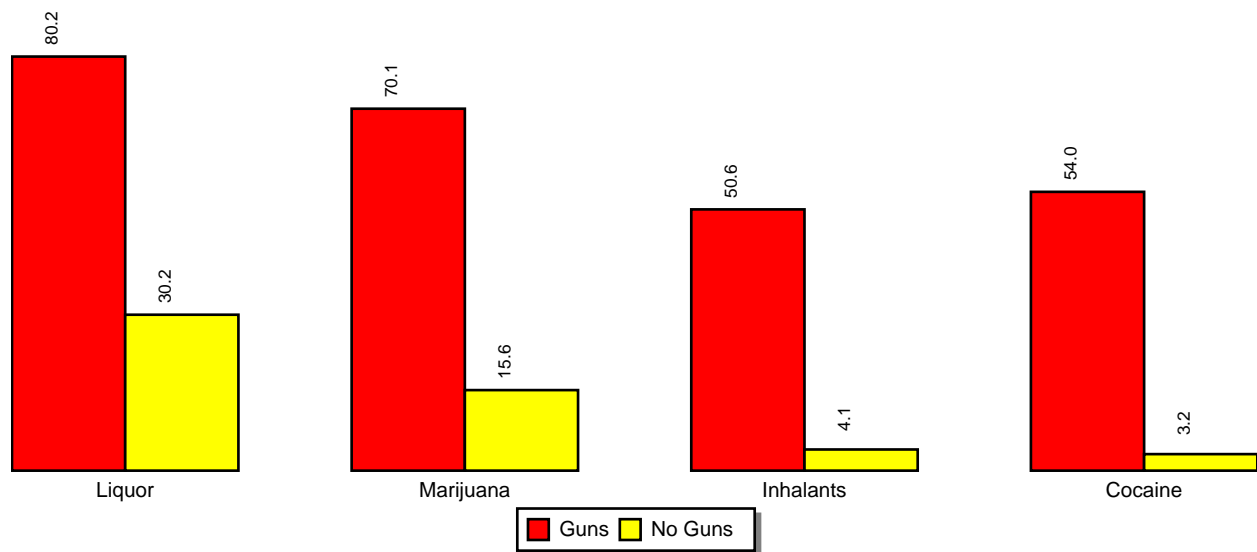
69 report using liquor (80.2%)

61 report using marijuana (70.1%).

44 report using inhalants (50.6%).

47 report using cocaine (54.0%).

Figure 4.1: Drug Use of Students Who Carry Guns vs Students Who Do Not
 Drug Use of Students Who Carry Guns vs Students Who Do Not



Source: PRIDE Surveys

| Drug | Guns | No Guns | Ratio |
|---------------|-------|---------|-------|
| Liquor | 80.2% | 30.2% | 2.7 |
| Marijuana | 70.1% | 15.6% | 4.5 |
| Cocaine | 54.0% | 3.2% | 16.9 |
| Inhalants | 50.6% | 4.1% | 12.3 |
| N of Students | 91 | 2597 | |

4.2 Gangs

Total number of students surveyed = 2868

320 students report taking part in gang activities, (11.7% of total responding)

Of the 320 students who report taking part in gang activities,

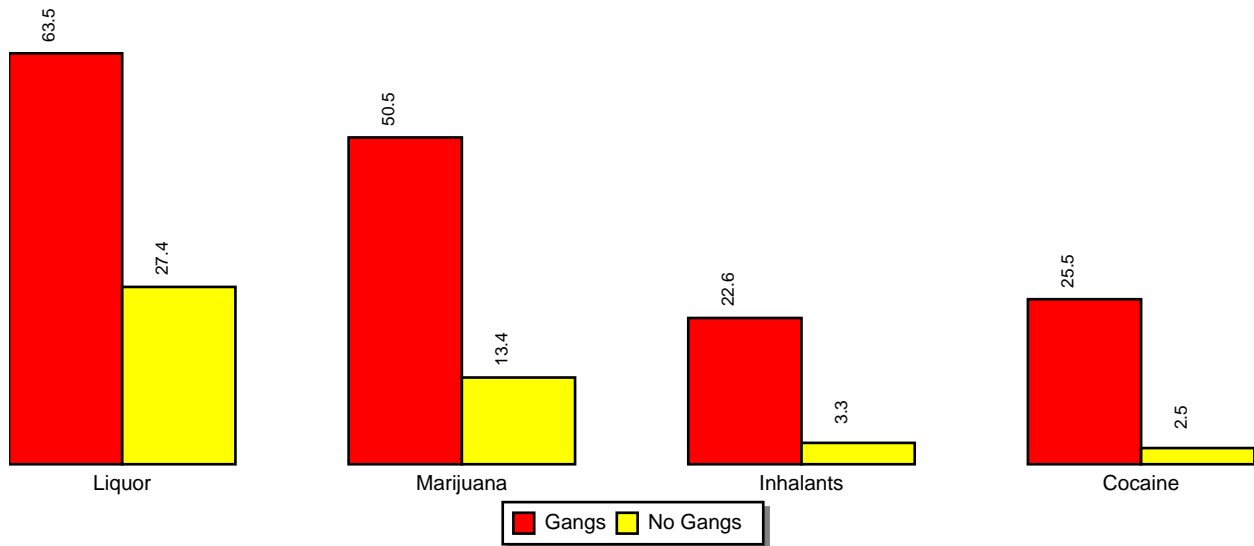
195 report using liquor (63.5%)

156 report using marijuana (50.5%).

70 report using inhalants (22.6%).

78 report using cocaine (25.5%).

Figure 4.2: Drug Use of Students In Gangs vs Students Not In Gangs
 Drug Use of Students In Gangs vs Students Not In Gangs



Source: PRIDE Surveys

| Drug | Gangs | No Gangs | Ratio |
|---------------|-------|----------|-------|
| Liquor | 63.5% | 27.4% | 2.3 |
| Marijuana | 50.5% | 13.4% | 3.8 |
| Cocaine | 25.5% | 2.5% | 10.2 |
| Inhalants | 22.6% | 3.3% | 6.8 |
| N of Students | 320 | 2407 | |

4.3 Suicide

Total number of students surveyed = 2868

221 students report thinking *Often* or *A Lot* about committing suicide. (8.2% of total responding)

Of the 221 students thinking *Often* or *A Lot* about committing suicide,

130 report using liquor (59.9%)

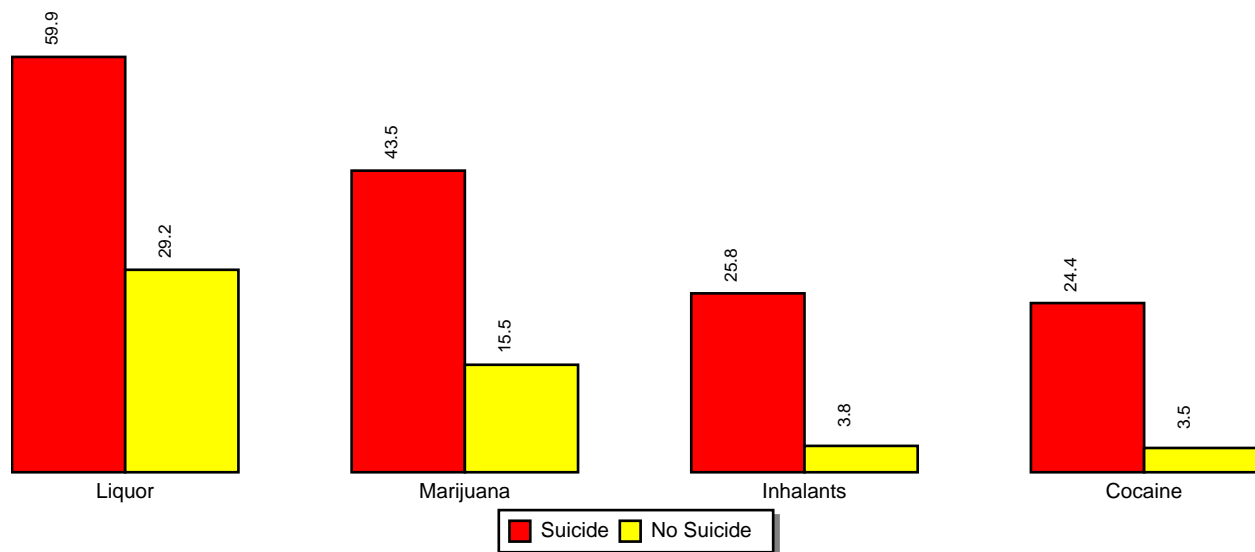
93 report using marijuana (43.5%).

56 report using inhalants (25.8%).

53 report using cocaine (24.4%).

Figure 4.3: Drug Use of Students Who Think of Suicide

Drug Use of Students Who Think of Suicide Often or a Lot vs Students Who Do Not



Source: PRIDE Surveys

| Drug | Suicide | No Suicide | Ratio |
|---------------|---------|------------|-------|
| Liquor | 59.9% | 29.2% | 2.1 |
| Marijuana | 43.5% | 15.5% | 2.8 |
| Cocaine | 24.4% | 3.5% | 7.0 |
| Inhalants | 25.8% | 3.8% | 6.8 |
| N of Students | 221 | 2488 | |

4.4 Threatening Behaviors

Total number of students surveyed = 2868

958 students report threatening to harm another student. (35.5% of total responding)

Of the 958 students who report threatening to harm,

68 report carrying a gun to school (7.2%)

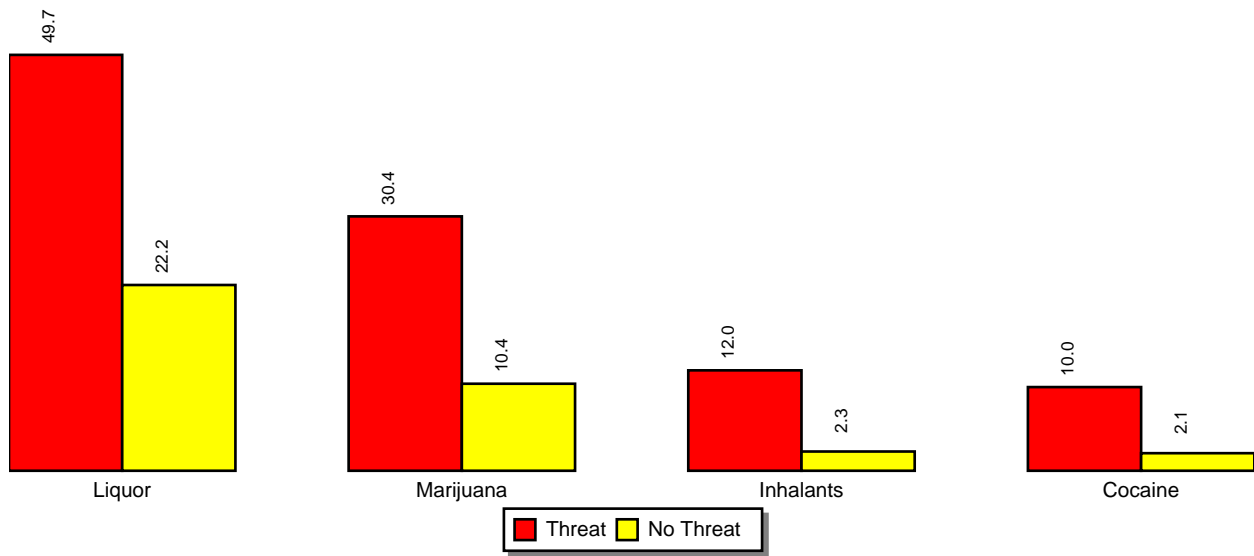
468 report using liquor (49.7%)

284 report using marijuana (30.4%).

113 report using inhalants (12.0%).

94 report using cocaine (10.0%).

Figure 4.4: Drug Use of Students Who Threaten vs Students Who Do Not
Drug Use of Students Who Threaten vs Students Who Do Not



Source: PRIDE Surveys

| Drug | Threat | No Threat | Ratio |
|---------------|--------|-----------|-------|
| Liquor | 49.7% | 22.2% | 2.2 |
| Marijuana | 30.4% | 10.4% | 2.9 |
| Cocaine | 10.0% | 2.1% | 4.8 |
| Inhalants | 12.0% | 2.3% | 5.2 |
| N of Students | 958 | 1743 | |

4.5 Trouble With The Police

Total number of students surveyed = 2868

685 students report getting in trouble with the police. (25.1% of total responding)

Of the 685 students who report getting in trouble with the police,

399 report using liquor (60.1%)

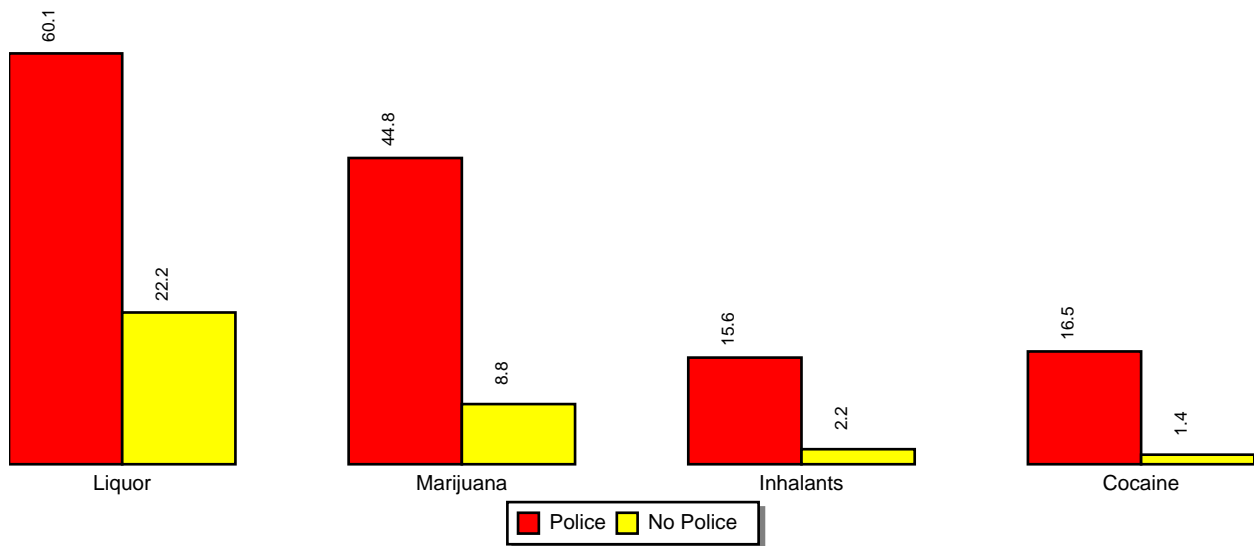
297 report using marijuana (44.8%).

104 report using inhalants (15.6%).

109 report using cocaine (16.5%).

Figure 4.5: Drug Use of Students Who Get In Trouble With Police vs Those Who Do Not

Drug Use of Students Who Get In Trouble With Police vs Those Who Do Not



Source: PRIDE Surveys

| Drug | Police | No Police | Ratio |
|---------------|--------|-----------|-------|
| Liquor | 60.1% | 22.2% | 2.7 |
| Marijuana | 44.8% | 8.8% | 5.1 |
| Cocaine | 16.5% | 1.4% | 11.8 |
| Inhalants | 15.6% | 2.2% | 7.1 |
| N of Students | 685 | 2039 | |

4.6 Personal Safety

Total number of students surveyed = 2868

559 students report being afraid another student will hurt them at school. (20.9% of total responding)

Of these 559 students, 37 report carrying a gun to school (6.8%).

575 students report getting hurt at school. (21.3% of total responding)

Of these 575 students, 52 report carrying a gun to school (9.3%).

4.7 Risk and Protective Factors

A *risk factor* is any characteristic which researchers have linked to a higher incidence of drug use. A *protective factor* is any characteristic which has been linked to a lower incidence of drug use. The following analysis of local risk and protective factors does not consider any cause and effect, only a *relationship* between student characteristics and drug use. Community, School, Family and Individual risk and protective factors are grouped accordingly and discussed.

4.7.1 Community - Risk Factors

| FACTOR | % AT RISK |
|---|-----------|
| Join in community activities (<i>Never/Seldom</i>) | 66.4% |
| Attend church or synagogue (<i>Never/Seldom</i>) | 44.5% |
| Take part in gangs (<i>Seldom/Some/Often/A Lot</i>) | 11.7% |
| Substance Availability (<i>Fairly/Very Easy to get</i>) | |
| Cigarettes | 51.7% |
| Smokeless Tobacco | 38.3% |
| Cigars | 34.5% |
| Beer | 50.8% |
| Wine Coolers | 46.1% |
| Liquor | 42.5% |
| Marijuana | 29.7% |
| Cocaine | 14.5% |
| Uppers | 15.4% |
| Downers | 17.0% |
| Inhalants | 24.0% |
| Hallucinogens | 13.0% |
| Heroin | 12.9% |
| Steroids | 13.3% |
| Ecstasy | 13.1% |
| OxyContin | 15.8% |

The above survey results show community risk factors. These factors include *low neighborhood attachment* (never or seldom participate in community activities, church or synagogue); *community disorganization and norms favorable toward drug use* (student participation in gangs); and *availability of alcohol and other drugs* (fairly or very easy to get alcohol and other drugs). Note that a higher risk factor indicates an increased probability of involvement in drug use.

4.7.2 Community - Protective Factors

| FACTOR | % PROTECTED |
|---|-------------|
| Join in community activities (<i>Often/A Lot</i>) | 18.2% |
| Attend church or synagogue (<i>Often/A Lot</i>) | 36.4% |
| Take part in gangs (<i>Never</i>) | 88.3% |
| Substance Availability (<i>Cannot Get</i>) | |
| Cigarettes | 42.1% |
| Smokeless Tobacco | 54.4% |
| Cigars | 56.0% |
| Beer | 38.8% |
| Wine Coolers | 43.3% |
| Liquor | 48.4% |
| Marijuana | 59.3% |
| Cocaine | 71.9% |
| Uppers | 72.2% |
| Downers | 71.2% |
| Inhalants | 67.8% |
| Hallucinogens | 74.3% |
| Heroin | 74.5% |
| Steroids | 74.3% |
| Ecstasy | 73.7% |
| OxyContin | 72.4% |

The above survey results show community protective factors. These factors include *supportive networks and social bonds* (participate in community activities, church or synagogue often or a lot); *community organization and norms favorable to support non-use among youth* (never participate in gangs); and *limited availability of alcohol and other drugs* (cannot get alcohol and other drugs). Note that a higher protective factor indicates a decreased probability of involvement in drug use.

4.7.3 School - Risk Factors

| FACTOR | % AT RISK |
|---|-----------|
| Make good grades (<i>Never/Seldom</i>) | 5.3% |
| Play on school sports teams (<i>Never/Seldom</i>) | 45.1% |
| Join in school activities (<i>Never/Seldom</i>) | 49.6% |
| Trouble at school (<i>Often/A Lot</i>) | 7.1% |

The above survey results show school risk factors. These factors include *academic failure* (never or seldom make good grades); *low commitment to school* (never or seldom join in school activities or sports teams); and *early anti-social behavior* (get into trouble at school often or a lot).

4.7.4 School - Protective Factors

| FACTOR | % PROTECTED |
|--|-------------|
| Make good grades (<i>Often/A Lot</i>) | 68.8% |
| Play on school sports teams (<i>Often/A Lot</i>) | 41.3% |
| Join in school activities (<i>Often/A Lot</i>) | 36.0% |
| Trouble at school (<i>Never/Seldom</i>) | 74.6% |

The above survey results show school protective factors. These factors include *high academic expectations, goal setting and mastery* (make good grades often or a lot); *active involvement in extracurricular activities sponsored by the school* (join in school activities or sports teams often or a lot); and *pro-social development* (never or seldom get into trouble at school).

4.7.5 Family - Risk Factors

| FACTOR | % AT RISK |
|--|-----------|
| Parents talk about alcohol/drugs (<i>Never/Seldom</i>) | 37.7% |
| Parents set clear rules (<i>Never/Seldom</i>) | 10.8% |
| Parents enforce rules (<i>Never/Seldom</i>) | 17.8% |

The above survey results show family risk factors. These factors include *weak parental attitudes towards use* (parents never or seldom talk to their children about the harmful effects of using drugs); and *family management problems* (parents never or seldom set clear rules and never or seldom enforce those rules).

4.7.6 Family - Protective Factors

| FACTOR | % PROTECTED |
|---|-------------|
| Parents talk about alcohol/drugs (<i>Often/A Lot</i>) | 32.0% |
| Parents set clear rules (<i>Often/A Lot</i>) | 71.4% |
| Parents enforce rules (<i>Often/A Lot</i>) | 58.1% |

The above survey results show family protective factors. These factors include *strong parental attitudes against adolescent drug use* (parents talk to their children about the harmful effects of using drugs often or a lot); *parents' clear expectations of their children* (parents set clear rules often or a lot); and *discipline* (parents punish their children often or a lot when they break the rules).

4.7.7 Individual - Risk Factors

| FACTOR | % AT RISK |
|---|-----------|
| Threaten students (<i>One or more times</i>) | 35.5% |
| Trouble with police (<i>Seldom/Sometimes/Often/A Lot</i>) | 25.1% |
| Think about suicide (<i>Often/A Lot</i>) | 8.2% |
| Harmful to health (<i>No/Some Harm</i>) | |
| Cigarettes | 19.8% |
| Smokeless Tobacco | 23.9% |
| Cigars | 27.4% |
| Beer | 41.7% |
| Wine Coolers | 54.9% |
| Liquor | 31.1% |
| Marijuana | 19.1% |
| Cocaine | 6.5% |
| Uppers | 6.6% |
| Downers | 13.3% |
| Inhalants | 16.2% |
| Hallucinogens | 8.8% |
| Heroin | 6.8% |
| Steroids | 13.2% |
| Ecstasy | 8.4% |
| OxyContin | 10.4% |

The above survey results show individual risk factors. These include *anti-social behavior in early adolescence and rebelliousness* (threaten to harm others and get in trouble with the police); *alienation* (think about suicide often or a lot); and *favorable attitudes towards drug use* (feel drugs are not harmful, sometimes harmful).

4.7.8 Individual - Protective Factors

| FACTOR | % PROTECTED |
|---|-------------|
| Threaten students (<i>Never</i>) | 64.5% |
| Trouble with police (<i>Never</i>) | 74.9% |
| Think about suicide (<i>Never/Seldom</i>) | 84.6% |
| <hr/> | |
| Harmful to health (<i>Very Much</i>) | |
| Cigarettes | 50.5% |
| Smokeless Tobacco | 46.4% |
| Cigars | 42.9% |
| Beer | 32.6% |
| Wine Coolers | 25.3% |
| Liquor | 39.6% |
| Marijuana | 64.4% |
| Cocaine | 82.6% |
| Uppers | 82.4% |
| Downers | 66.4% |
| Inhalants | 64.1% |
| Hallucinogens | 75.9% |
| Heroin | 81.6% |
| Steroids | 64.4% |
| Ecstasy | 77.5% |
| OxyContin | 73.4% |

The above survey results show individual protective factors. These include *respect for authority* (never threaten to harm students or teachers and never get into trouble with the police); *feeling of belonging, higher respect for self* (think about suicide never or seldom); and *unfavorable attitudes towards drug use* (feel drugs are very much harmful).

Chapter 5

Drug-Free Communities Support Program

The following tables contain data that is requested by the Office of Juvenile Justice and Drug Prevention on the Drug-Free Communities Support Program form. Some of the wording of questions asked by the OJJDP differ somewhat from those asked by the **Pride Surveys Questionnaire**. The following is a list of the OJJDP requested statistics and their **Pride Surveys** equivalent. The **Pride Surveys Questionnaire** can be used to reliably measure and monitor change in all of these areas. The drug categories measured are tobacco, alcohol and marijuana. A *Combined* drug category has been created for all of these areas except for *Age of Onset*.

30-Day Use The question *How often do you use* is used to measure this statistic by reporting the percentage of students who report using *Once a Month* or more often.

Perception of Risk The question *Do you feel the following drugs are harmful to your health* is used to measure this statistic by reporting the percentage of students who report that using the drug is *Harmful* or *Very Harmful* to their health.

Perception of Disapproval The question *Would your parents disapprove of you...* and *Would your friends disapprove of you...* are used to measure this statistic by reporting the percentage of students who report that parents/friends would *Disapprove* or *Strongly Disapprove* of using tobacco, alcohol and marijuana.

Age of Onset The question *At what age did you first use...* is used to measure this statistic. The possible responses to this question range from *8 or Under* to *17 or Older*. The table shows the age range that represents the average category score for this question of those students who answered the question with a response other than *Never Used*.

Availability The question *How easy is it to get...* is used to measure this statistic by reporting the percentage of students who report that the drug is *Fairly Easy* or *Very Easy* to get.

Friends Use The question *Do your friends use...* is used to measure this statistic by reporting the percentage of students who report that their friends *Never* use tobacco or illicit drugs and *Never* or *Seldom* use alcohol.

5.1 Monthly Use

Table 5.1: Monthly Use of Alcohol

| Grade Level | N of Valid | N of Miss | Percent of Use |
|-------------|------------|-----------|----------------|
| 7th | 605 | 34 | 8.9 |
| 8th | 579 | 13 | 15.4 |
| 9th | 514 | 8 | 24.1 |
| 10th | 517 | 3 | 36.2 |
| 11th | 318 | 3 | 31.4 |
| 12th | 272 | 2 | 36.8 |
| Jr Hi | 1184 | 47 | 12.1 |
| Sr Hi | 1621 | 16 | 31.5 |
| Total | 2805 | 63 | 23.3 |

Table 5.2: Monthly Use of Tobacco

| Grade Level | N of Valid | N of Miss | Percent of Use |
|-------------|------------|-----------|----------------|
| 7th | 603 | 36 | 8.8 |
| 8th | 578 | 14 | 14.5 |
| 9th | 514 | 8 | 22.8 |
| 10th | 517 | 3 | 34.2 |
| 11th | 320 | 1 | 28.1 |
| 12th | 272 | 2 | 37.5 |
| Jr Hi | 1181 | 50 | 11.6 |
| Sr Hi | 1623 | 14 | 29.9 |
| Total | 2804 | 64 | 22.2 |

Table 5.3: Monthly Use of Marijuana

| Grade Level | N of Valid | N of Miss | Percent of Use |
|-------------|------------|-----------|----------------|
| 7th | 597 | 42 | 3.9 |
| 8th | 576 | 16 | 8.3 |
| 9th | 507 | 15 | 9.9 |
| 10th | 511 | 9 | 20.4 |
| 11th | 317 | 4 | 10.4 |
| 12th | 269 | 5 | 20.4 |
| Jr Hi | 1173 | 58 | 6.1 |
| Sr Hi | 1604 | 33 | 15.1 |
| Total | 2777 | 91 | 11.3 |

5.2 Perception of Risk

Table 5.4: Perception of Risk of Alcohol

| Grade Level | N of Valid | N of Miss | Harmful or Very Harmful |
|-------------|------------|-----------|-------------------------|
| 7th | 618 | 21 | 82.0 |
| 8th | 579 | 13 | 73.2 |
| 9th | 511 | 11 | 70.5 |
| 10th | 516 | 4 | 64.9 |
| 11th | 319 | 2 | 70.5 |
| 12th | 269 | 5 | 61.0 |
| Jr Hi | 1197 | 34 | 77.8 |
| Sr Hi | 1615 | 22 | 67.1 |
| Total | 2812 | 56 | 71.7 |

Table 5.5: Perception of Risk of Tobacco

| Grade Level | N of Valid | N of Miss | Harmful or Very Harmful |
|-------------|------------|-----------|-------------------------|
| 7th | 619 | 20 | 91.4 |
| 8th | 579 | 13 | 86.4 |
| 9th | 513 | 9 | 82.3 |
| 10th | 519 | 1 | 81.5 |
| 11th | 319 | 2 | 85.0 |
| 12th | 269 | 5 | 81.0 |
| Jr Hi | 1198 | 33 | 89.0 |
| Sr Hi | 1620 | 17 | 82.3 |
| Total | 2818 | 50 | 85.2 |

Table 5.6: Perception of Risk of Marijuana

| Grade Level | N of Valid | N of Miss | Harmful or Very Harmful |
|-------------|------------|-----------|-------------------------|
| 7th | 616 | 23 | 91.2 |
| 8th | 576 | 16 | 84.4 |
| 9th | 508 | 14 | 81.1 |
| 10th | 516 | 4 | 71.7 |
| 11th | 319 | 2 | 78.4 |
| 12th | 267 | 7 | 69.7 |
| Jr Hi | 1192 | 39 | 87.9 |
| Sr Hi | 1610 | 27 | 75.7 |
| Total | 2802 | 66 | 80.9 |

5.3 Perception of Disapproval

Table 5.7: Perception of Parents Disapproval of Tobacco

| Grade Level | N of Valid | N of Miss | Disapprove or Strongly Disapprove |
|-------------|------------|-----------|-----------------------------------|
| 7th | 567 | 72 | 77.4 |
| 8th | 557 | 35 | 80.3 |
| 9th | 495 | 27 | 75.8 |
| 10th | 499 | 21 | 75.4 |
| 11th | 308 | 13 | 78.9 |
| 12th | 259 | 15 | 71.4 |
| Jr Hi | 1124 | 107 | 78.8 |
| Sr Hi | 1561 | 76 | 75.5 |
| Total | 2685 | 183 | 76.9 |

Table 5.8: Perception of Parents Disapproval of Alcohol

| Grade Level | N of Valid | N of Miss | Disapprove or Strongly Disapprove |
|-------------|------------|-----------|-----------------------------------|
| 7th | 562 | 77 | 74.9 |
| 8th | 556 | 36 | 76.1 |
| 9th | 492 | 30 | 76.6 |
| 10th | 498 | 22 | 72.5 |
| 11th | 307 | 14 | 75.6 |
| 12th | 258 | 16 | 73.6 |
| Jr Hi | 1118 | 113 | 75.5 |
| Sr Hi | 1555 | 82 | 74.6 |
| Total | 2673 | 195 | 75.0 |

Table 5.9: Perception of Parents Disapproval of Marijuana

| Grade Level | N of Valid | N of Miss | Disapprove or Strongly Disapprove |
|-------------|------------|-----------|-----------------------------------|
| 7th | 559 | 80 | 80.9 |
| 8th | 557 | 35 | 82.2 |
| 9th | 490 | 32 | 82.4 |
| 10th | 499 | 21 | 82.8 |
| 11th | 309 | 12 | 87.1 |
| 12th | 258 | 16 | 82.2 |
| Jr Hi | 1116 | 115 | 81.5 |
| Sr Hi | 1556 | 81 | 83.4 |
| Total | 2672 | 196 | 82.6 |

Table 5.10: Perception of Friends Disapproval of Tobacco

| Grade Level | N of Valid | N of Miss | Disapprove or Strongly Disapprove |
|-------------|------------|-----------|-----------------------------------|
| 7th | 554 | 85 | 57.9 |
| 8th | 545 | 47 | 55.0 |
| 9th | 488 | 34 | 51.6 |
| 10th | 497 | 23 | 37.8 |
| 11th | 299 | 22 | 51.2 |
| 12th | 254 | 20 | 38.2 |
| Jr Hi | 1099 | 132 | 56.5 |
| Sr Hi | 1538 | 99 | 44.9 |
| Total | 2637 | 231 | 49.7 |

Table 5.11: Perception of Friends Disapproval of Alcohol

| Grade Level | N of Valid | N of Miss | Disapprove or Strongly Disapprove |
|-------------|------------|-----------|-----------------------------------|
| 7th | 551 | 88 | 57.0 |
| 8th | 542 | 50 | 49.8 |
| 9th | 485 | 37 | 44.1 |
| 10th | 495 | 25 | 30.3 |
| 11th | 296 | 25 | 39.9 |
| 12th | 255 | 19 | 30.6 |
| Jr Hi | 1093 | 138 | 53.4 |
| Sr Hi | 1531 | 106 | 36.6 |
| Total | 2624 | 244 | 43.6 |

Table 5.12: Perception of Friends Disapproval of Marijuana

| Grade Level | N of Valid | N of Miss | Disapprove or Strongly Disapprove |
|-------------|------------|-----------|-----------------------------------|
| 7th | 547 | 92 | 64.0 |
| 8th | 545 | 47 | 58.7 |
| 9th | 485 | 37 | 60.4 |
| 10th | 494 | 26 | 48.6 |
| 11th | 301 | 20 | 62.5 |
| 12th | 255 | 19 | 55.3 |
| Jr Hi | 1092 | 139 | 61.4 |
| Sr Hi | 1535 | 102 | 56.2 |
| Total | 2627 | 241 | 58.3 |

5.4 Age of First Use

Table 5.13: When did you first use any alcohol?

| Grade Level | N of Valid | N of Miss | Avg Cat Score | Rounded Cat Score | Avg Age Cat |
|-------------|------------|-----------|---------------|-------------------|-------------|
| 7th | 598 | 41 | 4.354 | 4 | 10 |
| 8th | 568 | 22 | 5.021 | 5 | 11 |
| 9th | 508 | 14 | 5.774 | 6 | 12 |
| 10th | 506 | 5 | 5.871 | 6 | 12 |
| 11th | 277 | 17 | 6.698 | 7 | 13 |
| 12th | 224 | 38 | 6.455 | 6 | 12 |
| Jr Hi | 1166 | 63 | 4.719 | 5 | 11 |
| Sr Hi | 1515 | 74 | 6.074 | 6 | 12 |
| Total | 2681 | 137 | 5.641 | 6 | 12 |

Table 5.14: When did you first use any tobacco?

| Grade Level | N of Valid | N of Miss | Avg Cat Score | Rounded Cat Score | Avg Age Cat |
|-------------|------------|-----------|---------------|-------------------|-------------|
| 7th | 599 | 40 | 3.901 | 4 | 10 |
| 8th | 569 | 22 | 4.503 | 5 | 11 |
| 9th | 505 | 13 | 5.156 | 5 | 11 |
| 10th | 513 | 6 | 5.526 | 6 | 12 |
| 11th | 297 | 10 | 6.204 | 6 | 12 |
| 12th | 238 | 22 | 5.695 | 6 | 12 |
| Jr Hi | 1168 | 62 | 4.218 | 4 | 10 |
| Sr Hi | 1553 | 51 | 5.576 | 6 | 12 |
| Total | 2721 | 113 | 5.182 | 5 | 11 |

Table 5.15: When did you first use marijuana?

| Grade Level | N of Valid | N of Miss | Avg Cat Score | Rounded Cat Score | Avg Age Cat |
|-------------|------------|-----------|---------------|-------------------|-------------|
| 7th | 594 | 45 | 4.784 | 5 | 11 |
| 8th | 571 | 21 | 6.000 | 6 | 12 |
| 9th | 504 | 18 | 6.071 | 6 | 12 |
| 10th | 512 | 8 | 6.372 | 6 | 12 |
| 11th | 312 | 9 | 7.573 | 8 | 14 |
| 12th | 269 | 5 | 7.600 | 8 | 14 |
| Jr Hi | 1165 | 66 | 5.595 | 6 | 12 |
| Sr Hi | 1597 | 40 | 6.818 | 7 | 13 |
| Total | 2762 | 106 | 6.571 | 7 | 13 |

5.5 Availability

Table 5.16: Availability of Alcohol

| Grade Level | N of Valid | N of Miss | Fairly Easy or Very Easy to Get |
|-------------|------------|-----------|---------------------------------|
| 7th | 502 | 137 | 34.3 |
| 8th | 523 | 69 | 42.4 |
| 9th | 477 | 45 | 55.3 |
| 10th | 489 | 31 | 68.9 |
| 11th | 296 | 25 | 68.6 |
| 12th | 257 | 17 | 75.1 |
| Jr Hi | 1025 | 206 | 38.4 |
| Sr Hi | 1519 | 118 | 65.6 |
| Total | 2544 | 324 | 54.7 |

Table 5.17: Availability of Tobacco

| Grade Level | N of Valid | N of Miss | Fairly Easy or Very Easy to Get |
|-------------|------------|-----------|---------------------------------|
| 7th | 504 | 135 | 32.9 |
| 8th | 526 | 66 | 40.3 |
| 9th | 481 | 41 | 52.6 |
| 10th | 491 | 29 | 67.2 |
| 11th | 294 | 27 | 70.7 |
| 12th | 258 | 16 | 80.2 |
| Jr Hi | 1030 | 201 | 36.7 |
| Sr Hi | 1524 | 113 | 65.5 |
| Total | 2554 | 314 | 53.9 |

Table 5.18: Availability of Marijuana

| Grade Level | N of Valid | N of Miss | Fairly Easy or Very Easy to Get |
|-------------|------------|-----------|---------------------------------|
| 7th | 487 | 152 | 12.1 |
| 8th | 516 | 76 | 18.8 |
| 9th | 464 | 58 | 24.8 |
| 10th | 482 | 38 | 44.6 |
| 11th | 285 | 36 | 42.8 |
| 12th | 254 | 20 | 51.6 |
| Jr Hi | 1003 | 228 | 15.6 |
| Sr Hi | 1485 | 152 | 39.3 |
| Total | 2488 | 380 | 29.7 |

Table 5.19: Outcomes Measures by Grade

| Outcomes | Substance | Grade 6 | | Grade 7 | | Grade 8 | | Grade 9 | | Grade 10 | | Grade 11 | | Grade 12 | | Combined Grades | |
|------------------------------------|-----------|---------|---|---------|-----|---------|-----|---------|-----|----------|-----|----------|-----|----------|-----|-----------------|------|
| | | % | n | % | n | % | n | % | n | % | n | % | n | % | n | % | n |
| 30-Day Use | Alcohol | | | 8.9 | 605 | 15.4 | 579 | 24.1 | 514 | 36.2 | 517 | 31.4 | 318 | 36.8 | 272 | 23.3 | 2805 |
| | Tobacco | | | 8.8 | 603 | 14.5 | 578 | 22.8 | 514 | 34.2 | 517 | 28.1 | 320 | 37.5 | 272 | 22.2 | 2804 |
| | Marijuana | | | 3.9 | 597 | 8.3 | 576 | 9.9 | 507 | 20.4 | 511 | 10.4 | 317 | 20.4 | 269 | 11.3 | 2777 |
| | Combined | | | 12.6 | 609 | 20.2 | 579 | 30.7 | 514 | 45.1 | 519 | 38.4 | 320 | 47.8 | 272 | 29.8 | 2813 |
| Perception of Risk | Alcohol | | | 82.0 | 618 | 73.2 | 579 | 70.5 | 511 | 64.9 | 516 | 70.5 | 319 | 61.0 | 269 | 71.7 | 2812 |
| | Tobacco | | | 91.4 | 619 | 86.4 | 579 | 82.3 | 513 | 81.5 | 519 | 85.0 | 319 | 81.0 | 269 | 85.2 | 2818 |
| | Marijuana | | | 91.2 | 616 | 84.4 | 576 | 81.1 | 508 | 71.7 | 516 | 78.4 | 319 | 69.7 | 267 | 80.9 | 2802 |
| | Combined | | | 96.0 | 619 | 92.6 | 579 | 90.4 | 513 | 90.2 | 519 | 92.2 | 319 | 86.6 | 269 | 91.9 | 2818 |
| Perception of Parental Disapproval | Alcohol | | | 74.9 | 562 | 76.1 | 556 | 76.6 | 492 | 72.5 | 498 | 75.6 | 307 | 73.6 | 258 | 75.0 | 2673 |
| | Tobacco | | | 77.4 | 567 | 80.3 | 557 | 75.8 | 495 | 75.4 | 499 | 78.9 | 308 | 71.4 | 259 | 76.9 | 2685 |
| | Marijuana | | | 80.9 | 559 | 82.2 | 557 | 82.4 | 490 | 82.8 | 499 | 87.1 | 309 | 82.2 | 258 | 82.6 | 2672 |
| | Combined | | | 82.0 | 567 | 84.2 | 562 | 84.2 | 499 | 85.1 | 504 | 89.7 | 311 | 86.5 | 259 | 84.8 | 2702 |
| Age of Onset | Alcohol | | | 10 | 598 | 11 | 568 | 12 | 508 | 12 | 506 | 13 | 277 | 12 | 224 | 12 | 2681 |
| | Tobacco | | | 10 | 599 | 11 | 569 | 11 | 505 | 12 | 513 | 12 | 297 | 12 | 238 | 11 | 2721 |
| | Marijuana | | | 11 | 594 | 12 | 571 | 12 | 504 | 12 | 512 | 14 | 312 | 14 | 269 | 13 | 2762 |
| Perception of Peer Disapproval | Alcohol | | | 57.0 | 551 | 49.8 | 542 | 44.1 | 485 | 30.3 | 495 | 39.9 | 296 | 30.6 | 255 | 43.6 | 2624 |
| | Tobacco | | | 57.9 | 554 | 55.0 | 545 | 51.6 | 488 | 37.8 | 497 | 51.2 | 299 | 38.2 | 254 | 49.7 | 2637 |
| | Marijuana | | | 64.0 | 547 | 58.7 | 545 | 60.4 | 485 | 48.6 | 494 | 62.5 | 301 | 55.3 | 255 | 58.3 | 2627 |
| | Combined | | | 65.2 | 557 | 60.3 | 549 | 61.7 | 493 | 50.1 | 499 | 64.7 | 303 | 56.6 | 256 | 59.8 | 2657 |
| Availability | Alcohol | | | 34.3 | 502 | 42.4 | 523 | 55.3 | 477 | 68.9 | 489 | 68.6 | 296 | 75.1 | 257 | 54.7 | 2944 |
| | Tobacco | | | 32.9 | 504 | 40.3 | 526 | 52.6 | 481 | 67.2 | 491 | 70.7 | 294 | 80.2 | 258 | 53.9 | 2554 |
| | Marijuana | | | 12.1 | 487 | 18.8 | 516 | 24.8 | 464 | 44.6 | 482 | 42.8 | 285 | 51.6 | 254 | 29.7 | 2488 |
| | Combined | | | 41.5 | 511 | 50.5 | 531 | 61.8 | 482 | 74.5 | 491 | 76.7 | 296 | 83.0 | 259 | 61.7 | 2570 |
| Perception of Peer Use | Alcohol | | | 81.0 | 626 | 68.8 | 576 | 47.8 | 510 | 33.1 | 510 | 35.3 | 320 | 28.3 | 269 | 53.5 | 2811 |
| | Tobacco | | | 68.5 | 629 | 56.7 | 577 | 35.4 | 509 | 21.7 | 511 | 26.6 | 319 | 20.0 | 270 | 42.2 | 2815 |
| | Illicit | | | 83.1 | 621 | 70.7 | 570 | 56.8 | 505 | 38.4 | 510 | 49.8 | 317 | 39.5 | 271 | 59.7 | 2794 |
| | Combined | | | 87.2 | 633 | 77.2 | 580 | 63.4 | 514 | 46.4 | 515 | 55.5 | 321 | 43.2 | 271 | 65.6 | 2834 |

Table 5.20: Outcomes Measures by Gender

| Outcomes | Substance | Male | | Female | | Combined Genders | |
|------------------------------------|-----------|------|------|--------|------|------------------|------|
| | | % | n | % | n | % | n |
| 30-Day Use | Alcohol | 25.7 | 1278 | 20.8 | 1382 | 23.1 | 2660 |
| | Tobacco | 25.1 | 1281 | 19.3 | 1378 | 22.1 | 2659 |
| | Marijuana | 12.7 | 1262 | 9.8 | 1371 | 11.2 | 2633 |
| | Combined | 32.6 | 1283 | 26.7 | 1385 | 29.5 | 2668 |
| Perception of Risk | Alcohol | 69.1 | 1278 | 74.3 | 1387 | 71.8 | 2665 |
| | Tobacco | 82.7 | 1281 | 87.5 | 1390 | 85.2 | 2671 |
| | Marijuana | 77.3 | 1268 | 84.4 | 1387 | 81.0 | 2655 |
| | Combined | 89.7 | 1281 | 94.2 | 1390 | 92.0 | 2671 |
| Perception of Parental Disapproval | Alcohol | 71.3 | 1193 | 78.9 | 1340 | 75.3 | 2533 |
| | Tobacco | 72.5 | 1198 | 81.2 | 1348 | 77.1 | 2546 |
| | Marijuana | 78.1 | 1193 | 86.6 | 1340 | 82.6 | 2533 |
| | Combined | 79.9 | 1210 | 89.1 | 1352 | 84.7 | 2562 |
| Age of Onset | Alcohol | 11 | 1208 | 12 | 1348 | 12 | 2556 |
| | Tobacco | 11 | 1227 | 11 | 1363 | 11 | 2590 |
| | Marijuana | 12 | 1254 | 13 | 1368 | 13 | 2622 |
| Perception of Peer Disapproval | Alcohol | 39.0 | 1168 | 48.4 | 1319 | 44.0 | 2487 |
| | Tobacco | 42.6 | 1174 | 56.5 | 1326 | 50.0 | 2500 |
| | Marijuana | 51.4 | 1170 | 65.1 | 1321 | 58.7 | 2491 |
| | Combined | 52.8 | 1187 | 66.5 | 1332 | 60.1 | 2519 |
| Availability | Alcohol | 52.0 | 1150 | 56.7 | 1263 | 54.5 | 2413 |
| | Tobacco | 53.3 | 1157 | 54.2 | 1265 | 53.8 | 2422 |
| | Marijuana | 29.2 | 1125 | 30.0 | 1236 | 29.6 | 2361 |
| | Combined | 60.1 | 1164 | 62.7 | 1274 | 61.5 | 2438 |
| Perception of Peer Use | Alcohol | 53.2 | 1279 | 53.9 | 1387 | 53.6 | 2666 |
| | Tobacco | 40.9 | 1281 | 44.0 | 1387 | 42.5 | 2668 |
| | Illicit | 60.3 | 1272 | 59.6 | 1377 | 59.9 | 2649 |
| | Combined | 66.1 | 1290 | 65.5 | 1396 | 65.8 | 2686 |

Table 5.21: Outcomes Measures by Race

| Outcomes | Substance | Caucasian-American | | African-American | | Hispanic | | Asian-American | | Native American | | Other | | Combined Races | |
|------------------------------------|-----------|--------------------|------|------------------|----|----------|----|----------------|----|-----------------|----|-------|-----|----------------|------|
| | | % | n | % | n | % | n | % | n | % | n | % | n | % | n |
| 30-Day Use | Alcohol | 22.5 | 2564 | 38.9 | 36 | 46.2 | 13 | 75.0 | 12 | 41.7 | 24 | 24.8 | 117 | 23.3 | 2766 |
| | Tobacco | 21.5 | 2562 | 29.7 | 37 | 38.5 | 13 | 66.7 | 12 | 41.7 | 24 | 23.1 | 117 | 22.1 | 2765 |
| | Marijuana | 10.1 | 2538 | 36.1 | 36 | 46.2 | 13 | 58.3 | 12 | 16.7 | 24 | 17.2 | 116 | 11.2 | 2739 |
| | Combined | 29.1 | 2571 | 40.5 | 37 | 53.8 | 13 | 75.0 | 12 | 50.0 | 24 | 29.9 | 117 | 29.8 | 2774 |
| Perception of Risk | Alcohol | 72.4 | 2570 | 55.3 | 38 | 61.5 | 13 | 50.0 | 12 | 50.0 | 24 | 71.6 | 116 | 71.8 | 2773 |
| | Tobacco | 86.1 | 2576 | 65.8 | 38 | 69.2 | 13 | 58.3 | 12 | 58.3 | 24 | 83.6 | 116 | 85.2 | 2779 |
| | Marijuana | 82.1 | 2563 | 67.6 | 37 | 61.5 | 13 | 41.7 | 12 | 62.5 | 24 | 72.8 | 114 | 81.0 | 2763 |
| | Combined | 92.9 | 2576 | 71.1 | 38 | 76.9 | 13 | 58.3 | 12 | 66.7 | 24 | 88.8 | 116 | 92.0 | 2779 |
| Perception of Parental Disapproval | Alcohol | 75.9 | 2451 | 62.1 | 29 | 61.5 | 13 | 41.7 | 12 | 50.0 | 22 | 70.6 | 109 | 75.1 | 2636 |
| | Tobacco | 78.1 | 2463 | 55.2 | 29 | 61.5 | 13 | 33.3 | 12 | 54.5 | 22 | 69.7 | 109 | 77.0 | 2648 |
| | Marijuana | 83.8 | 2452 | 58.6 | 29 | 69.2 | 13 | 41.7 | 12 | 68.2 | 22 | 74.1 | 108 | 82.7 | 2636 |
| | Combined | 86.0 | 2478 | 58.1 | 31 | 69.2 | 13 | 41.7 | 12 | 72.7 | 22 | 76.1 | 109 | 84.9 | 2665 |
| Age of Onset | Alcohol | 12 | 2451 | 11 | 60 | 11 | 10 | 11 | 12 | 11 | 25 | 11 | 108 | 12 | 2666 |
| | Tobacco | 11 | 2485 | 11 | 54 | 10 | 11 | 9 | 11 | 11 | 25 | 10 | 114 | 11 | 2700 |
| | Marijuana | 13 | 2531 | 11 | 33 | 12 | 12 | 11 | 12 | 11 | 24 | 11 | 112 | 13 | 2724 |
| Perception of Peer Disapproval | Alcohol | 44.0 | 2409 | 28.6 | 28 | 38.5 | 13 | 16.7 | 12 | 22.7 | 22 | 45.8 | 107 | 43.6 | 2591 |
| | Tobacco | 50.3 | 2421 | 25.0 | 28 | 38.5 | 13 | 25.0 | 12 | 31.8 | 22 | 50.5 | 107 | 49.7 | 2603 |
| | Marijuana | 58.9 | 2412 | 35.7 | 28 | 61.5 | 13 | 33.3 | 12 | 54.5 | 22 | 55.1 | 107 | 58.4 | 2594 |
| | Combined | 60.3 | 2439 | 37.9 | 29 | 69.2 | 13 | 33.3 | 12 | 54.5 | 22 | 57.4 | 108 | 59.8 | 2623 |
| Availability | Alcohol | 54.4 | 2332 | 67.9 | 28 | 75.0 | 12 | 75.0 | 12 | 57.1 | 21 | 52.0 | 102 | 54.7 | 2507 |
| | Tobacco | 53.3 | 2339 | 67.9 | 28 | 75.0 | 12 | 83.3 | 12 | 63.6 | 22 | 55.8 | 104 | 53.9 | 2517 |
| | Marijuana | 29.0 | 2279 | 46.4 | 28 | 58.3 | 12 | 50.0 | 12 | 33.3 | 21 | 34.0 | 100 | 29.6 | 2452 |
| | Combined | 61.5 | 2354 | 71.4 | 28 | 83.3 | 12 | 83.3 | 12 | 68.2 | 22 | 61.0 | 105 | 61.8 | 2533 |
| Perception of Peer Use | Alcohol | 53.8 | 2566 | 44.4 | 36 | 30.8 | 13 | 25.0 | 12 | 37.5 | 24 | 61.0 | 118 | 53.6 | 2769 |
| | Tobacco | 42.5 | 2570 | 34.2 | 38 | 16.7 | 12 | 25.0 | 12 | 41.7 | 24 | 41.5 | 118 | 42.1 | 2774 |
| | Illicit | 60.2 | 2551 | 44.7 | 38 | 30.8 | 13 | 33.3 | 12 | 58.3 | 24 | 58.8 | 114 | 59.7 | 2752 |
| | Combined | 66.0 | 2587 | 52.6 | 38 | 46.2 | 13 | 33.3 | 12 | 58.3 | 24 | 67.8 | 118 | 65.6 | 2792 |

Chapter 6

Percentage Tables

This chapter contains your school survey results in tabular form. Each table corresponds to an item on the questionnaire. The tables contain percentage data by grade level, *Junior High* (grades 6 through 8), *Senior High* (grades 9 through 12), and *Total*. The *N of Valid* column contains the number of students responding to the item and the *N of Missing* column contains the number of students not responding to the item. The remaining columns contain the percentages of students responding to the particular response categories.

The percentage tables of the report appear in the same order as corresponding questions on the questionnaire. The Table of Contents contains the percentage tables by section and gives the page number where each section is located. The List of Tables contains the location of each individual table.

The last section of tables presents the frequency of drug use *How Often Do You Use* data with the categories *collapsed* as follows:

- Daily Use – Every Day
- Weekly Use – Once/Week + 3 Times/Week + Every Day
- Monthly Use – Once/Month + Twice/Month + Once/Week + 3 Times/Week + Every Day
- Annual Use – Once/Year + 6 Times/Year + Once/Month + Twice/Month + Once/Week + 3 Times/Week + Every Day

Three additional drug use categories have been created for the question *How Often Do You Use* by combining the existing data. A *Tobacco Use* category was created by looking at the responses on each questionnaire on the tobacco categories and taking the highest value as the value for *Tobacco Use*. The *Alcohol Use* category was created by looking at the responses on each questionnaire on the alcohol categories. The category of *Illicit Drug Use* was created in the same way by looking at the illicit drug categories. Therefore, the *Tobacco Use* category represents any tobacco use regardless of the type of tobacco, the *Alcohol Use* category represents any alcohol use regardless of the type of alcohol and the *Illicit Drug Use* category represents any illicit drug use regardless of the type of drug.

6.1 Personal & Family Information

Table 6.1: Ethnic Origin

| Grade Level | N of Valid | N of Miss | White | African American | Hispanic Latino | Asian PacIsIndr | Native American | Mixed Origin | Other |
|-------------|------------|-----------|-------|------------------|-----------------|-----------------|-----------------|--------------|-------|
| 7th | 627 | 12 | 92.8 | 1.0 | 0.2 | 0.0 | 1.3 | 4.3 | 0.5 |
| 8th | 583 | 9 | 93.1 | 1.0 | 0.0 | 0.3 | 1.0 | 3.6 | 0.9 |
| 9th | 513 | 9 | 92.8 | 1.8 | 0.6 | 0.2 | 0.2 | 3.3 | 1.2 |
| 10th | 514 | 6 | 92.2 | 1.9 | 0.2 | 0.2 | 1.0 | 2.9 | 1.6 |
| 11th | 317 | 4 | 93.4 | 1.3 | 0.9 | 0.9 | 0.6 | 1.3 | 1.6 |
| 12th | 271 | 3 | 91.5 | 1.1 | 1.8 | 1.8 | 0.7 | 1.5 | 1.5 |
| Jr Hi | 1210 | 21 | 93.0 | 1.0 | 0.1 | 0.2 | 1.2 | 4.0 | 0.7 |
| Sr Hi | 1615 | 22 | 92.5 | 1.6 | 0.7 | 0.6 | 0.6 | 2.5 | 1.4 |
| Total | 2825 | 43 | 92.7 | 1.3 | 0.5 | 0.4 | 0.8 | 3.1 | 1.1 |

Table 6.2: Sex

| Grade Level | N of Valid | N of Miss | Male | Female |
|-------------|------------|-----------|------|--------|
| 7th | 611 | 28 | 47.3 | 52.7 |
| 8th | 547 | 45 | 47.2 | 52.8 |
| 9th | 495 | 27 | 49.1 | 50.9 |
| 10th | 491 | 29 | 48.9 | 51.1 |
| 11th | 308 | 13 | 53.9 | 46.1 |
| 12th | 264 | 10 | 44.3 | 55.7 |
| Jr Hi | 1158 | 73 | 47.2 | 52.8 |
| Sr Hi | 1558 | 79 | 49.2 | 50.8 |
| Total | 2716 | 152 | 48.3 | 51.7 |

Table 6.3: Age

| Grade Level | N of Valid | N of Miss | -10 | 11 | 12 | 13 | 14 | 15 | 16 | 17 | 18 | 19+ |
|-------------|------------|-----------|-----|-----|------|------|------|------|------|------|------|-----|
| 7th | 636 | 3 | 0.0 | 0.3 | 51.4 | 41.7 | 6.4 | 0.0 | 0.0 | 0.0 | 0.0 | 0.2 |
| 8th | 592 | 0 | 0.0 | 0.0 | 0.5 | 57.1 | 35.3 | 6.8 | 0.2 | 0.0 | 0.0 | 0.2 |
| 9th | 519 | 3 | 0.0 | 0.0 | 0.0 | 0.8 | 57.2 | 35.5 | 6.0 | 0.4 | 0.0 | 0.2 |
| 10th | 518 | 2 | 0.0 | 0.0 | 0.0 | 0.2 | 1.0 | 55.0 | 38.0 | 5.4 | 0.4 | 0.0 |
| 11th | 321 | 0 | 0.0 | 0.0 | 0.0 | 0.0 | 0.0 | 0.9 | 58.6 | 35.8 | 4.7 | 0.0 |
| 12th | 271 | 3 | 0.7 | 0.4 | 0.0 | 0.0 | 0.4 | 0.0 | 0.7 | 62.7 | 29.5 | 5.5 |
| Jr Hi | 1228 | 3 | 0.0 | 0.2 | 26.9 | 49.1 | 20.4 | 3.3 | 0.1 | 0.0 | 0.0 | 0.2 |
| Sr Hi | 1629 | 8 | 0.1 | 0.1 | 0.0 | 0.3 | 18.6 | 29.0 | 25.7 | 19.3 | 6.0 | 1.0 |
| Total | 2857 | 11 | 0.1 | 0.1 | 11.6 | 21.3 | 19.4 | 17.9 | 14.7 | 11.0 | 3.4 | 0.6 |

Table 6.4: Do you live with:

| Grade Level | N of Valid | N of Miss | Both Parents | Mother Only | Father Only | Mother & Stepfather | Father & Stepmother | Other |
|-------------|------------|-----------|--------------|-------------|-------------|---------------------|---------------------|-------|
| 7th | 636 | 3 | 56.6 | 13.8 | 3.8 | 14.9 | 4.4 | 6.4 |
| 8th | 585 | 7 | 54.7 | 15.4 | 4.6 | 14.7 | 3.9 | 6.7 |
| 9th | 517 | 5 | 55.7 | 13.3 | 3.1 | 16.6 | 4.6 | 6.6 |
| 10th | 518 | 2 | 54.6 | 13.5 | 4.4 | 15.4 | 5.2 | 6.8 |
| 11th | 320 | 1 | 55.9 | 12.2 | 3.4 | 16.3 | 4.7 | 7.5 |
| 12th | 270 | 4 | 52.6 | 14.8 | 5.2 | 12.6 | 3.7 | 11.1 |
| Jr Hi | 1221 | 10 | 55.7 | 14.6 | 4.2 | 14.8 | 4.2 | 6.6 |
| Sr Hi | 1625 | 12 | 54.9 | 13.4 | 3.9 | 15.5 | 4.7 | 7.6 |
| Total | 2846 | 22 | 55.2 | 13.9 | 4.0 | 15.2 | 4.5 | 7.1 |

Table 6.5: Do you have a job?

| Grade Level | N of Valid | N of Miss | Yes, Full-time | Yes, Part-time | No |
|-------------|------------|-----------|----------------|----------------|------|
| 7th | 621 | 18 | 1.0 | 11.4 | 87.6 |
| 8th | 577 | 15 | 0.5 | 11.8 | 87.7 |
| 9th | 498 | 24 | 1.0 | 16.1 | 82.9 |
| 10th | 509 | 11 | 1.6 | 22.2 | 76.2 |
| 11th | 313 | 8 | 2.2 | 37.7 | 60.1 |
| 12th | 267 | 7 | 10.5 | 49.1 | 40.4 |
| Jr Hi | 1198 | 33 | 0.8 | 11.6 | 87.6 |
| Sr Hi | 1587 | 50 | 3.0 | 27.9 | 69.1 |
| Total | 2785 | 83 | 2.0 | 20.9 | 77.1 |

Table 6.6: Does your father have a job?

| Grade Level | N of Valid | N of Miss | Yes, Full-time | Yes, Part-time | No |
|-------------|------------|-----------|----------------|----------------|------|
| 7th | 599 | 40 | 77.1 | 14.5 | 8.3 |
| 8th | 549 | 43 | 78.0 | 12.2 | 9.8 |
| 9th | 491 | 31 | 80.4 | 10.2 | 9.4 |
| 10th | 494 | 26 | 80.6 | 5.9 | 13.6 |
| 11th | 303 | 18 | 84.5 | 5.9 | 9.6 |
| 12th | 262 | 12 | 81.7 | 5.7 | 12.6 |
| Jr Hi | 1148 | 83 | 77.5 | 13.4 | 9.1 |
| Sr Hi | 1550 | 87 | 81.5 | 7.2 | 11.3 |
| Total | 2698 | 170 | 79.8 | 9.9 | 10.3 |

Table 6.7: Does your mother have a job?

| Grade Level | N of Valid | N of Miss | Yes, Full-time | Yes, Part-time | No |
|-------------|------------|-----------|----------------|----------------|------|
| 7th | 586 | 53 | 57.0 | 20.6 | 22.4 |
| 8th | 562 | 30 | 58.5 | 21.4 | 20.1 |
| 9th | 491 | 31 | 64.4 | 16.1 | 19.6 |
| 10th | 498 | 22 | 63.3 | 16.3 | 20.5 |
| 11th | 303 | 18 | 65.3 | 17.2 | 17.5 |
| 12th | 262 | 12 | 67.9 | 12.2 | 19.8 |
| Jr Hi | 1148 | 83 | 57.8 | 21.0 | 21.3 |
| Sr Hi | 1554 | 83 | 64.8 | 15.7 | 19.5 |
| Total | 2702 | 166 | 61.8 | 17.9 | 20.2 |

Table 6.8: What is the educational level of your father?

| Grade Level | N of Valid | N of Miss | Some High School | High School Graduate | Some College | College Graduate |
|-------------|------------|-----------|------------------|----------------------|--------------|------------------|
| 7th | 527 | 112 | 19.7 | 47.2 | 13.1 | 19.9 |
| 8th | 509 | 83 | 19.3 | 44.2 | 16.3 | 20.2 |
| 9th | 457 | 65 | 19.0 | 46.4 | 16.4 | 18.2 |
| 10th | 463 | 57 | 17.3 | 53.3 | 15.6 | 13.8 |
| 11th | 287 | 34 | 11.5 | 43.9 | 18.1 | 26.5 |
| 12th | 245 | 29 | 16.7 | 57.6 | 11.4 | 14.3 |
| Jr Hi | 1036 | 195 | 19.5 | 45.8 | 14.7 | 20.1 |
| Sr Hi | 1452 | 185 | 16.6 | 50.0 | 15.6 | 17.8 |
| Total | 2488 | 380 | 17.8 | 48.2 | 15.2 | 18.7 |

Table 6.9: What is the educational level of your mother?

| Grade Level | N of Valid | N of Miss | Some High School | High School Graduate | Some College | College Graduate |
|-------------|------------|-----------|------------------|----------------------|--------------|------------------|
| 7th | 539 | 100 | 14.3 | 38.8 | 19.3 | 27.6 |
| 8th | 526 | 66 | 13.3 | 41.6 | 20.0 | 25.1 |
| 9th | 473 | 49 | 12.5 | 38.3 | 25.6 | 23.7 |
| 10th | 479 | 41 | 12.9 | 48.0 | 17.7 | 21.3 |
| 11th | 297 | 24 | 10.8 | 37.4 | 20.9 | 31.0 |
| 12th | 252 | 22 | 11.9 | 42.9 | 20.6 | 24.6 |
| Jr Hi | 1065 | 166 | 13.8 | 40.2 | 19.6 | 26.4 |
| Sr Hi | 1501 | 136 | 12.2 | 42.0 | 21.3 | 24.5 |
| Total | 2566 | 302 | 12.9 | 41.2 | 20.6 | 25.3 |

6.2 Student Characteristics

Table 6.10: Do you make good grades?

| Grade Level | N of Valid | N of Miss | Never | Seldom | Sometimes | Often | A Lot |
|-------------|------------|-----------|-------|--------|-----------|-------|-------|
| 7th | 634 | 5 | 0.6 | 3.8 | 27.4 | 37.9 | 30.3 |
| 8th | 589 | 3 | 1.0 | 3.6 | 24.8 | 38.2 | 32.4 |
| 9th | 520 | 2 | 2.1 | 3.8 | 28.1 | 35.2 | 30.8 |
| 10th | 517 | 3 | 2.1 | 5.8 | 25.9 | 34.2 | 31.9 |
| 11th | 320 | 1 | 1.9 | 2.8 | 23.8 | 37.8 | 33.8 |
| 12th | 272 | 2 | 2.2 | 1.5 | 22.8 | 41.5 | 32.0 |
| Jr Hi | 1223 | 8 | 0.8 | 3.7 | 26.2 | 38.0 | 31.3 |
| Sr Hi | 1629 | 8 | 2.1 | 3.9 | 25.7 | 36.5 | 31.9 |
| Total | 2852 | 16 | 1.5 | 3.8 | 25.9 | 37.1 | 31.7 |

Table 6.11: Do you get into trouble at school?

| Grade Level | N of Valid | N of Miss | Never | Seldom | Sometimes | Often | A Lot |
|-------------|------------|-----------|-------|--------|-----------|-------|-------|
| 7th | 633 | 6 | 34.1 | 35.2 | 19.6 | 6.8 | 4.3 |
| 8th | 583 | 9 | 29.3 | 42.0 | 22.8 | 3.4 | 2.4 |
| 9th | 520 | 2 | 30.8 | 42.1 | 21.0 | 4.4 | 1.7 |
| 10th | 516 | 4 | 36.8 | 38.4 | 15.9 | 4.3 | 4.7 |
| 11th | 321 | 0 | 41.4 | 41.4 | 14.3 | 1.2 | 1.6 |
| 12th | 270 | 4 | 48.5 | 38.1 | 8.9 | 1.5 | 3.0 |
| Jr Hi | 1216 | 15 | 31.8 | 38.5 | 21.1 | 5.2 | 3.4 |
| Sr Hi | 1627 | 10 | 37.7 | 40.1 | 16.0 | 3.3 | 2.8 |
| Total | 2843 | 25 | 35.2 | 39.4 | 18.2 | 4.1 | 3.1 |

Table 6.12: Do you take part in school sports teams?

| Grade Level | N of Valid | N of Miss | Never | Seldom | Sometimes | Often | A Lot |
|-------------|------------|-----------|-------|--------|-----------|-------|-------|
| 7th | 621 | 18 | 27.7 | 10.5 | 15.3 | 10.5 | 36.1 |
| 8th | 569 | 23 | 34.3 | 12.3 | 12.7 | 10.4 | 30.4 |
| 9th | 514 | 8 | 29.6 | 13.8 | 12.6 | 11.5 | 32.5 |
| 10th | 505 | 15 | 36.8 | 13.5 | 13.7 | 12.9 | 23.2 |
| 11th | 316 | 5 | 31.6 | 11.1 | 16.8 | 13.0 | 27.5 |
| 12th | 269 | 5 | 39.4 | 15.2 | 8.9 | 13.4 | 23.0 |
| Jr Hi | 1190 | 41 | 30.8 | 11.3 | 14.0 | 10.4 | 33.4 |
| Sr Hi | 1604 | 33 | 33.9 | 13.4 | 13.2 | 12.5 | 27.0 |
| Total | 2794 | 74 | 32.6 | 12.5 | 13.5 | 11.6 | 29.7 |

Table 6.13: Do you take part in school activities such as band, clubs, etc?

| Grade Level | N of Valid | N of Miss | Never | Seldom | Sometimes | Often | A Lot |
|-------------|------------|-----------|-------|--------|-----------|-------|-------|
| 7th | 630 | 9 | 44.9 | 10.6 | 10.8 | 9.7 | 24.0 |
| 8th | 587 | 5 | 40.5 | 10.2 | 13.5 | 13.8 | 22.0 |
| 9th | 519 | 3 | 37.8 | 13.9 | 15.4 | 17.7 | 15.2 |
| 10th | 518 | 2 | 35.1 | 13.9 | 16.0 | 14.9 | 20.1 |
| 11th | 321 | 0 | 30.2 | 13.7 | 15.0 | 17.1 | 24.0 |
| 12th | 272 | 2 | 26.1 | 11.0 | 19.1 | 21.7 | 22.1 |
| Jr Hi | 1217 | 14 | 42.8 | 10.4 | 12.1 | 11.7 | 23.0 |
| Sr Hi | 1630 | 7 | 33.5 | 13.4 | 16.1 | 17.4 | 19.6 |
| Total | 2847 | 21 | 37.5 | 12.1 | 14.4 | 14.9 | 21.1 |

Table 6.14: Do you take part in community activities such as scouts, rec. teams, youth clubs, etc?

| Grade Level | N of Valid | N of Miss | Never | Seldom | Sometimes | Often | A Lot |
|-------------|------------|-----------|-------|--------|-----------|-------|-------|
| 7th | 631 | 8 | 52.6 | 14.6 | 12.4 | 8.6 | 11.9 |
| 8th | 582 | 10 | 53.6 | 13.4 | 14.6 | 9.1 | 9.3 |
| 9th | 518 | 4 | 52.5 | 17.6 | 14.1 | 7.3 | 8.5 |
| 10th | 515 | 5 | 49.5 | 18.1 | 15.3 | 7.8 | 9.3 |
| 11th | 320 | 1 | 43.1 | 16.3 | 21.9 | 9.1 | 9.7 |
| 12th | 271 | 3 | 43.2 | 19.6 | 18.5 | 7.7 | 11.1 |
| Jr Hi | 1213 | 18 | 53.1 | 14.0 | 13.4 | 8.8 | 10.6 |
| Sr Hi | 1624 | 13 | 48.2 | 17.8 | 16.7 | 7.9 | 9.4 |
| Total | 2837 | 31 | 50.3 | 16.2 | 15.3 | 8.3 | 9.9 |

Table 6.15: Do you attend church, synagogue, etc.?

| Grade Level | N of Valid | N of Miss | Never | Seldom | Sometimes | Often | A Lot |
|-------------|------------|-----------|-------|--------|-----------|-------|-------|
| 7th | 623 | 16 | 18.1 | 18.0 | 20.4 | 17.5 | 26.0 |
| 8th | 582 | 10 | 22.9 | 19.9 | 18.7 | 16.2 | 22.3 |
| 9th | 513 | 9 | 28.8 | 18.5 | 17.2 | 10.3 | 25.1 |
| 10th | 517 | 3 | 26.1 | 24.0 | 20.1 | 9.3 | 20.5 |
| 11th | 320 | 1 | 25.3 | 16.3 | 21.3 | 11.9 | 25.3 |
| 12th | 269 | 5 | 31.2 | 24.2 | 15.2 | 8.6 | 20.8 |
| Jr Hi | 1205 | 26 | 20.4 | 18.9 | 19.6 | 16.8 | 24.2 |
| Sr Hi | 1619 | 18 | 27.7 | 20.8 | 18.6 | 10.0 | 23.0 |
| Total | 2824 | 44 | 24.6 | 20.0 | 19.0 | 12.9 | 23.5 |

Table 6.16: Have you threatened to harm a teacher?

| Grade Level | N of Valid | N of Miss | Never | Seldom | Sometimes | Often | A Lot |
|-------------|------------|-----------|-------|--------|-----------|-------|-------|
| 7th | 628 | 11 | 95.5 | 2.4 | 0.8 | 1.0 | 0.3 |
| 8th | 586 | 6 | 93.3 | 3.8 | 2.2 | 0.2 | 0.5 |
| 9th | 513 | 9 | 90.3 | 5.8 | 3.3 | 0.2 | 0.4 |
| 10th | 514 | 6 | 89.7 | 5.4 | 2.3 | 0.6 | 1.9 |
| 11th | 318 | 3 | 94.3 | 2.8 | 1.9 | 0.3 | 0.6 |
| 12th | 267 | 7 | 90.3 | 4.5 | 0.7 | 0.7 | 3.7 |
| Jr Hi | 1214 | 17 | 94.5 | 3.0 | 1.5 | 0.6 | 0.4 |
| Sr Hi | 1612 | 25 | 90.9 | 4.9 | 2.3 | 0.4 | 1.5 |
| Total | 2826 | 42 | 92.4 | 4.1 | 1.9 | 0.5 | 1.0 |

Table 6.17: Have you threatened to harm one or both of your parents, guardians, etc.?

| Grade Level | N of Valid | N of Miss | Never | Seldom | Sometimes | Often | A Lot |
|-------------|------------|-----------|-------|--------|-----------|-------|-------|
| 7th | 632 | 7 | 89.7 | 5.9 | 2.5 | 0.6 | 1.3 |
| 8th | 589 | 3 | 89.6 | 6.6 | 2.4 | 1.0 | 0.3 |
| 9th | 517 | 5 | 84.7 | 9.1 | 3.5 | 1.9 | 0.8 |
| 10th | 516 | 4 | 87.0 | 6.0 | 3.1 | 1.6 | 2.3 |
| 11th | 321 | 0 | 87.9 | 7.8 | 2.8 | 0.6 | 0.9 |
| 12th | 272 | 2 | 88.2 | 5.5 | 2.6 | 1.5 | 2.2 |
| Jr Hi | 1221 | 10 | 89.7 | 6.2 | 2.5 | 0.8 | 0.8 |
| Sr Hi | 1626 | 11 | 86.7 | 7.3 | 3.1 | 1.5 | 1.5 |
| Total | 2847 | 21 | 88.0 | 6.8 | 2.8 | 1.2 | 1.2 |

Table 6.18: Do your parents talk with you about the problems of alcohol/drugs?

| Grade Level | N of Valid | N of Miss | Never | Seldom | Sometimes | Often | A Lot |
|-------------|------------|-----------|-------|--------|-----------|-------|-------|
| 7th | 634 | 5 | 18.8 | 16.6 | 26.2 | 18.5 | 20.0 |
| 8th | 584 | 8 | 12.8 | 21.1 | 30.8 | 16.4 | 18.8 |
| 9th | 517 | 5 | 15.9 | 17.8 | 32.5 | 18.4 | 15.5 |
| 10th | 516 | 4 | 20.7 | 21.5 | 29.3 | 16.5 | 12.0 |
| 11th | 321 | 0 | 17.4 | 23.7 | 34.3 | 16.2 | 8.4 |
| 12th | 271 | 3 | 22.9 | 23.6 | 31.7 | 14.0 | 7.7 |
| Jr Hi | 1218 | 13 | 15.9 | 18.7 | 28.4 | 17.5 | 19.5 |
| Sr Hi | 1625 | 12 | 18.9 | 21.1 | 31.7 | 16.6 | 11.7 |
| Total | 2843 | 25 | 17.6 | 20.1 | 30.3 | 17.0 | 15.0 |

Table 6.19: Do your friends talk with you about the problems of alcohol/drugs?

| Grade Level | N of Valid | N of Miss | Never | Seldom | Sometimes | Often | A Lot |
|-------------|------------|-----------|-------|--------|-----------|-------|-------|
| 7th | 625 | 14 | 52.3 | 19.5 | 16.5 | 6.1 | 5.6 |
| 8th | 580 | 12 | 44.5 | 22.9 | 19.7 | 8.8 | 4.1 |
| 9th | 515 | 7 | 36.1 | 28.2 | 20.4 | 9.5 | 5.8 |
| 10th | 509 | 11 | 38.1 | 22.0 | 21.0 | 10.2 | 8.6 |
| 11th | 318 | 3 | 39.3 | 23.0 | 28.3 | 6.0 | 3.5 |
| 12th | 270 | 4 | 40.0 | 25.9 | 21.5 | 8.1 | 4.4 |
| Jr Hi | 1205 | 26 | 48.5 | 21.2 | 18.0 | 7.4 | 4.9 |
| Sr Hi | 1612 | 25 | 38.0 | 24.8 | 22.3 | 8.8 | 6.0 |
| Total | 2817 | 51 | 42.5 | 23.3 | 20.5 | 8.2 | 5.5 |

Table 6.20: Do your friends use tobacco?

| Grade Level | N of Valid | N of Miss | Never | Seldom | Sometimes | Often | A Lot |
|-------------|------------|-----------|-------|--------|-----------|-------|-------|
| 7th | 629 | 10 | 68.5 | 9.9 | 9.1 | 6.0 | 6.5 |
| 8th | 577 | 15 | 56.7 | 12.0 | 12.5 | 7.3 | 11.6 |
| 9th | 509 | 13 | 35.4 | 15.5 | 19.6 | 13.2 | 16.3 |
| 10th | 511 | 9 | 21.7 | 15.7 | 23.3 | 13.9 | 25.4 |
| 11th | 319 | 2 | 26.6 | 14.1 | 26.3 | 13.8 | 19.1 |
| 12th | 270 | 4 | 20.0 | 16.3 | 21.9 | 15.9 | 25.9 |
| Jr Hi | 1206 | 25 | 62.9 | 10.9 | 10.7 | 6.6 | 9.0 |
| Sr Hi | 1609 | 28 | 26.7 | 15.4 | 22.5 | 14.0 | 21.4 |
| Total | 2815 | 53 | 42.2 | 13.5 | 17.4 | 10.8 | 16.1 |

Table 6.21: Do your friends use alcohol?

| Grade Level | N of Valid | N of Miss | Never | Seldom | Sometimes | Often | A Lot |
|-------------|------------|-----------|-------|--------|-----------|-------|-------|
| 7th | 626 | 13 | 71.1 | 9.9 | 9.6 | 4.8 | 4.6 |
| 8th | 576 | 16 | 55.6 | 13.2 | 14.6 | 8.0 | 8.7 |
| 9th | 510 | 12 | 30.0 | 17.8 | 25.1 | 13.9 | 13.1 |
| 10th | 510 | 10 | 16.9 | 16.3 | 28.0 | 17.1 | 21.8 |
| 11th | 320 | 1 | 21.3 | 14.1 | 29.1 | 18.4 | 17.2 |
| 12th | 269 | 5 | 14.1 | 14.1 | 28.3 | 23.8 | 19.7 |
| Jr Hi | 1202 | 29 | 63.6 | 11.5 | 12.0 | 6.3 | 6.6 |
| Sr Hi | 1609 | 28 | 21.4 | 16.0 | 27.3 | 17.5 | 17.8 |
| Total | 2811 | 57 | 39.5 | 14.1 | 20.8 | 12.7 | 13.0 |

Table 6.22: Do your friends use drugs?

| Grade Level | N of Valid | N of Miss | Never | Seldom | Sometimes | Often | A Lot |
|-------------|------------|-----------|-------|--------|-----------|-------|-------|
| 7th | 621 | 18 | 83.1 | 6.3 | 3.9 | 3.2 | 3.5 |
| 8th | 570 | 22 | 70.7 | 10.0 | 8.8 | 3.7 | 6.8 |
| 9th | 505 | 17 | 56.8 | 15.8 | 13.1 | 6.9 | 7.3 |
| 10th | 510 | 10 | 38.4 | 18.4 | 17.5 | 9.4 | 16.3 |
| 11th | 317 | 4 | 49.8 | 19.9 | 15.8 | 6.3 | 8.2 |
| 12th | 271 | 3 | 39.5 | 20.3 | 18.5 | 8.9 | 12.9 |
| Jr Hi | 1191 | 40 | 77.2 | 8.1 | 6.2 | 3.4 | 5.1 |
| Sr Hi | 1603 | 34 | 46.7 | 18.2 | 15.9 | 7.9 | 11.3 |
| Total | 2794 | 74 | 59.7 | 13.9 | 11.8 | 6.0 | 8.7 |

Table 6.23: Does your school set clear rules on using drugs at school?

| Grade Level | N of Valid | N of Miss | Never | Seldom | Sometimes | Often | A Lot |
|-------------|------------|-----------|-------|--------|-----------|-------|-------|
| 7th | 627 | 12 | 4.9 | 3.2 | 9.1 | 15.0 | 67.8 |
| 8th | 582 | 10 | 5.2 | 4.3 | 8.6 | 20.6 | 61.3 |
| 9th | 513 | 9 | 7.8 | 7.8 | 10.1 | 20.5 | 53.8 |
| 10th | 514 | 6 | 6.4 | 5.8 | 14.8 | 24.3 | 48.6 |
| 11th | 319 | 2 | 4.7 | 5.6 | 10.7 | 26.0 | 53.0 |
| 12th | 271 | 3 | 5.9 | 3.3 | 11.4 | 22.5 | 56.8 |
| Jr Hi | 1209 | 22 | 5.0 | 3.7 | 8.9 | 17.7 | 64.7 |
| Sr Hi | 1617 | 20 | 6.4 | 6.0 | 11.9 | 23.1 | 52.5 |
| Total | 2826 | 42 | 5.8 | 5.0 | 10.6 | 20.8 | 57.7 |

Table 6.24: Does your school punish you when you break the rules?

| Grade Level | N of Valid | N of Miss | Never | Seldom | Sometimes | Often | A Lot |
|-------------|------------|-----------|-------|--------|-----------|-------|-------|
| 7th | 606 | 33 | 2.1 | 3.8 | 10.7 | 24.9 | 58.4 |
| 8th | 565 | 27 | 2.7 | 2.8 | 12.6 | 27.8 | 54.2 |
| 9th | 500 | 22 | 3.6 | 3.0 | 15.6 | 34.2 | 43.6 |
| 10th | 500 | 20 | 4.0 | 4.6 | 16.8 | 27.6 | 47.0 |
| 11th | 307 | 14 | 3.6 | 3.9 | 17.3 | 33.2 | 42.0 |
| 12th | 260 | 14 | 4.6 | 4.6 | 18.8 | 33.5 | 38.5 |
| Jr Hi | 1171 | 60 | 2.4 | 3.3 | 11.6 | 26.3 | 56.4 |
| Sr Hi | 1567 | 70 | 3.9 | 4.0 | 16.8 | 31.8 | 43.5 |
| Total | 2738 | 130 | 3.3 | 3.7 | 14.6 | 29.4 | 49.0 |

Table 6.25: Do your parents set clear rules for you?

| Grade Level | N of Valid | N of Miss | Never | Seldom | Sometimes | Often | A Lot |
|-------------|------------|-----------|-------|--------|-----------|-------|-------|
| 7th | 609 | 30 | 3.4 | 6.4 | 13.5 | 21.5 | 55.2 |
| 8th | 561 | 31 | 2.0 | 5.9 | 15.7 | 26.4 | 50.1 |
| 9th | 498 | 24 | 3.6 | 8.0 | 17.3 | 27.3 | 43.8 |
| 10th | 501 | 19 | 5.2 | 7.0 | 23.4 | 25.7 | 38.7 |
| 11th | 306 | 15 | 2.9 | 7.8 | 17.6 | 28.8 | 42.8 |
| 12th | 259 | 15 | 6.6 | 8.5 | 23.2 | 25.1 | 36.7 |
| Jr Hi | 1170 | 61 | 2.7 | 6.2 | 14.5 | 23.8 | 52.7 |
| Sr Hi | 1564 | 73 | 4.5 | 7.7 | 20.3 | 26.7 | 40.8 |
| Total | 2734 | 134 | 3.7 | 7.1 | 17.8 | 25.5 | 45.9 |

Table 6.26: Do your parents punish you when you break the rules?

| Grade Level | N of Valid | N of Miss | Never | Seldom | Sometimes | Often | A Lot |
|-------------|------------|-----------|-------|--------|-----------|-------|-------|
| 7th | 602 | 37 | 4.3 | 10.1 | 23.1 | 23.8 | 38.7 |
| 8th | 559 | 33 | 5.5 | 8.8 | 22.0 | 25.2 | 38.5 |
| 9th | 495 | 27 | 8.3 | 9.7 | 24.2 | 25.7 | 32.1 |
| 10th | 501 | 19 | 7.8 | 13.6 | 24.8 | 25.5 | 28.3 |
| 11th | 305 | 16 | 6.6 | 9.2 | 28.9 | 25.2 | 30.2 |
| 12th | 254 | 20 | 12.2 | 16.1 | 24.4 | 24.8 | 22.4 |
| Jr Hi | 1161 | 70 | 4.9 | 9.5 | 22.6 | 24.5 | 38.6 |
| Sr Hi | 1555 | 82 | 8.4 | 11.9 | 25.3 | 25.4 | 28.9 |
| Total | 2716 | 152 | 6.9 | 10.9 | 24.2 | 25.0 | 33.1 |

Table 6.27: Have you been in trouble with the police?

| Grade Level | N of Valid | N of Miss | Never | Seldom | Sometimes | Often | A Lot |
|-------------|------------|-----------|-------|--------|-----------|-------|-------|
| 7th | 602 | 37 | 80.9 | 9.0 | 6.0 | 1.7 | 2.5 |
| 8th | 558 | 34 | 77.8 | 11.5 | 7.3 | 1.1 | 2.3 |
| 9th | 497 | 25 | 71.4 | 15.9 | 8.2 | 2.0 | 2.4 |
| 10th | 503 | 17 | 68.0 | 16.9 | 7.4 | 3.6 | 4.2 |
| 11th | 305 | 16 | 73.4 | 14.8 | 7.5 | 3.0 | 1.3 |
| 12th | 259 | 15 | 76.1 | 10.8 | 7.3 | 2.3 | 3.5 |
| Jr Hi | 1160 | 71 | 79.4 | 10.2 | 6.6 | 1.4 | 2.4 |
| Sr Hi | 1564 | 73 | 71.5 | 15.2 | 7.7 | 2.7 | 2.9 |
| Total | 2724 | 144 | 74.9 | 13.0 | 7.2 | 2.2 | 2.7 |

Table 6.28: Do you take part in gang activities?

| Grade Level | N of Valid | N of Miss | Never | Seldom | Sometimes | Often | A Lot |
|-------------|------------|-----------|-------|--------|-----------|-------|-------|
| 7th | 600 | 39 | 87.5 | 5.0 | 3.5 | 1.3 | 2.7 |
| 8th | 562 | 30 | 89.9 | 5.7 | 2.3 | 0.7 | 1.4 |
| 9th | 499 | 23 | 87.6 | 6.6 | 3.2 | 0.8 | 1.8 |
| 10th | 502 | 18 | 85.5 | 4.8 | 4.0 | 1.0 | 4.8 |
| 11th | 306 | 15 | 91.8 | 5.2 | 1.0 | 0.3 | 1.6 |
| 12th | 258 | 16 | 89.1 | 3.1 | 2.7 | 0.8 | 4.3 |
| Jr Hi | 1162 | 69 | 88.6 | 5.3 | 2.9 | 1.0 | 2.1 |
| Sr Hi | 1565 | 72 | 88.0 | 5.2 | 2.9 | 0.8 | 3.1 |
| Total | 2727 | 141 | 88.3 | 5.2 | 2.9 | 0.9 | 2.7 |

Table 6.29: Have you thought about committing suicide?

| Grade Level | N of Valid | N of Miss | Never | Seldom | Sometimes | Often | A Lot |
|-------------|------------|-----------|-------|--------|-----------|-------|-------|
| 7th | 603 | 36 | 78.8 | 9.1 | 5.1 | 2.8 | 4.1 |
| 8th | 550 | 42 | 74.2 | 12.4 | 5.5 | 4.4 | 3.6 |
| 9th | 495 | 27 | 70.7 | 13.7 | 7.5 | 3.4 | 4.6 |
| 10th | 501 | 19 | 65.1 | 13.6 | 10.8 | 3.2 | 7.4 |
| 11th | 300 | 21 | 70.7 | 15.0 | 6.7 | 3.7 | 4.0 |
| 12th | 260 | 14 | 63.8 | 20.0 | 8.8 | 2.7 | 4.6 |
| Jr Hi | 1153 | 78 | 76.6 | 10.7 | 5.3 | 3.6 | 3.9 |
| Sr Hi | 1556 | 81 | 67.7 | 15.0 | 8.6 | 3.3 | 5.4 |
| Total | 2709 | 159 | 71.5 | 13.1 | 7.2 | 3.4 | 4.8 |

Table 6.30: Do your teachers talk with you about the dangers of alcohol/drugs?

| Grade Level | N of Valid | N of Miss | Never | Seldom | Sometimes | Often | A Lot |
|-------------|------------|-----------|-------|--------|-----------|-------|-------|
| 7th | 606 | 33 | 13.5 | 15.0 | 30.0 | 20.0 | 21.5 |
| 8th | 563 | 29 | 13.7 | 18.8 | 36.1 | 13.7 | 17.8 |
| 9th | 500 | 22 | 19.6 | 26.4 | 30.6 | 11.2 | 12.2 |
| 10th | 507 | 13 | 24.5 | 24.7 | 29.0 | 11.0 | 10.8 |
| 11th | 308 | 13 | 25.0 | 33.1 | 26.9 | 7.5 | 7.5 |
| 12th | 260 | 14 | 25.8 | 31.2 | 27.3 | 10.8 | 5.0 |
| Jr Hi | 1169 | 62 | 13.6 | 16.9 | 32.9 | 16.9 | 19.7 |
| Sr Hi | 1575 | 62 | 23.2 | 27.9 | 28.8 | 10.3 | 9.7 |
| Total | 2744 | 124 | 19.1 | 23.2 | 30.6 | 13.2 | 13.9 |

Table 6.31: While NOT at school have you carried a gun for protection or as a weapon?

| Grade Level | N of Valid | N of Miss | Never | Seldom | Sometimes | Often | A Lot |
|-------------|------------|-----------|-------|--------|-----------|-------|-------|
| 7th | 604 | 35 | 88.1 | 3.8 | 2.8 | 1.8 | 3.5 |
| 8th | 557 | 35 | 90.3 | 3.4 | 2.5 | 1.3 | 2.5 |
| 9th | 501 | 21 | 82.2 | 5.8 | 6.0 | 3.0 | 3.0 |
| 10th | 505 | 15 | 82.6 | 6.5 | 4.6 | 2.2 | 4.2 |
| 11th | 308 | 13 | 89.3 | 3.2 | 3.9 | 1.9 | 1.6 |
| 12th | 260 | 14 | 86.5 | 5.0 | 3.1 | 1.9 | 3.5 |
| Jr Hi | 1161 | 70 | 89.1 | 3.6 | 2.7 | 1.6 | 3.0 |
| Sr Hi | 1574 | 63 | 84.4 | 5.4 | 4.6 | 2.4 | 3.2 |
| Total | 2735 | 133 | 86.4 | 4.6 | 3.8 | 2.0 | 3.1 |

Table 6.32: In the past 3 months, have you been at a party where alcohol was available?

| Grade Level | N of Valid | N of Miss | Never | Seldom | Sometimes | Often | A Lot |
|-------------|------------|-----------|-------|--------|-----------|-------|-------|
| 7th | 599 | 40 | 73.1 | 9.0 | 7.5 | 4.5 | 5.8 |
| 8th | 558 | 34 | 68.6 | 8.4 | 7.3 | 6.8 | 8.8 |
| 9th | 499 | 23 | 53.1 | 10.6 | 15.2 | 10.4 | 10.6 |
| 10th | 504 | 16 | 39.9 | 11.5 | 15.7 | 10.9 | 22.0 |
| 11th | 308 | 13 | 48.7 | 8.8 | 12.3 | 9.7 | 20.5 |
| 12th | 261 | 13 | 35.2 | 11.9 | 16.1 | 14.6 | 22.2 |
| Jr Hi | 1157 | 74 | 71.0 | 8.7 | 7.4 | 5.6 | 7.3 |
| Sr Hi | 1572 | 65 | 45.0 | 10.8 | 14.9 | 11.1 | 18.1 |
| Total | 2729 | 139 | 56.0 | 9.9 | 11.8 | 8.8 | 13.5 |

Table 6.33: In the past 3 months, have you been at a party where marijuana or other illicit drugs were available?

| Grade Level | N of Valid | N of Miss | Never | Seldom | Sometimes | Often | A Lot |
|-------------|------------|-----------|-------|--------|-----------|-------|-------|
| 7th | 598 | 41 | 91.5 | 3.2 | 2.0 | 1.0 | 2.3 |
| 8th | 561 | 31 | 83.6 | 4.6 | 4.8 | 2.5 | 4.5 |
| 9th | 499 | 23 | 76.0 | 9.2 | 5.0 | 3.4 | 6.4 |
| 10th | 503 | 17 | 59.2 | 10.3 | 10.1 | 7.8 | 12.5 |
| 11th | 308 | 13 | 70.5 | 8.1 | 6.8 | 5.2 | 9.4 |
| 12th | 259 | 15 | 55.6 | 9.7 | 10.4 | 8.1 | 16.2 |
| Jr Hi | 1159 | 72 | 87.7 | 3.9 | 3.4 | 1.7 | 3.4 |
| Sr Hi | 1569 | 68 | 66.2 | 9.4 | 7.9 | 5.9 | 10.6 |
| Total | 2728 | 140 | 75.3 | 7.1 | 6.0 | 4.1 | 7.5 |

Table 6.34: Have you been caught using alcohol/drugs?

| Grade Level | N of Valid | N of Miss | Never | Seldom | Sometimes | Often | A Lot |
|-------------|------------|-----------|-------|--------|-----------|-------|-------|
| 7th | 534 | 105 | 91.0 | 4.1 | 1.7 | 1.7 | 1.5 |
| 8th | 543 | 49 | 86.7 | 6.3 | 3.1 | 1.7 | 2.2 |
| 9th | 495 | 27 | 79.0 | 10.3 | 4.8 | 2.4 | 3.4 |
| 10th | 496 | 24 | 68.8 | 10.3 | 10.5 | 3.8 | 6.7 |
| 11th | 302 | 19 | 76.2 | 10.9 | 6.3 | 3.0 | 3.6 |
| 12th | 256 | 18 | 67.2 | 16.0 | 7.0 | 4.7 | 5.1 |
| Jr Hi | 1077 | 154 | 88.9 | 5.2 | 2.4 | 1.7 | 1.9 |
| Sr Hi | 1549 | 88 | 73.2 | 11.4 | 7.3 | 3.4 | 4.8 |
| Total | 2626 | 242 | 79.6 | 8.8 | 5.3 | 2.7 | 3.6 |

Table 6.35: Have you been punished when caught using alcohol/drugs?

| Grade Level | N of Valid | N of Miss | Never | Seldom | Sometimes | Often | A Lot |
|-------------|------------|-----------|-------|--------|-----------|-------|-------|
| 7th | 493 | 146 | 92.1 | 2.0 | 1.4 | 1.8 | 2.6 |
| 8th | 519 | 73 | 87.7 | 3.3 | 2.7 | 2.1 | 4.2 |
| 9th | 484 | 38 | 82.4 | 5.8 | 3.9 | 3.7 | 4.1 |
| 10th | 489 | 31 | 77.3 | 8.0 | 5.3 | 3.1 | 6.3 |
| 11th | 298 | 23 | 83.6 | 7.0 | 3.7 | 3.0 | 2.7 |
| 12th | 252 | 22 | 75.8 | 11.5 | 4.8 | 2.8 | 5.2 |
| Jr Hi | 1012 | 219 | 89.8 | 2.7 | 2.1 | 2.0 | 3.5 |
| Sr Hi | 1523 | 114 | 79.9 | 7.7 | 4.5 | 3.2 | 4.7 |
| Total | 2535 | 333 | 83.9 | 5.7 | 3.5 | 2.7 | 4.2 |

Table 6.36: When was the last time your parents talked to you about alcohol and other drugs?

| Grade Level | N of Valid | N of Miss | Never | Over 1 year ago | In the past year | In the past 3 months | In the past month |
|-------------|------------|-----------|-------|-----------------|------------------|----------------------|-------------------|
| 7th | 624 | 15 | 13.5 | 13.5 | 18.8 | 20.7 | 33.7 |
| 8th | 579 | 13 | 11.9 | 14.7 | 21.4 | 20.6 | 31.4 |
| 9th | 518 | 4 | 12.2 | 15.3 | 19.3 | 22.4 | 30.9 |
| 10th | 517 | 3 | 17.0 | 15.3 | 16.8 | 22.1 | 28.8 |
| 11th | 321 | 0 | 13.1 | 19.0 | 26.5 | 14.3 | 27.1 |
| 12th | 270 | 4 | 19.3 | 21.5 | 23.7 | 15.2 | 20.4 |
| Jr Hi | 1203 | 28 | 12.7 | 14.0 | 20.0 | 20.6 | 32.6 |
| Sr Hi | 1626 | 11 | 15.1 | 17.0 | 20.7 | 19.5 | 27.7 |
| Total | 2829 | 39 | 14.1 | 15.8 | 20.4 | 20.0 | 29.8 |

Table 6.37: In the past 3 months, how often have you seen anti-drug commercials on TV or heard them on radio?

| Grade Level | N of Valid | N of Miss | Never | Once/month | 1-3 times/month | 1-3 times/week |
|-------------|------------|-----------|-------|------------|-----------------|----------------|
| 7th | 626 | 13 | 7.5 | 16.0 | 19.5 | 57.0 |
| 8th | 578 | 14 | 6.7 | 14.5 | 18.2 | 60.6 |
| 9th | 516 | 6 | 7.8 | 13.2 | 20.9 | 58.1 |
| 10th | 518 | 2 | 6.9 | 12.5 | 21.0 | 59.5 |
| 11th | 319 | 2 | 5.0 | 15.7 | 26.3 | 53.0 |
| 12th | 271 | 3 | 6.6 | 12.5 | 26.9 | 53.9 |
| Jr Hi | 1204 | 27 | 7.1 | 15.3 | 18.9 | 58.7 |
| Sr Hi | 1624 | 13 | 6.8 | 13.4 | 23.0 | 56.8 |
| Total | 2828 | 40 | 6.9 | 14.2 | 21.3 | 57.6 |

Table 6.38: Do you think these commercials have made you less likely to use drugs?

| Grade Level | N of Valid | N of Miss | Not at all | A little | Somewhat | Greatly | Very greatly |
|-------------|------------|-----------|------------|----------|----------|---------|--------------|
| 7th | 616 | 23 | 18.3 | 12.3 | 19.2 | 15.3 | 34.9 |
| 8th | 570 | 22 | 21.2 | 20.4 | 23.7 | 14.9 | 19.8 |
| 9th | 513 | 9 | 25.5 | 21.8 | 25.7 | 12.1 | 14.8 |
| 10th | 514 | 6 | 34.2 | 20.4 | 22.8 | 11.3 | 11.3 |
| 11th | 317 | 4 | 28.1 | 22.4 | 28.4 | 10.4 | 10.7 |
| 12th | 269 | 5 | 36.1 | 26.4 | 21.6 | 5.9 | 10.0 |
| Jr Hi | 1186 | 45 | 19.7 | 16.2 | 21.3 | 15.1 | 27.7 |
| Sr Hi | 1613 | 24 | 30.6 | 22.3 | 24.6 | 10.5 | 12.1 |
| Total | 2799 | 69 | 26.0 | 19.7 | 23.2 | 12.4 | 18.7 |

Table 6.39: Do you think these commercials have overstated the risks of drug use?

| Grade Level | N of Valid | N of Miss | Not at all | A little | Somewhat | Greatly | Very greatly |
|-------------|------------|-----------|------------|----------|----------|---------|--------------|
| 7th | 613 | 26 | 38.7 | 21.9 | 19.1 | 8.0 | 12.4 |
| 8th | 567 | 25 | 36.2 | 22.8 | 24.5 | 6.3 | 10.2 |
| 9th | 509 | 13 | 42.6 | 21.8 | 22.6 | 6.3 | 6.7 |
| 10th | 515 | 5 | 41.6 | 24.7 | 18.1 | 8.0 | 7.8 |
| 11th | 315 | 6 | 48.9 | 22.5 | 15.6 | 6.3 | 6.7 |
| 12th | 271 | 3 | 45.4 | 22.1 | 19.9 | 7.7 | 4.8 |
| Jr Hi | 1180 | 51 | 37.5 | 22.3 | 21.7 | 7.2 | 11.4 |
| Sr Hi | 1610 | 27 | 44.0 | 22.9 | 19.3 | 7.1 | 6.7 |
| Total | 2790 | 78 | 41.2 | 22.7 | 20.3 | 7.1 | 8.7 |

Table 6.40: Where are you living now?

| Grade Level | N of Valid | N of Miss | In the country | In a small town | In the suburbs of a bigger city | In a big city | None of the above |
|-------------|------------|-----------|----------------|-----------------|---------------------------------|---------------|-------------------|
| 7th | 618 | 21 | 43.5 | 52.4 | 1.0 | 0.0 | 3.1 |
| 8th | 571 | 21 | 43.4 | 51.7 | 1.1 | 0.2 | 3.7 |
| 9th | 515 | 7 | 50.7 | 45.0 | 1.2 | 0.8 | 2.3 |
| 10th | 515 | 5 | 50.7 | 45.0 | 1.6 | 1.0 | 1.7 |
| 11th | 317 | 4 | 52.1 | 44.8 | 0.6 | 0.6 | 1.9 |
| 12th | 267 | 7 | 44.6 | 49.4 | 3.0 | 0.0 | 3.0 |
| Jr Hi | 1189 | 42 | 43.5 | 52.1 | 1.0 | 0.1 | 3.4 |
| Sr Hi | 1614 | 23 | 49.9 | 45.7 | 1.5 | 0.7 | 2.2 |
| Total | 2803 | 65 | 47.2 | 48.4 | 1.3 | 0.4 | 2.7 |

Table 6.41: How many days have you been absent from school this year?

| Grade Level | N of Valid | N of Miss | None | 1-2 days | 3-5 days | 6-10 days | More than 10 days |
|-------------|------------|-----------|------|----------|----------|-----------|-------------------|
| 7th | 619 | 20 | 36.7 | 34.9 | 20.0 | 6.3 | 2.1 |
| 8th | 577 | 15 | 32.1 | 37.8 | 20.8 | 6.8 | 2.6 |
| 9th | 514 | 8 | 32.3 | 32.3 | 23.7 | 7.2 | 4.5 |
| 10th | 510 | 10 | 25.1 | 31.6 | 22.5 | 13.3 | 7.5 |
| 11th | 318 | 3 | 28.9 | 36.5 | 20.1 | 10.4 | 4.1 |
| 12th | 269 | 5 | 22.7 | 26.4 | 34.6 | 10.4 | 5.9 |
| Jr Hi | 1196 | 35 | 34.4 | 36.3 | 20.4 | 6.5 | 2.3 |
| Sr Hi | 1611 | 26 | 27.7 | 31.9 | 24.5 | 10.3 | 5.6 |
| Total | 2807 | 61 | 30.6 | 33.8 | 22.7 | 8.7 | 4.2 |

Table 6.42: From where do you get alcohol?

| Grade Level | N of Valid | N of Miss | Friends | Parent | Siblings | Store | Other |
|-------------|------------|-----------|---------|--------|----------|-------|-------|
| 7th | 639 | 0 | 11.3 | 5.8 | 4.1 | 5.6 | 11.4 |
| 8th | 592 | 0 | 17.6 | 6.3 | 5.4 | 5.1 | 14.2 |
| 9th | 522 | 0 | 28.5 | 13.4 | 9.2 | 6.3 | 16.3 |
| 10th | 520 | 0 | 42.7 | 12.1 | 12.7 | 8.7 | 22.5 |
| 11th | 321 | 0 | 35.8 | 13.4 | 10.9 | 11.2 | 17.4 |
| 12th | 274 | 0 | 50.0 | 10.9 | 11.3 | 14.6 | 15.7 |
| Jr Hi | 1231 | 0 | 14.3 | 6.0 | 4.7 | 5.4 | 12.8 |
| Sr Hi | 1637 | 0 | 38.1 | 12.6 | 11.0 | 9.4 | 18.4 |
| Total | 2868 | 0 | 27.9 | 9.8 | 8.3 | 7.7 | 16.0 |

Table 6.43: From where do you get tobacco?

| Grade Level | N of | | Friends | Parent | Siblings | Store | Other |
|-------------|-------|------|---------|--------|----------|-------|-------|
| | Valid | Miss | | | | | |
| 7th | 639 | 0 | 10.2 | 3.4 | 3.8 | 4.7 | 12.7 |
| 8th | 592 | 0 | 13.0 | 4.6 | 3.0 | 6.1 | 13.0 |
| 9th | 522 | 0 | 23.9 | 8.0 | 7.1 | 5.9 | 17.2 |
| 10th | 520 | 0 | 32.9 | 9.4 | 9.0 | 10.0 | 19.6 |
| 11th | 321 | 0 | 25.9 | 9.0 | 6.5 | 14.3 | 12.8 |
| 12th | 274 | 0 | 31.0 | 9.1 | 11.3 | 28.1 | 16.4 |
| Jr Hi | 1231 | 0 | 11.5 | 4.0 | 3.4 | 5.4 | 12.8 |
| Sr Hi | 1637 | 0 | 28.3 | 8.9 | 8.3 | 12.6 | 17.0 |
| Total | 2868 | 0 | 21.1 | 6.8 | 6.2 | 9.5 | 15.2 |

Table 6.44: From where do you get marijuana?

| Grade Level | N of | | Friends | Parent | Siblings | Store | Other |
|-------------|-------|------|---------|--------|----------|-------|-------|
| | Valid | Miss | | | | | |
| 7th | 639 | 0 | 7.7 | 0.8 | 2.5 | 2.3 | 14.7 |
| 8th | 592 | 0 | 10.8 | 1.4 | 2.2 | 2.2 | 17.6 |
| 9th | 522 | 0 | 17.2 | 3.6 | 4.6 | 1.3 | 20.3 |
| 10th | 520 | 0 | 29.4 | 4.4 | 5.6 | 2.5 | 22.7 |
| 11th | 321 | 0 | 19.6 | 2.8 | 4.0 | 2.8 | 16.2 |
| 12th | 274 | 0 | 28.1 | 5.8 | 8.4 | 3.3 | 24.5 |
| Jr Hi | 1231 | 0 | 9.2 | 1.1 | 2.4 | 2.3 | 16.1 |
| Sr Hi | 1637 | 0 | 23.4 | 4.1 | 5.4 | 2.3 | 21.0 |
| Total | 2868 | 0 | 17.3 | 2.8 | 4.1 | 2.3 | 18.9 |

Table 6.45: Does your school have a drug screening program?

| Grade Level | N of | | N of | |
|-------------|-------|------|------|------|
| | Valid | Miss | Yes | No |
| 7th | 580 | 59 | 39.1 | 60.9 |
| 8th | 538 | 54 | 27.1 | 72.9 |
| 9th | 481 | 41 | 25.2 | 74.8 |
| 10th | 485 | 35 | 19.0 | 81.0 |
| 11th | 295 | 26 | 16.6 | 83.4 |
| 12th | 264 | 10 | 15.5 | 84.5 |
| Jr Hi | 1118 | 113 | 33.4 | 66.6 |
| Sr Hi | 1525 | 112 | 19.9 | 80.1 |
| Total | 2643 | 225 | 25.6 | 74.4 |

Table 6.46: Does your school's drug screening program include all students?

| Grade Level | N of Valid | N of Miss | N of | |
|-------------|------------|-----------|------|------|
| | | | Yes | No |
| 7th | 528 | 111 | 35.2 | 64.8 |
| 8th | 499 | 93 | 23.0 | 77.0 |
| 9th | 437 | 85 | 19.7 | 80.3 |
| 10th | 438 | 82 | 9.6 | 90.4 |
| 11th | 275 | 46 | 6.9 | 93.1 |
| 12th | 239 | 35 | 12.1 | 87.9 |
| Jr Hi | 1027 | 204 | 29.3 | 70.7 |
| Sr Hi | 1389 | 248 | 12.7 | 87.3 |
| Total | 2416 | 452 | 19.7 | 80.3 |

Table 6.47: Have you been screened for drugs at school?

| Grade Level | N of Valid | N of Miss | N of | |
|-------------|------------|-----------|------|------|
| | | | Yes | No |
| 7th | 552 | 87 | 16.7 | 83.3 |
| 8th | 532 | 60 | 6.0 | 94.0 |
| 9th | 465 | 57 | 5.8 | 94.2 |
| 10th | 481 | 39 | 4.8 | 95.2 |
| 11th | 299 | 22 | 3.7 | 96.3 |
| 12th | 252 | 22 | 6.3 | 93.7 |
| Jr Hi | 1084 | 147 | 11.4 | 88.6 |
| Sr Hi | 1497 | 140 | 5.1 | 94.9 |
| Total | 2581 | 287 | 7.8 | 92.2 |

6.3 Harmful To Health

Table 6.48: Do you feel that using cigarettes is harmful to your health?

| Grade Level | N of Valid | N of Miss | No Harm | Some Harm | Harmful | Very Harmful |
|-------------|------------|-----------|---------|-----------|---------|--------------|
| 7th | 617 | 22 | 3.4 | 10.2 | 26.6 | 59.8 |
| 8th | 577 | 15 | 4.2 | 15.9 | 26.7 | 53.2 |
| 9th | 512 | 10 | 6.4 | 17.2 | 31.6 | 44.7 |
| 10th | 519 | 1 | 5.6 | 16.4 | 31.4 | 46.6 |
| 11th | 319 | 2 | 5.0 | 14.1 | 33.9 | 47.0 |
| 12th | 269 | 5 | 6.7 | 15.6 | 31.6 | 46.1 |
| Jr Hi | 1194 | 37 | 3.8 | 13.0 | 26.6 | 56.6 |
| Sr Hi | 1619 | 18 | 5.9 | 16.1 | 32.0 | 46.0 |
| Total | 2813 | 55 | 5.0 | 14.8 | 29.7 | 50.5 |

Table 6.49: Do you feel that using smokeless tobacco is harmful to your health?

| Grade Level | N of Valid | N of Miss | No Harm | Some Harm | Harmful | Very Harmful |
|-------------|------------|-----------|---------|-----------|---------|--------------|
| 7th | 614 | 25 | 4.7 | 12.1 | 27.9 | 55.4 |
| 8th | 575 | 17 | 5.4 | 17.2 | 25.6 | 51.8 |
| 9th | 513 | 9 | 7.6 | 21.6 | 30.4 | 40.4 |
| 10th | 515 | 5 | 6.2 | 20.8 | 31.3 | 41.7 |
| 11th | 317 | 4 | 6.3 | 19.2 | 33.1 | 41.3 |
| 12th | 268 | 6 | 8.2 | 16.8 | 34.0 | 41.0 |
| Jr Hi | 1189 | 42 | 5.0 | 14.6 | 26.7 | 53.7 |
| Sr Hi | 1613 | 24 | 7.0 | 20.1 | 31.8 | 41.1 |
| Total | 2802 | 66 | 6.2 | 17.7 | 29.7 | 46.4 |

Table 6.50: Do you feel that using cigars is harmful to your health?

| Grade Level | N of Valid | N of Miss | No Harm | Some Harm | Harmful | Very Harmful |
|-------------|------------|-----------|---------|-----------|---------|--------------|
| 7th | 616 | 23 | 5.0 | 17.5 | 25.8 | 51.6 |
| 8th | 574 | 18 | 5.4 | 19.2 | 28.7 | 46.7 |
| 9th | 511 | 11 | 9.0 | 20.4 | 32.5 | 38.2 |
| 10th | 512 | 8 | 6.6 | 26.0 | 30.5 | 36.9 |
| 11th | 318 | 3 | 6.3 | 21.1 | 33.0 | 39.6 |
| 12th | 268 | 6 | 8.6 | 22.4 | 29.5 | 39.6 |
| Jr Hi | 1190 | 41 | 5.2 | 18.3 | 27.2 | 49.2 |
| Sr Hi | 1609 | 28 | 7.6 | 22.6 | 31.4 | 38.3 |
| Total | 2799 | 69 | 6.6 | 20.8 | 29.7 | 42.9 |

Table 6.51: Do you feel that using beer is harmful to your health?

| Grade Level | N of Valid | N of Miss | No Harm | Some Harm | Harmful | Very Harmful |
|-------------|------------|-----------|---------|-----------|---------|--------------|
| 7th | 613 | 26 | 8.3 | 21.9 | 29.0 | 40.8 |
| 8th | 575 | 17 | 9.4 | 33.0 | 22.4 | 35.1 |
| 9th | 511 | 11 | 11.5 | 31.9 | 27.6 | 29.0 |
| 10th | 514 | 6 | 11.5 | 36.0 | 23.0 | 29.6 |
| 11th | 318 | 3 | 9.1 | 32.7 | 28.3 | 29.9 |
| 12th | 268 | 6 | 11.6 | 40.7 | 23.1 | 24.6 |
| Jr Hi | 1188 | 43 | 8.8 | 27.3 | 25.8 | 38.0 |
| Sr Hi | 1611 | 26 | 11.0 | 34.8 | 25.5 | 28.6 |
| Total | 2799 | 69 | 10.1 | 31.6 | 25.7 | 32.6 |

Table 6.52: Do you feel that using wine coolers is harmful to your health?

| Grade Level | N of Valid | N of Miss | No Harm | Some Harm | Harmful | Very Harmful |
|-------------|------------|-----------|---------|-----------|---------|--------------|
| 7th | 610 | 29 | 14.3 | 28.0 | 24.3 | 33.4 |
| 8th | 574 | 18 | 16.7 | 35.9 | 20.2 | 27.2 |
| 9th | 509 | 13 | 23.8 | 38.1 | 15.5 | 22.6 |
| 10th | 509 | 11 | 23.6 | 36.7 | 18.1 | 21.6 |
| 11th | 319 | 2 | 16.0 | 39.8 | 19.7 | 24.5 |
| 12th | 268 | 6 | 19.0 | 45.1 | 19.4 | 16.4 |
| Jr Hi | 1184 | 47 | 15.5 | 31.8 | 22.3 | 30.4 |
| Sr Hi | 1605 | 32 | 21.4 | 39.2 | 17.8 | 21.6 |
| Total | 2789 | 79 | 18.9 | 36.1 | 19.7 | 25.3 |

Table 6.53: Do you feel that using liquor is harmful to your health?

| Grade Level | N of Valid | N of Miss | No Harm | Some Harm | Harmful | Very Harmful |
|-------------|------------|-----------|---------|-----------|---------|--------------|
| 7th | 611 | 28 | 5.9 | 15.4 | 30.1 | 48.6 |
| 8th | 575 | 17 | 7.8 | 21.4 | 28.9 | 41.9 |
| 9th | 510 | 12 | 8.6 | 24.7 | 29.6 | 37.1 |
| 10th | 512 | 8 | 11.9 | 25.4 | 27.0 | 35.7 |
| 11th | 319 | 2 | 7.8 | 23.8 | 32.3 | 36.1 |
| 12th | 269 | 5 | 10.4 | 30.1 | 29.4 | 30.1 |
| Jr Hi | 1186 | 45 | 6.8 | 18.3 | 29.5 | 45.4 |
| Sr Hi | 1610 | 27 | 9.8 | 25.7 | 29.3 | 35.3 |
| Total | 2796 | 72 | 8.5 | 22.5 | 29.4 | 39.6 |

Table 6.54: Do you feel that using marijuana is harmful to your health?

| Grade Level | N of Valid | N of Miss | No Harm | Some Harm | Harmful | Very Harmful |
|-------------|------------|-----------|---------|-----------|---------|--------------|
| 7th | 616 | 23 | 5.8 | 2.9 | 11.2 | 80.0 |
| 8th | 576 | 16 | 6.1 | 9.5 | 13.5 | 70.8 |
| 9th | 508 | 14 | 9.1 | 9.8 | 16.5 | 64.6 |
| 10th | 516 | 4 | 11.8 | 16.5 | 19.4 | 52.3 |
| 11th | 319 | 2 | 6.3 | 15.4 | 21.0 | 57.4 |
| 12th | 267 | 7 | 13.9 | 16.5 | 23.6 | 46.1 |
| Jr Hi | 1192 | 39 | 6.0 | 6.1 | 12.3 | 75.6 |
| Sr Hi | 1610 | 27 | 10.2 | 14.2 | 19.5 | 56.1 |
| Total | 2802 | 66 | 8.4 | 10.7 | 16.5 | 64.4 |

Table 6.55: Do you feel that using cocaine is harmful to your health?

| Grade Level | N of Valid | N of Miss | No Harm | Some Harm | Harmful | Very Harmful |
|-------------|------------|-----------|---------|-----------|---------|--------------|
| 7th | 613 | 26 | 1.8 | 2.1 | 9.0 | 87.1 |
| 8th | 577 | 15 | 2.9 | 2.6 | 9.9 | 84.6 |
| 9th | 510 | 12 | 4.3 | 2.5 | 11.6 | 81.6 |
| 10th | 513 | 7 | 4.1 | 3.7 | 14.6 | 77.6 |
| 11th | 319 | 2 | 3.4 | 2.8 | 8.5 | 85.3 |
| 12th | 265 | 9 | 7.9 | 3.8 | 12.1 | 76.2 |
| Jr Hi | 1190 | 41 | 2.4 | 2.4 | 9.4 | 85.9 |
| Sr Hi | 1607 | 30 | 4.7 | 3.2 | 12.0 | 80.1 |
| Total | 2797 | 71 | 3.7 | 2.8 | 10.9 | 82.6 |

Table 6.56: Do you feel that using uppers is harmful to your health?

| Grade Level | N of Valid | N of Miss | No Harm | Some Harm | Harmful | Very Harmful |
|-------------|------------|-----------|---------|-----------|---------|--------------|
| 7th | 609 | 30 | 1.1 | 4.3 | 9.2 | 85.4 |
| 8th | 575 | 17 | 3.0 | 3.7 | 10.6 | 82.8 |
| 9th | 511 | 11 | 4.9 | 2.3 | 9.2 | 83.6 |
| 10th | 515 | 5 | 4.1 | 2.7 | 14.2 | 79.0 |
| 11th | 319 | 2 | 2.8 | 3.4 | 10.3 | 83.4 |
| 12th | 266 | 8 | 7.1 | 1.1 | 13.9 | 77.8 |
| Jr Hi | 1184 | 47 | 2.0 | 4.0 | 9.9 | 84.1 |
| Sr Hi | 1611 | 26 | 4.6 | 2.5 | 11.8 | 81.1 |
| Total | 2795 | 73 | 3.5 | 3.1 | 11.0 | 82.4 |

Table 6.57: Do you feel that using downers is harmful to your health?

| Grade Level | N of Valid | N of Miss | No Harm | Some Harm | Harmful | Very Harmful |
|-------------|------------|-----------|---------|-----------|---------|--------------|
| 7th | 600 | 39 | 3.7 | 10.3 | 21.7 | 64.3 |
| 8th | 573 | 19 | 4.2 | 9.8 | 21.5 | 64.6 |
| 9th | 511 | 11 | 5.7 | 9.4 | 19.4 | 65.6 |
| 10th | 514 | 6 | 4.9 | 6.2 | 20.2 | 68.7 |
| 11th | 318 | 3 | 4.4 | 6.9 | 14.8 | 73.9 |
| 12th | 266 | 8 | 8.3 | 4.9 | 24.1 | 62.8 |
| Jr Hi | 1173 | 58 | 3.9 | 10.1 | 21.6 | 64.5 |
| Sr Hi | 1609 | 28 | 5.6 | 7.1 | 19.5 | 67.7 |
| Total | 2782 | 86 | 4.9 | 8.4 | 20.4 | 66.4 |

Table 6.58: Do you feel that using inhalants is harmful to your health?

| Grade Level | N of Valid | N of Miss | No Harm | Some Harm | Harmful | Very Harmful |
|-------------|------------|-----------|---------|-----------|---------|--------------|
| 7th | 600 | 39 | 5.3 | 15.0 | 18.3 | 61.3 |
| 8th | 573 | 19 | 6.1 | 12.0 | 20.9 | 60.9 |
| 9th | 507 | 15 | 6.1 | 9.7 | 20.3 | 63.9 |
| 10th | 515 | 5 | 5.0 | 8.7 | 20.2 | 66.0 |
| 11th | 318 | 3 | 3.8 | 7.2 | 16.7 | 72.3 |
| 12th | 267 | 7 | 8.2 | 6.0 | 21.3 | 64.4 |
| Jr Hi | 1173 | 58 | 5.7 | 13.6 | 19.6 | 61.1 |
| Sr Hi | 1607 | 30 | 5.7 | 8.3 | 19.7 | 66.3 |
| Total | 2780 | 88 | 5.7 | 10.5 | 19.7 | 64.1 |

Table 6.59: Do you feel that using hallucinogens is harmful to your health?

| Grade Level | N of Valid | N of Miss | No Harm | Some Harm | Harmful | Very Harmful |
|-------------|------------|-----------|---------|-----------|---------|--------------|
| 7th | 592 | 47 | 2.4 | 6.8 | 15.9 | 75.0 |
| 8th | 564 | 28 | 3.5 | 5.7 | 17.6 | 73.2 |
| 9th | 503 | 19 | 5.2 | 3.8 | 16.3 | 74.8 |
| 10th | 515 | 5 | 4.5 | 3.9 | 14.4 | 77.3 |
| 11th | 318 | 3 | 4.1 | 3.1 | 9.7 | 83.0 |
| 12th | 268 | 6 | 7.8 | 2.2 | 14.9 | 75.0 |
| Jr Hi | 1156 | 75 | 2.9 | 6.2 | 16.7 | 74.1 |
| Sr Hi | 1604 | 33 | 5.2 | 3.4 | 14.2 | 77.2 |
| Total | 2760 | 108 | 4.2 | 4.6 | 15.2 | 75.9 |

Table 6.60: Do you feel that using heroin is harmful to your health?

| Grade Level | N of Valid | N of Miss | No Harm | Some Harm | Harmful | Very Harmful |
|-------------|------------|-----------|---------|-----------|---------|--------------|
| 7th | 603 | 36 | 2.8 | 3.8 | 13.1 | 80.3 |
| 8th | 575 | 17 | 2.8 | 3.7 | 14.3 | 79.3 |
| 9th | 505 | 17 | 4.8 | 2.6 | 10.3 | 82.4 |
| 10th | 513 | 7 | 4.1 | 2.3 | 10.9 | 82.7 |
| 11th | 318 | 3 | 2.8 | 3.1 | 9.1 | 84.9 |
| 12th | 268 | 6 | 7.5 | 1.1 | 9.0 | 82.5 |
| Jr Hi | 1178 | 53 | 2.8 | 3.7 | 13.7 | 79.8 |
| Sr Hi | 1604 | 33 | 4.6 | 2.4 | 10.0 | 83.0 |
| Total | 2782 | 86 | 3.8 | 2.9 | 11.6 | 81.6 |

Table 6.61: Do you feel that using steroids is harmful to your health?

| Grade Level | N of Valid | N of Miss | No Harm | Some Harm | Harmful | Very Harmful |
|-------------|------------|-----------|---------|-----------|---------|--------------|
| 7th | 599 | 40 | 3.5 | 8.7 | 20.4 | 67.4 |
| 8th | 571 | 21 | 3.3 | 10.2 | 23.5 | 63.0 |
| 9th | 504 | 18 | 6.3 | 9.9 | 23.0 | 60.7 |
| 10th | 510 | 10 | 4.1 | 8.0 | 22.9 | 64.9 |
| 11th | 318 | 3 | 4.4 | 7.5 | 22.0 | 66.0 |
| 12th | 266 | 8 | 7.1 | 5.6 | 22.9 | 64.3 |
| Jr Hi | 1170 | 61 | 3.4 | 9.4 | 21.9 | 65.3 |
| Sr Hi | 1598 | 39 | 5.4 | 8.1 | 22.8 | 63.7 |
| Total | 2768 | 100 | 4.6 | 8.7 | 22.4 | 64.4 |

Table 6.62: Do you feel that using ecstasy is harmful to your health?

| Grade Level | N of Valid | N of Miss | No Harm | Some Harm | Harmful | Very Harmful |
|-------------|------------|-----------|---------|-----------|---------|--------------|
| 7th | 592 | 47 | 2.4 | 5.7 | 16.6 | 75.3 |
| 8th | 565 | 27 | 3.9 | 5.5 | 15.6 | 75.0 |
| 9th | 502 | 20 | 4.8 | 2.8 | 12.9 | 79.5 |
| 10th | 508 | 12 | 4.1 | 3.9 | 14.0 | 78.0 |
| 11th | 318 | 3 | 3.1 | 4.1 | 9.7 | 83.0 |
| 12th | 266 | 8 | 7.9 | 3.0 | 12.4 | 76.7 |
| Jr Hi | 1157 | 74 | 3.1 | 5.6 | 16.1 | 75.2 |
| Sr Hi | 1594 | 43 | 4.8 | 3.5 | 12.5 | 79.2 |
| Total | 2751 | 117 | 4.1 | 4.4 | 14.0 | 77.5 |

Table 6.63: Do you feel that using OxyContin is harmful to your health?

| Grade Level | N of Valid | N of Miss | No Harm | Some Harm | Harmful | Very Harmful |
|-------------|------------|-----------|---------|-----------|---------|--------------|
| 7th | 598 | 41 | 3.7 | 5.5 | 15.9 | 74.9 |
| 8th | 570 | 22 | 4.4 | 7.5 | 15.6 | 72.5 |
| 9th | 507 | 15 | 4.9 | 3.9 | 17.9 | 73.2 |
| 10th | 515 | 5 | 5.2 | 5.4 | 17.9 | 71.5 |
| 11th | 318 | 3 | 2.8 | 6.9 | 13.2 | 77.0 |
| 12th | 267 | 7 | 7.9 | 5.2 | 15.0 | 71.9 |
| Jr Hi | 1168 | 63 | 4.0 | 6.5 | 15.8 | 73.7 |
| Sr Hi | 1607 | 30 | 5.1 | 5.2 | 16.5 | 73.2 |
| Total | 2775 | 93 | 4.6 | 5.8 | 16.2 | 73.4 |

6.4 Within The Past Year How Often Have You Used

Table 6.64: Within the past year how often have you smoked cigarettes?

| Grade Level | N of Valid | N of Miss | Did Not Use | 1/yr | 6/yr | 1/mo | 2/mo | 1/wk | 3/wk | Every Day |
|-------------|------------|-----------|-------------|------|------|------|------|------|------|-----------|
| 7th | 600 | 39 | 84.0 | 5.2 | 2.3 | 0.8 | 0.8 | 1.0 | 1.5 | 4.3 |
| 8th | 578 | 14 | 80.6 | 4.3 | 1.7 | 0.5 | 1.6 | 0.7 | 2.1 | 8.5 |
| 9th | 513 | 9 | 70.6 | 8.6 | 2.9 | 2.5 | 2.1 | 1.4 | 2.9 | 9.0 |
| 10th | 515 | 5 | 59.8 | 5.6 | 3.9 | 2.1 | 2.5 | 3.1 | 3.5 | 19.4 |
| 11th | 319 | 2 | 65.8 | 6.0 | 6.9 | 2.8 | 1.3 | 2.8 | 4.1 | 10.3 |
| 12th | 271 | 3 | 56.5 | 6.6 | 4.8 | 3.7 | 2.6 | 1.5 | 1.5 | 22.9 |
| Jr Hi | 1178 | 53 | 82.3 | 4.8 | 2.0 | 0.7 | 1.2 | 0.8 | 1.8 | 6.4 |
| Sr Hi | 1618 | 19 | 63.8 | 6.8 | 4.3 | 2.7 | 2.2 | 2.2 | 3.1 | 14.9 |
| Total | 2796 | 72 | 71.6 | 5.9 | 3.4 | 1.8 | 1.8 | 1.6 | 2.5 | 11.3 |

Table 6.65: Within the past year how often have you used smokeless tobacco?

| Grade Level | N of Valid | N of Miss | Did Not Use | 1/yr | 6/yr | 1/mo | 2/mo | 1/wk | 3/wk | Every Day |
|-------------|------------|-----------|-------------|------|------|------|------|------|------|-----------|
| 7th | 599 | 40 | 94.3 | 2.0 | 0.8 | 0.2 | 0.7 | 0.5 | 0.3 | 1.2 |
| 8th | 576 | 16 | 92.0 | 2.4 | 1.6 | 0.5 | 0.3 | 0.3 | 0.7 | 2.1 |
| 9th | 512 | 10 | 84.0 | 5.3 | 1.6 | 1.8 | 1.6 | 0.4 | 2.1 | 3.3 |
| 10th | 517 | 3 | 78.9 | 5.0 | 1.5 | 1.9 | 1.0 | 2.3 | 3.1 | 6.2 |
| 11th | 317 | 4 | 80.8 | 5.4 | 1.9 | 2.2 | 0.9 | 0.3 | 0.9 | 7.6 |
| 12th | 269 | 5 | 77.7 | 4.8 | 3.0 | 0.0 | 1.1 | 2.2 | 1.1 | 10.0 |
| Jr Hi | 1175 | 56 | 93.2 | 2.2 | 1.2 | 0.3 | 0.5 | 0.4 | 0.5 | 1.6 |
| Sr Hi | 1615 | 22 | 80.7 | 5.1 | 1.9 | 1.6 | 1.2 | 1.3 | 2.0 | 6.2 |
| Total | 2790 | 78 | 85.9 | 3.9 | 1.6 | 1.1 | 0.9 | 0.9 | 1.4 | 4.3 |

Table 6.66: Within the past year how often have you smoked cigars?

| Grade Level | N of Valid | N of Miss | Did Not Use | 1/yr | 6/yr | 1/mo | 2/mo | 1/wk | 3/wk | Every Day |
|-------------|------------|-----------|-------------|------|------|------|------|------|------|-----------|
| 7th | 597 | 42 | 94.3 | 1.2 | 1.7 | 0.2 | 0.5 | 0.5 | 0.7 | 1.0 |
| 8th | 573 | 19 | 91.8 | 2.6 | 0.7 | 0.9 | 0.9 | 0.7 | 0.5 | 1.9 |
| 9th | 510 | 12 | 83.3 | 7.1 | 2.9 | 2.7 | 2.0 | 1.2 | 0.2 | 0.6 |
| 10th | 514 | 6 | 76.5 | 6.6 | 4.9 | 2.1 | 3.3 | 1.9 | 1.4 | 3.3 |
| 11th | 318 | 3 | 81.1 | 5.7 | 5.0 | 1.6 | 1.6 | 1.3 | 0.6 | 3.1 |
| 12th | 268 | 6 | 69.0 | 9.7 | 5.6 | 6.7 | 1.9 | 2.2 | 0.7 | 4.1 |
| Jr Hi | 1170 | 61 | 93.1 | 1.9 | 1.2 | 0.5 | 0.7 | 0.6 | 0.6 | 1.5 |
| Sr Hi | 1610 | 27 | 78.3 | 7.1 | 4.4 | 3.0 | 2.3 | 1.6 | 0.7 | 2.5 |
| Total | 2780 | 88 | 84.5 | 4.9 | 3.1 | 1.9 | 1.6 | 1.2 | 0.7 | 2.1 |

Table 6.67: Within the past year how often have you drunk beer?

| Grade Level | N of Valid | N of Miss | Did Not Use | Did | | | | | | Every Day |
|-------------|------------|-----------|-------------|------|------|------|------|------|------|-----------|
| | | | | 1/yr | 6/yr | 1/mo | 2/mo | 1/wk | 3/wk | |
| 7th | 599 | 40 | 77.6 | 11.2 | 3.8 | 2.5 | 1.8 | 1.0 | 1.2 | 0.8 |
| 8th | 573 | 19 | 68.9 | 13.4 | 4.9 | 2.6 | 3.3 | 3.3 | 2.3 | 1.2 |
| 9th | 512 | 10 | 54.9 | 18.8 | 6.4 | 4.1 | 5.7 | 4.5 | 3.7 | 2.0 |
| 10th | 513 | 7 | 45.0 | 12.7 | 10.5 | 8.2 | 6.8 | 9.7 | 3.9 | 3.1 |
| 11th | 317 | 4 | 55.2 | 8.8 | 7.3 | 6.6 | 9.1 | 7.6 | 3.5 | 1.9 |
| 12th | 271 | 3 | 45.8 | 12.5 | 10.0 | 8.1 | 7.4 | 8.1 | 3.0 | 5.2 |
| Jr Hi | 1172 | 59 | 73.4 | 12.3 | 4.4 | 2.6 | 2.6 | 2.1 | 1.7 | 1.0 |
| Sr Hi | 1613 | 24 | 50.3 | 13.8 | 8.5 | 6.6 | 7.0 | 7.4 | 3.6 | 2.9 |
| Total | 2785 | 83 | 60.0 | 13.2 | 6.8 | 4.9 | 5.1 | 5.2 | 2.8 | 2.1 |

Table 6.68: Within the past year how often have you drunk wine coolers?

| Grade Level | N of Valid | N of Miss | Did Not Use | Did | | | | | | Every Day |
|-------------|------------|-----------|-------------|------|------|------|------|------|------|-----------|
| | | | | 1/yr | 6/yr | 1/mo | 2/mo | 1/wk | 3/wk | |
| 7th | 600 | 39 | 79.2 | 11.2 | 4.7 | 1.7 | 0.8 | 0.7 | 0.5 | 1.3 |
| 8th | 575 | 17 | 71.3 | 12.0 | 6.1 | 2.1 | 3.0 | 2.4 | 1.7 | 1.4 |
| 9th | 511 | 11 | 59.1 | 18.8 | 7.0 | 4.3 | 3.7 | 3.5 | 2.0 | 1.6 |
| 10th | 515 | 5 | 52.6 | 13.8 | 10.5 | 4.9 | 6.8 | 6.4 | 2.1 | 2.9 |
| 11th | 318 | 3 | 62.3 | 15.4 | 6.6 | 5.0 | 5.0 | 2.5 | 1.6 | 1.6 |
| 12th | 271 | 3 | 53.1 | 11.1 | 14.0 | 7.7 | 4.8 | 4.1 | 0.4 | 4.8 |
| Jr Hi | 1175 | 56 | 75.3 | 11.6 | 5.4 | 1.9 | 1.9 | 1.5 | 1.1 | 1.4 |
| Sr Hi | 1615 | 22 | 56.7 | 15.2 | 9.2 | 5.2 | 5.1 | 4.3 | 1.7 | 2.5 |
| Total | 2790 | 78 | 64.5 | 13.7 | 7.6 | 3.8 | 3.8 | 3.2 | 1.4 | 2.0 |

Table 6.69: Within the past year how often have you drunk liquor?

| Grade Level | N of Valid | N of Miss | Did Not Use | Did | | | | | | Every Day |
|-------------|------------|-----------|-------------|------|------|------|------|------|------|-----------|
| | | | | 1/yr | 6/yr | 1/mo | 2/mo | 1/wk | 3/wk | |
| 7th | 597 | 42 | 89.3 | 4.2 | 1.5 | 1.3 | 1.0 | 0.8 | 1.0 | 0.8 |
| 8th | 575 | 17 | 79.1 | 6.4 | 3.5 | 2.6 | 2.6 | 2.1 | 1.7 | 1.9 |
| 9th | 512 | 10 | 67.6 | 10.5 | 6.3 | 3.3 | 4.1 | 4.1 | 2.7 | 1.4 |
| 10th | 511 | 9 | 48.9 | 13.9 | 9.8 | 6.1 | 6.7 | 8.2 | 3.1 | 3.3 |
| 11th | 317 | 4 | 59.0 | 11.0 | 7.6 | 6.3 | 6.6 | 5.7 | 1.9 | 1.9 |
| 12th | 271 | 3 | 44.3 | 11.1 | 12.9 | 9.6 | 7.7 | 7.7 | 1.5 | 5.2 |
| Jr Hi | 1172 | 59 | 84.3 | 5.3 | 2.5 | 2.0 | 1.8 | 1.5 | 1.4 | 1.4 |
| Sr Hi | 1611 | 26 | 56.1 | 11.8 | 8.8 | 5.8 | 6.0 | 6.3 | 2.5 | 2.7 |
| Total | 2783 | 85 | 67.9 | 9.1 | 6.1 | 4.2 | 4.2 | 4.3 | 2.0 | 2.2 |

Table 6.70: Within the past year how often have you smoked marijuana?

| Grade Level | N of Valid | N of Miss | Did Not Use | Did | | | | | | Every Day |
|-------------|------------|-----------|-------------|------|------|------|------|------|------|-----------|
| | | | | 1/yr | 6/yr | 1/mo | 2/mo | 1/wk | 3/wk | |
| 7th | 597 | 42 | 93.6 | 1.3 | 1.2 | 0.2 | 0.2 | 1.2 | 0.7 | 1.7 |
| 8th | 576 | 16 | 86.6 | 3.5 | 1.6 | 1.2 | 0.7 | 1.6 | 2.3 | 2.6 |
| 9th | 507 | 15 | 84.8 | 4.1 | 1.2 | 2.2 | 1.4 | 1.6 | 1.2 | 3.6 |
| 10th | 511 | 9 | 69.5 | 7.2 | 2.9 | 2.3 | 3.3 | 2.7 | 4.7 | 7.2 |
| 11th | 317 | 4 | 79.2 | 6.6 | 3.8 | 2.5 | 1.6 | 0.9 | 1.9 | 3.5 |
| 12th | 269 | 5 | 68.4 | 7.4 | 3.7 | 1.5 | 3.0 | 2.6 | 5.6 | 7.8 |
| Jr Hi | 1173 | 58 | 90.2 | 2.4 | 1.4 | 0.7 | 0.4 | 1.4 | 1.4 | 2.1 |
| Sr Hi | 1604 | 33 | 76.1 | 6.2 | 2.7 | 2.2 | 2.3 | 2.0 | 3.2 | 5.4 |
| Total | 2777 | 91 | 82.0 | 4.6 | 2.1 | 1.5 | 1.5 | 1.7 | 2.4 | 4.0 |

Table 6.71: Within the past year how often have you used cocaine?

| Grade Level | N of Valid | N of Miss | Did Not Use | Did | | | | | | Every Day |
|-------------|------------|-----------|-------------|------|------|------|------|------|------|-----------|
| | | | | 1/yr | 6/yr | 1/mo | 2/mo | 1/wk | 3/wk | |
| 7th | 596 | 43 | 98.0 | 0.3 | 0.7 | 0.0 | 0.2 | 0.3 | 0.3 | 0.2 |
| 8th | 577 | 15 | 96.9 | 1.0 | 0.2 | 0.0 | 0.3 | 0.2 | 0.2 | 1.2 |
| 9th | 510 | 12 | 96.3 | 0.8 | 1.0 | 0.2 | 0.4 | 0.0 | 0.2 | 1.2 |
| 10th | 515 | 5 | 90.9 | 2.9 | 1.0 | 1.2 | 0.4 | 0.8 | 0.2 | 2.7 |
| 11th | 315 | 6 | 95.9 | 1.0 | 1.3 | 0.0 | 0.0 | 0.3 | 0.0 | 1.6 |
| 12th | 269 | 5 | 87.0 | 3.7 | 1.1 | 0.7 | 1.1 | 1.5 | 0.7 | 4.1 |
| Jr Hi | 1173 | 58 | 97.4 | 0.7 | 0.4 | 0.0 | 0.3 | 0.3 | 0.3 | 0.7 |
| Sr Hi | 1609 | 28 | 92.9 | 2.0 | 1.1 | 0.6 | 0.4 | 0.6 | 0.2 | 2.2 |
| Total | 2782 | 86 | 94.8 | 1.4 | 0.8 | 0.3 | 0.4 | 0.4 | 0.3 | 1.6 |

Table 6.72: Within the past year how often have you used uppers?

| Grade Level | N of Valid | N of Miss | Did Not Use | Did | | | | | | Every Day |
|-------------|------------|-----------|-------------|------|------|------|------|------|------|-----------|
| | | | | 1/yr | 6/yr | 1/mo | 2/mo | 1/wk | 3/wk | |
| 7th | 598 | 41 | 97.5 | 0.7 | 0.2 | 0.0 | 0.5 | 0.3 | 0.2 | 0.7 |
| 8th | 577 | 15 | 97.7 | 0.0 | 0.2 | 0.3 | 0.0 | 0.3 | 0.3 | 1.0 |
| 9th | 511 | 11 | 96.9 | 0.6 | 0.2 | 0.6 | 0.4 | 0.0 | 0.4 | 1.0 |
| 10th | 517 | 3 | 90.9 | 1.5 | 1.7 | 0.8 | 0.6 | 1.2 | 0.6 | 2.7 |
| 11th | 318 | 3 | 96.9 | 0.3 | 0.3 | 0.3 | 0.0 | 0.3 | 0.3 | 1.6 |
| 12th | 269 | 5 | 89.6 | 2.6 | 1.5 | 0.4 | 0.4 | 0.4 | 0.7 | 4.5 |
| Jr Hi | 1175 | 56 | 97.6 | 0.3 | 0.2 | 0.2 | 0.3 | 0.3 | 0.3 | 0.9 |
| Sr Hi | 1615 | 22 | 93.7 | 1.2 | 0.9 | 0.6 | 0.4 | 0.5 | 0.5 | 2.2 |
| Total | 2790 | 78 | 95.4 | 0.8 | 0.6 | 0.4 | 0.3 | 0.4 | 0.4 | 1.6 |

Table 6.73: Within the past year how often have you used downers?

| Grade Level | N of Valid | N of Miss | Did Not Use | Did | | | | | | Every Day |
|-------------|------------|-----------|-------------|------|------|------|------|------|------|-----------|
| | | | | 1/yr | 6/yr | 1/mo | 2/mo | 1/wk | 3/wk | |
| 7th | 594 | 45 | 97.6 | 0.7 | 0.3 | 0.3 | 0.5 | 0.2 | 0.2 | 0.2 |
| 8th | 577 | 15 | 96.4 | 0.9 | 1.2 | 0.3 | 0.2 | 0.3 | 0.2 | 0.5 |
| 9th | 511 | 11 | 95.9 | 0.6 | 0.6 | 1.0 | 0.0 | 0.4 | 0.4 | 1.2 |
| 10th | 514 | 6 | 89.3 | 1.6 | 1.9 | 1.2 | 0.4 | 1.4 | 0.8 | 3.5 |
| 11th | 317 | 4 | 96.2 | 0.6 | 0.9 | 0.6 | 0.0 | 0.0 | 0.3 | 1.3 |
| 12th | 270 | 4 | 84.8 | 2.2 | 2.6 | 1.5 | 1.9 | 0.7 | 1.5 | 4.8 |
| Jr Hi | 1171 | 60 | 97.0 | 0.8 | 0.8 | 0.3 | 0.3 | 0.3 | 0.2 | 0.3 |
| Sr Hi | 1612 | 25 | 92.0 | 1.2 | 1.4 | 1.1 | 0.4 | 0.7 | 0.7 | 2.5 |
| Total | 2783 | 85 | 94.1 | 1.0 | 1.1 | 0.8 | 0.4 | 0.5 | 0.5 | 1.6 |

Table 6.74: Within the past year how often have you used inhalants?

| Grade Level | N of Valid | N of Miss | Did Not Use | Did | | | | | | Every Day |
|-------------|------------|-----------|-------------|------|------|------|------|------|------|-----------|
| | | | | 1/yr | 6/yr | 1/mo | 2/mo | 1/wk | 3/wk | |
| 7th | 595 | 44 | 95.0 | 2.4 | 1.0 | 0.3 | 0.3 | 0.0 | 0.3 | 0.7 |
| 8th | 579 | 13 | 95.0 | 2.4 | 0.2 | 0.2 | 0.3 | 0.3 | 0.3 | 1.2 |
| 9th | 511 | 11 | 95.5 | 1.2 | 0.8 | 0.6 | 1.0 | 0.4 | 0.2 | 0.4 |
| 10th | 516 | 4 | 91.3 | 2.1 | 1.0 | 0.6 | 1.4 | 1.0 | 0.2 | 2.5 |
| 11th | 317 | 4 | 96.2 | 1.9 | 0.0 | 0.0 | 0.0 | 0.0 | 0.0 | 1.9 |
| 12th | 269 | 5 | 92.6 | 0.7 | 0.4 | 0.7 | 0.0 | 0.4 | 0.4 | 4.8 |
| Jr Hi | 1174 | 57 | 95.0 | 2.4 | 0.6 | 0.3 | 0.3 | 0.2 | 0.3 | 0.9 |
| Sr Hi | 1613 | 24 | 93.8 | 1.5 | 0.6 | 0.5 | 0.7 | 0.5 | 0.2 | 2.1 |
| Total | 2787 | 81 | 94.3 | 1.9 | 0.6 | 0.4 | 0.6 | 0.4 | 0.3 | 1.6 |

Table 6.75: Within the past year how often have you used hallucinogens?

| Grade Level | N of Valid | N of Miss | Did Not Use | Did | | | | | | Every Day |
|-------------|------------|-----------|-------------|------|------|------|------|------|------|-----------|
| | | | | 1/yr | 6/yr | 1/mo | 2/mo | 1/wk | 3/wk | |
| 7th | 591 | 48 | 98.1 | 0.7 | 0.2 | 0.0 | 0.0 | 0.5 | 0.0 | 0.5 |
| 8th | 579 | 13 | 96.9 | 0.9 | 0.5 | 0.3 | 0.3 | 0.0 | 0.2 | 0.9 |
| 9th | 509 | 13 | 97.2 | 0.2 | 0.2 | 1.0 | 0.0 | 0.2 | 0.2 | 1.0 |
| 10th | 515 | 5 | 92.8 | 1.0 | 0.8 | 1.7 | 0.6 | 0.2 | 0.4 | 2.5 |
| 11th | 315 | 6 | 97.1 | 0.6 | 0.0 | 0.3 | 0.6 | 0.0 | 0.0 | 1.3 |
| 12th | 270 | 4 | 91.5 | 0.7 | 0.4 | 0.7 | 0.4 | 1.9 | 0.0 | 4.4 |
| Jr Hi | 1170 | 61 | 97.5 | 0.8 | 0.3 | 0.2 | 0.2 | 0.3 | 0.1 | 0.7 |
| Sr Hi | 1609 | 28 | 94.8 | 0.6 | 0.4 | 1.1 | 0.4 | 0.4 | 0.2 | 2.1 |
| Total | 2779 | 89 | 96.0 | 0.7 | 0.4 | 0.7 | 0.3 | 0.4 | 0.1 | 1.5 |

Table 6.76: Within the past year how often have you used heroin?

| Grade Level | N of Valid | N of Miss | Did Not Use | Did | | | | | | Every Day |
|-------------|------------|-----------|-------------|------|------|------|------|------|------|-----------|
| | | | | 1/yr | 6/yr | 1/mo | 2/mo | 1/wk | 3/wk | |
| 7th | 591 | 48 | 98.3 | 0.7 | 0.0 | 0.2 | 0.2 | 0.0 | 0.2 | 0.5 |
| 8th | 577 | 15 | 98.1 | 0.3 | 0.3 | 0.0 | 0.3 | 0.0 | 0.0 | 0.9 |
| 9th | 510 | 12 | 98.0 | 0.6 | 0.0 | 0.4 | 0.0 | 0.2 | 0.2 | 0.6 |
| 10th | 516 | 4 | 93.6 | 0.8 | 1.2 | 0.8 | 0.4 | 0.4 | 0.4 | 2.5 |
| 11th | 317 | 4 | 97.5 | 0.3 | 0.6 | 0.0 | 0.3 | 0.0 | 0.0 | 1.3 |
| 12th | 269 | 5 | 92.2 | 1.1 | 0.4 | 1.1 | 0.0 | 0.4 | 0.0 | 4.8 |
| Jr Hi | 1168 | 63 | 98.2 | 0.5 | 0.2 | 0.1 | 0.3 | 0.0 | 0.1 | 0.7 |
| Sr Hi | 1612 | 25 | 95.5 | 0.7 | 0.6 | 0.6 | 0.2 | 0.2 | 0.2 | 2.0 |
| Total | 2780 | 88 | 96.7 | 0.6 | 0.4 | 0.4 | 0.2 | 0.1 | 0.1 | 1.5 |

Table 6.77: Within the past year how often have you used steroids?

| Grade Level | N of Valid | N of Miss | Did Not Use | Did | | | | | | Every Day |
|-------------|------------|-----------|-------------|------|------|------|------|------|------|-----------|
| | | | | 1/yr | 6/yr | 1/mo | 2/mo | 1/wk | 3/wk | |
| 7th | 592 | 47 | 98.1 | 0.8 | 0.0 | 0.0 | 0.2 | 0.3 | 0.0 | 0.5 |
| 8th | 579 | 13 | 98.1 | 0.7 | 0.2 | 0.2 | 0.0 | 0.0 | 0.0 | 0.9 |
| 9th | 510 | 12 | 98.8 | 0.4 | 0.0 | 0.2 | 0.0 | 0.0 | 0.2 | 0.4 |
| 10th | 517 | 3 | 94.2 | 1.2 | 0.2 | 0.8 | 0.8 | 0.2 | 0.4 | 2.3 |
| 11th | 317 | 4 | 96.8 | 0.6 | 0.0 | 0.3 | 0.3 | 0.3 | 0.0 | 1.6 |
| 12th | 270 | 4 | 93.3 | 0.4 | 0.0 | 0.7 | 0.0 | 1.1 | 0.0 | 4.4 |
| Jr Hi | 1171 | 60 | 98.1 | 0.8 | 0.1 | 0.1 | 0.1 | 0.2 | 0.0 | 0.7 |
| Sr Hi | 1614 | 23 | 96.0 | 0.7 | 0.1 | 0.5 | 0.3 | 0.3 | 0.2 | 1.9 |
| Total | 2785 | 83 | 96.9 | 0.7 | 0.1 | 0.3 | 0.2 | 0.3 | 0.1 | 1.4 |

Table 6.78: Within the past year how often have you used ecstasy?

| Grade Level | N of Valid | N of Miss | Did Not Use | Did | | | | | | Every Day |
|-------------|------------|-----------|-------------|------|------|------|------|------|------|-----------|
| | | | | 1/yr | 6/yr | 1/mo | 2/mo | 1/wk | 3/wk | |
| 7th | 593 | 46 | 97.8 | 0.7 | 0.2 | 0.2 | 0.0 | 0.5 | 0.2 | 0.5 |
| 8th | 578 | 14 | 97.4 | 1.0 | 0.0 | 0.3 | 0.0 | 0.0 | 0.2 | 1.0 |
| 9th | 511 | 11 | 97.5 | 1.0 | 0.2 | 0.2 | 0.4 | 0.2 | 0.0 | 0.6 |
| 10th | 516 | 4 | 92.2 | 1.9 | 0.6 | 0.8 | 0.4 | 0.6 | 0.6 | 2.9 |
| 11th | 316 | 5 | 96.8 | 0.6 | 0.3 | 0.3 | 0.3 | 0.0 | 0.0 | 1.6 |
| 12th | 268 | 6 | 91.0 | 2.2 | 0.4 | 0.0 | 0.7 | 1.1 | 0.0 | 4.5 |
| Jr Hi | 1171 | 60 | 97.6 | 0.9 | 0.1 | 0.3 | 0.0 | 0.3 | 0.2 | 0.8 |
| Sr Hi | 1611 | 26 | 94.6 | 1.4 | 0.4 | 0.4 | 0.4 | 0.4 | 0.2 | 2.2 |
| Total | 2782 | 86 | 95.9 | 1.2 | 0.3 | 0.3 | 0.3 | 0.4 | 0.2 | 1.6 |

Table 6.79: Within the past year how often have you used OxyContin?

| Grade Level | N of Valid | N of Miss | Did Not Use | Did | | | | | | Every Day |
|-------------|------------|-----------|-------------|------|------|------|------|------|------|-----------|
| | | | | 1/yr | 6/yr | 1/mo | 2/mo | 1/wk | 3/wk | |
| 7th | 593 | 46 | 97.0 | 0.5 | 0.5 | 0.7 | 0.3 | 0.3 | 0.3 | 0.3 |
| 8th | 576 | 16 | 96.4 | 1.6 | 0.2 | 0.3 | 0.3 | 0.2 | 0.0 | 1.0 |
| 9th | 510 | 12 | 95.9 | 1.4 | 0.4 | 0.8 | 0.6 | 0.0 | 0.2 | 0.8 |
| 10th | 516 | 4 | 89.1 | 2.3 | 1.6 | 1.4 | 0.6 | 1.2 | 0.8 | 3.1 |
| 11th | 315 | 6 | 95.6 | 1.3 | 1.6 | 0.3 | 0.0 | 0.0 | 0.0 | 1.3 |
| 12th | 270 | 4 | 87.8 | 3.3 | 1.5 | 1.5 | 0.0 | 0.7 | 0.4 | 4.8 |
| Jr Hi | 1169 | 62 | 96.7 | 1.0 | 0.3 | 0.5 | 0.3 | 0.3 | 0.2 | 0.7 |
| Sr Hi | 1611 | 26 | 92.3 | 2.0 | 1.2 | 1.0 | 0.4 | 0.5 | 0.4 | 2.3 |
| Total | 2780 | 88 | 94.1 | 1.6 | 0.8 | 0.8 | 0.4 | 0.4 | 0.3 | 1.6 |

Table 6.80: Within the past year how often have you used any tobacco?

| Grade Level | N of Valid | N of Miss | Did Not Use | Did | | | | | | Every Day |
|-------------|------------|-----------|-------------|------|------|------|------|------|------|-----------|
| | | | | 1/yr | 6/yr | 1/mo | 2/mo | 1/wk | 3/wk | |
| 7th | 603 | 36 | 82.9 | 5.5 | 2.8 | 1.0 | 0.5 | 1.2 | 1.5 | 4.6 |
| 8th | 578 | 14 | 77.7 | 5.4 | 2.4 | 0.5 | 2.1 | 0.9 | 2.4 | 8.7 |
| 9th | 514 | 8 | 64.4 | 8.8 | 4.1 | 2.7 | 3.5 | 2.1 | 3.5 | 10.9 |
| 10th | 517 | 3 | 54.0 | 7.0 | 4.8 | 1.7 | 3.1 | 4.1 | 4.4 | 20.9 |
| 11th | 320 | 1 | 58.8 | 6.9 | 6.3 | 4.1 | 1.3 | 2.8 | 3.8 | 16.3 |
| 12th | 272 | 2 | 48.9 | 7.7 | 5.9 | 4.4 | 1.8 | 1.8 | 2.2 | 27.2 |
| Jr Hi | 1181 | 50 | 80.4 | 5.4 | 2.6 | 0.8 | 1.3 | 1.0 | 1.9 | 6.6 |
| Sr Hi | 1623 | 14 | 57.4 | 7.6 | 5.1 | 3.0 | 2.6 | 2.8 | 3.6 | 17.9 |
| Total | 2804 | 64 | 67.0 | 6.7 | 4.0 | 2.0 | 2.1 | 2.1 | 2.9 | 13.1 |

Table 6.81: Within the past year how often have you drunk any alcohol?

| Grade Level | N of Valid | N of Miss | Did Not Use | Did | | | | | | Every Day |
|-------------|------------|-----------|-------------|------|------|------|------|------|------|-----------|
| | | | | 1/yr | 6/yr | 1/mo | 2/mo | 1/wk | 3/wk | |
| 7th | 605 | 34 | 71.4 | 14.4 | 5.3 | 2.5 | 2.1 | 1.2 | 1.5 | 1.7 |
| 8th | 579 | 13 | 61.8 | 16.4 | 6.4 | 3.1 | 4.0 | 3.1 | 2.9 | 2.2 |
| 9th | 514 | 8 | 43.8 | 23.0 | 9.1 | 5.8 | 6.2 | 5.4 | 4.3 | 2.3 |
| 10th | 517 | 3 | 35.4 | 15.7 | 12.8 | 8.3 | 8.1 | 11.2 | 4.6 | 3.9 |
| 11th | 318 | 3 | 44.7 | 15.4 | 8.5 | 8.2 | 9.4 | 8.5 | 3.1 | 2.2 |
| 12th | 272 | 2 | 33.8 | 13.6 | 15.8 | 9.6 | 8.5 | 9.9 | 2.6 | 6.3 |
| Jr Hi | 1184 | 47 | 66.7 | 15.4 | 5.8 | 2.8 | 3.0 | 2.1 | 2.2 | 1.9 |
| Sr Hi | 1621 | 16 | 39.6 | 17.6 | 11.3 | 7.7 | 7.8 | 8.6 | 3.9 | 3.5 |
| Total | 2805 | 63 | 51.1 | 16.6 | 9.0 | 5.6 | 5.8 | 5.9 | 3.2 | 2.8 |

Table 6.82: Within the past year how often have you used any illicit drugs?

| Grade Level | N of Valid | N of Miss | Did Not Use | 1/yr | 6/yr | 1/mo | 2/mo | 1/wk | 3/wk | Every Day |
|-------------|------------|-----------|-------------|------|------|------|------|------|------|-----------|
| 7th | 601 | 38 | 90.0 | 3.2 | 1.5 | 0.3 | 0.5 | 1.2 | 1.2 | 2.2 |
| 8th | 579 | 13 | 84.3 | 4.7 | 1.9 | 1.2 | 0.9 | 1.6 | 2.2 | 3.3 |
| 9th | 515 | 7 | 82.1 | 5.2 | 1.4 | 2.5 | 1.7 | 1.2 | 1.6 | 4.3 |
| 10th | 519 | 1 | 66.5 | 7.9 | 3.9 | 1.9 | 3.5 | 2.5 | 4.4 | 9.4 |
| 11th | 318 | 3 | 77.0 | 7.9 | 3.1 | 2.8 | 1.9 | 0.6 | 1.9 | 4.7 |
| 12th | 272 | 2 | 65.8 | 8.1 | 4.0 | 1.8 | 2.9 | 2.6 | 4.8 | 9.9 |
| Jr Hi | 1180 | 51 | 87.2 | 3.9 | 1.7 | 0.8 | 0.7 | 1.4 | 1.7 | 2.7 |
| Sr Hi | 1624 | 13 | 73.4 | 7.1 | 3.0 | 2.3 | 2.5 | 1.7 | 3.1 | 7.0 |
| Total | 2804 | 64 | 79.2 | 5.7 | 2.4 | 1.6 | 1.7 | 1.6 | 2.5 | 5.2 |

6.5 At What Age Did You First

Table 6.83: At what age did you first smoke cigarettes?

| Grade Level | N of Valid | N of Miss | Never Used | 8 or Under | 9 | 10 | 11 | 12 | 13 | 14 | 15 | 16 | 17 or Older |
|-------------|------------|-----------|------------|------------|-----|-----|-----|-----|-----|-----|-----|-----|-------------|
| 7th | 597 | 42 | 78.2 | 5.7 | 4.9 | 3.0 | 2.8 | 4.0 | 1.2 | 0.2 | 0.0 | 0.0 | 0.0 |
| 8th | 569 | 23 | 75.0 | 6.9 | 3.0 | 2.5 | 3.0 | 4.9 | 3.7 | 0.5 | 0.4 | 0.0 | 0.2 |
| 9th | 509 | 13 | 62.9 | 5.5 | 2.9 | 4.7 | 3.1 | 7.3 | 7.7 | 4.1 | 0.6 | 0.4 | 0.8 |
| 10th | 516 | 4 | 52.9 | 7.8 | 3.3 | 4.1 | 4.8 | 8.9 | 5.6 | 5.8 | 5.4 | 1.2 | 0.2 |
| 11th | 314 | 7 | 54.1 | 3.8 | 2.5 | 1.9 | 4.1 | 7.0 | 6.1 | 8.0 | 5.4 | 5.7 | 1.3 |
| 12th | 269 | 5 | 45.4 | 7.4 | 3.0 | 4.8 | 3.0 | 5.2 | 5.6 | 7.4 | 5.2 | 8.2 | 4.8 |
| Jr Hi | 1166 | 65 | 76.7 | 6.3 | 3.9 | 2.7 | 2.9 | 4.5 | 2.4 | 0.3 | 0.2 | 0.0 | 0.1 |
| Sr Hi | 1608 | 29 | 55.0 | 6.2 | 3.0 | 4.0 | 3.9 | 7.4 | 6.3 | 6.0 | 3.9 | 3.0 | 1.4 |
| Total | 2774 | 94 | 64.1 | 6.2 | 3.4 | 3.5 | 3.5 | 6.2 | 4.7 | 3.6 | 2.3 | 1.7 | 0.8 |

Table 6.84: At what age did you first use smokeless tobacco?

| Grade Level | N of Valid | N of Miss | Never Used | 8 or Under | 9 | 10 | 11 | 12 | 13 | 14 | 15 | 16 | 17 or Older |
|-------------|------------|-----------|------------|------------|-----|-----|-----|-----|-----|-----|-----|-----|-------------|
| 7th | 594 | 45 | 92.8 | 1.5 | 1.2 | 1.9 | 1.2 | 1.2 | 0.2 | 0.2 | 0.0 | 0.0 | 0.0 |
| 8th | 568 | 24 | 91.9 | 0.7 | 0.4 | 0.9 | 1.4 | 1.4 | 2.3 | 0.9 | 0.0 | 0.0 | 0.2 |
| 9th | 506 | 16 | 81.8 | 2.8 | 1.0 | 1.2 | 1.2 | 1.6 | 3.6 | 4.7 | 1.4 | 0.4 | 0.4 |
| 10th | 510 | 10 | 77.8 | 3.5 | 1.6 | 0.8 | 1.2 | 2.4 | 2.4 | 3.5 | 5.3 | 1.2 | 0.4 |
| 11th | 313 | 8 | 78.0 | 3.5 | 0.0 | 0.3 | 0.6 | 1.6 | 2.6 | 4.2 | 4.2 | 4.8 | 0.3 |
| 12th | 268 | 6 | 70.1 | 4.5 | 1.9 | 1.1 | 0.7 | 3.0 | 1.9 | 2.2 | 3.4 | 4.5 | 6.7 |
| Jr Hi | 1162 | 69 | 92.3 | 1.1 | 0.8 | 1.4 | 1.3 | 1.3 | 1.2 | 0.5 | 0.0 | 0.0 | 0.1 |
| Sr Hi | 1597 | 40 | 77.8 | 3.4 | 1.1 | 0.9 | 1.0 | 2.1 | 2.7 | 3.8 | 3.5 | 2.2 | 1.4 |
| Total | 2759 | 109 | 83.9 | 2.5 | 1.0 | 1.1 | 1.1 | 1.7 | 2.1 | 2.4 | 2.0 | 1.3 | 0.9 |

Table 6.85: At what age did you first smoke cigars?

| Grade Level | N of Valid | N of Miss | Never Used | 8 or Under | 9 | 10 | 11 | 12 | 13 | 14 | 15 | 16 | 17 or Older |
|-------------|------------|-----------|------------|------------|-----|-----|-----|-----|-----|-----|-----|-----|-------------|
| 7th | 596 | 43 | 92.8 | 1.8 | 1.2 | 1.3 | 1.0 | 1.2 | 0.2 | 0.5 | 0.0 | 0.0 | 0.0 |
| 8th | 565 | 27 | 89.0 | 1.4 | 1.8 | 1.2 | 1.8 | 1.2 | 2.8 | 0.5 | 0.0 | 0.0 | 0.2 |
| 9th | 505 | 17 | 81.6 | 1.4 | 1.4 | 2.0 | 1.2 | 2.6 | 4.4 | 3.8 | 1.2 | 0.2 | 0.4 |
| 10th | 509 | 11 | 73.7 | 4.1 | 1.2 | 1.8 | 1.4 | 2.8 | 3.5 | 3.7 | 6.5 | 1.4 | 0.0 |
| 11th | 311 | 10 | 77.2 | 1.3 | 0.6 | 0.0 | 1.0 | 1.6 | 2.3 | 5.8 | 3.5 | 6.1 | 0.6 |
| 12th | 266 | 8 | 62.8 | 4.1 | 1.1 | 1.1 | 0.4 | 4.1 | 3.4 | 4.5 | 4.9 | 6.4 | 7.1 |
| Jr Hi | 1161 | 70 | 91.0 | 1.6 | 1.5 | 1.3 | 1.4 | 1.2 | 1.5 | 0.5 | 0.0 | 0.0 | 0.1 |
| Sr Hi | 1591 | 46 | 75.0 | 2.7 | 1.1 | 1.4 | 1.1 | 2.7 | 3.5 | 4.3 | 4.0 | 2.8 | 1.4 |
| Total | 2752 | 116 | 81.8 | 2.3 | 1.3 | 1.3 | 1.2 | 2.1 | 2.7 | 2.7 | 2.3 | 1.6 | 0.9 |

Table 6.86: At what age did you first drink beer?

| Grade Level | N of Valid | N of Miss | Never Used | 8 or Under | 9 | 10 | 11 | 12 | 13 | 14 | 15 | 16 | 17 or Older |
|-------------|------------|-----------|------------|------------|-----|-----|-----|-----|------|------|------|------|-------------|
| 7th | 596 | 43 | 73.7 | 5.5 | 3.9 | 4.4 | 4.2 | 5.9 | 2.0 | 0.5 | 0.0 | 0.0 | 0.0 |
| 8th | 566 | 26 | 65.0 | 4.8 | 3.4 | 4.2 | 4.8 | 7.1 | 7.8 | 2.5 | 0.2 | 0.0 | 0.4 |
| 9th | 504 | 18 | 49.8 | 5.2 | 3.2 | 3.6 | 3.4 | 9.5 | 13.1 | 9.7 | 2.2 | 0.0 | 0.4 |
| 10th | 509 | 11 | 38.9 | 9.8 | 1.6 | 3.9 | 4.5 | 8.6 | 11.0 | 9.2 | 10.6 | 1.6 | 0.2 |
| 11th | 314 | 7 | 44.9 | 4.1 | 1.3 | 2.5 | 1.9 | 4.1 | 6.4 | 10.8 | 12.7 | 10.2 | 1.0 |
| 12th | 269 | 5 | 34.6 | 6.7 | 0.7 | 1.5 | 1.9 | 5.9 | 7.1 | 10.8 | 14.1 | 9.7 | 7.1 |
| Jr Hi | 1162 | 69 | 69.4 | 5.2 | 3.6 | 4.3 | 4.5 | 6.5 | 4.8 | 1.5 | 0.1 | 0.0 | 0.2 |
| Sr Hi | 1596 | 41 | 42.8 | 6.7 | 1.9 | 3.1 | 3.2 | 7.6 | 10.1 | 10.0 | 9.0 | 4.1 | 1.6 |
| Total | 2758 | 110 | 54.0 | 6.1 | 2.6 | 3.6 | 3.7 | 7.1 | 7.9 | 6.4 | 5.2 | 2.4 | 1.0 |

Table 6.87: At what age did you first drink wine coolers?

| Grade Level | N of Valid | N of Miss | Never Used | 8 or Under | 9 | 10 | 11 | 12 | 13 | 14 | 15 | 16 | 17 or Older |
|-------------|------------|-----------|------------|------------|-----|-----|-----|-----|------|-----|------|-----|-------------|
| 7th | 594 | 45 | 77.3 | 4.2 | 2.2 | 2.9 | 4.4 | 6.4 | 2.5 | 0.2 | 0.0 | 0.0 | 0.0 |
| 8th | 568 | 24 | 67.6 | 3.5 | 3.3 | 3.7 | 5.5 | 7.0 | 7.2 | 1.6 | 0.0 | 0.2 | 0.4 |
| 9th | 506 | 16 | 55.1 | 4.5 | 2.2 | 3.2 | 5.7 | 8.1 | 10.9 | 8.3 | 1.6 | 0.0 | 0.4 |
| 10th | 510 | 10 | 44.7 | 7.6 | 1.6 | 4.3 | 4.7 | 7.8 | 9.4 | 9.6 | 7.8 | 2.0 | 0.4 |
| 11th | 311 | 10 | 48.2 | 2.3 | 1.9 | 2.3 | 2.9 | 5.8 | 6.4 | 8.7 | 11.9 | 8.0 | 1.6 |
| 12th | 268 | 6 | 40.3 | 5.2 | 1.1 | 1.9 | 2.6 | 5.2 | 7.1 | 9.0 | 12.3 | 9.7 | 5.6 |
| Jr Hi | 1162 | 69 | 72.5 | 3.9 | 2.8 | 3.3 | 4.9 | 6.7 | 4.8 | 0.9 | 0.0 | 0.1 | 0.2 |
| Sr Hi | 1595 | 42 | 48.0 | 5.2 | 1.8 | 3.1 | 4.3 | 7.1 | 8.9 | 8.9 | 7.4 | 3.8 | 1.5 |
| Total | 2757 | 111 | 58.3 | 4.6 | 2.2 | 3.2 | 4.6 | 6.9 | 7.2 | 5.5 | 4.3 | 2.2 | 0.9 |

Table 6.88: At what age did you first drink liquor?

| Grade Level | N of Valid | N of Miss | Never Used | 8 or Under | 9 | 10 | 11 | 12 | 13 | 14 | 15 | 16 | 17 or Older |
|-------------|------------|-----------|------------|------------|-----|-----|-----|-----|-----|------|------|------|-------------|
| 7th | 596 | 43 | 89.1 | 1.7 | 1.0 | 1.8 | 1.7 | 1.8 | 2.3 | 0.5 | 0.0 | 0.0 | 0.0 |
| 8th | 569 | 23 | 78.0 | 1.6 | 1.4 | 2.1 | 3.0 | 5.3 | 6.0 | 1.9 | 0.2 | 0.0 | 0.5 |
| 9th | 504 | 18 | 66.5 | 2.6 | 0.8 | 2.2 | 3.0 | 4.6 | 7.9 | 9.1 | 3.0 | 0.0 | 0.4 |
| 10th | 514 | 6 | 45.9 | 4.3 | 1.0 | 2.5 | 3.5 | 7.2 | 9.9 | 12.3 | 10.7 | 2.5 | 0.2 |
| 11th | 313 | 8 | 53.7 | 2.2 | 0.6 | 0.6 | 2.2 | 1.9 | 5.1 | 9.6 | 13.1 | 9.3 | 1.6 |
| 12th | 267 | 7 | 37.1 | 3.7 | 0.7 | 0.7 | 2.6 | 2.6 | 5.6 | 10.5 | 13.5 | 14.6 | 8.2 |
| Jr Hi | 1165 | 66 | 83.7 | 1.6 | 1.2 | 2.0 | 2.3 | 3.5 | 4.1 | 1.2 | 0.1 | 0.0 | 0.3 |
| Sr Hi | 1598 | 39 | 52.4 | 3.3 | 0.8 | 1.8 | 2.9 | 4.6 | 7.6 | 10.5 | 9.2 | 5.1 | 1.9 |
| Total | 2763 | 105 | 65.6 | 2.6 | 1.0 | 1.8 | 2.7 | 4.1 | 6.2 | 6.6 | 5.4 | 2.9 | 1.2 |

Table 6.89: At what age did you first smoke marijuana?

| Grade Level | N of Valid | N of Miss | Never Used | 8 or Under | 9 | 10 | 11 | 12 | 13 | 14 | 15 | 16 | 17 or Older |
|-------------|------------|-----------|------------|------------|-----|-----|-----|-----|-----|-----|-----|-----|-------------|
| 7th | 594 | 45 | 93.8 | 1.2 | 0.2 | 1.3 | 1.2 | 1.5 | 0.7 | 0.0 | 0.0 | 0.0 | 0.2 |
| 8th | 571 | 21 | 87.0 | 1.2 | 0.4 | 0.7 | 2.1 | 2.8 | 3.7 | 1.4 | 0.2 | 0.2 | 0.4 |
| 9th | 504 | 18 | 83.1 | 1.0 | 1.8 | 1.2 | 2.4 | 2.2 | 3.8 | 3.2 | 0.8 | 0.2 | 0.4 |
| 10th | 512 | 8 | 66.4 | 3.7 | 1.6 | 2.3 | 2.7 | 4.9 | 5.5 | 5.7 | 6.3 | 1.0 | 0.0 |
| 11th | 312 | 9 | 73.7 | 1.6 | 0.3 | 1.0 | 1.0 | 2.9 | 4.2 | 5.1 | 4.5 | 5.1 | 0.6 |
| 12th | 269 | 5 | 62.8 | 4.1 | 1.1 | 1.1 | 0.7 | 2.2 | 5.9 | 5.6 | 5.6 | 5.6 | 5.2 |
| Jr Hi | 1165 | 66 | 90.5 | 1.2 | 0.3 | 1.0 | 1.6 | 2.1 | 2.1 | 0.7 | 0.1 | 0.1 | 0.3 |
| Sr Hi | 1597 | 40 | 72.5 | 2.5 | 1.3 | 1.5 | 1.9 | 3.2 | 4.8 | 4.8 | 4.1 | 2.3 | 1.1 |
| Total | 2762 | 106 | 80.1 | 2.0 | 0.9 | 1.3 | 1.8 | 2.8 | 3.7 | 3.0 | 2.4 | 1.4 | 0.8 |

Table 6.90: At what age did you first use cocaine?

| Grade Level | N of Valid | N of Miss | Never Used | 8 or Under | 9 | 10 | 11 | 12 | 13 | 14 | 15 | 16 | 17 or Older |
|-------------|------------|-----------|------------|------------|-----|-----|-----|-----|-----|-----|-----|-----|-------------|
| 7th | 594 | 45 | 98.1 | 0.3 | 0.2 | 0.5 | 0.3 | 0.3 | 0.2 | 0.0 | 0.0 | 0.0 | 0.0 |
| 8th | 569 | 23 | 97.5 | 0.4 | 0.0 | 0.0 | 0.4 | 0.2 | 0.5 | 0.4 | 0.2 | 0.0 | 0.5 |
| 9th | 504 | 18 | 95.4 | 0.8 | 0.0 | 0.0 | 0.4 | 1.0 | 0.8 | 0.8 | 0.2 | 0.2 | 0.4 |
| 10th | 513 | 7 | 89.5 | 2.1 | 0.0 | 1.2 | 1.0 | 0.6 | 1.2 | 1.0 | 1.9 | 1.4 | 0.2 |
| 11th | 312 | 9 | 95.5 | 1.0 | 0.0 | 0.0 | 0.0 | 0.3 | 0.3 | 1.0 | 1.0 | 0.6 | 0.3 |
| 12th | 268 | 6 | 86.2 | 2.6 | 0.4 | 0.4 | 0.0 | 0.0 | 0.7 | 0.4 | 2.6 | 4.5 | 2.2 |
| Jr Hi | 1163 | 68 | 97.9 | 0.3 | 0.1 | 0.3 | 0.3 | 0.3 | 0.3 | 0.2 | 0.1 | 0.0 | 0.3 |
| Sr Hi | 1597 | 40 | 92.0 | 1.6 | 0.1 | 0.4 | 0.4 | 0.6 | 0.8 | 0.8 | 1.3 | 1.4 | 0.6 |
| Total | 2760 | 108 | 94.5 | 1.1 | 0.1 | 0.4 | 0.4 | 0.4 | 0.6 | 0.5 | 0.8 | 0.8 | 0.5 |

Table 6.91: At what age did you first use uppers?

| Grade Level | N of Valid | N of Miss | Never Used | 8 or Under | 9 | 10 | 11 | 12 | 13 | 14 | 15 | 16 | 17 or Older |
|-------------|------------|-----------|------------|------------|-----|-----|-----|-----|-----|-----|-----|-----|-------------|
| 7th | 594 | 45 | 97.6 | 0.7 | 0.2 | 0.3 | 0.7 | 0.5 | 0.0 | 0.0 | 0.0 | 0.0 | 0.0 |
| 8th | 570 | 22 | 98.1 | 0.4 | 0.0 | 0.2 | 0.4 | 0.2 | 0.4 | 0.2 | 0.0 | 0.0 | 0.4 |
| 9th | 504 | 18 | 96.8 | 0.6 | 0.0 | 0.2 | 0.2 | 1.0 | 0.2 | 0.2 | 0.2 | 0.2 | 0.4 |
| 10th | 512 | 8 | 90.2 | 2.1 | 0.6 | 0.6 | 0.2 | 0.6 | 1.6 | 1.4 | 1.6 | 1.0 | 0.2 |
| 11th | 313 | 8 | 96.5 | 0.6 | 0.3 | 0.0 | 0.0 | 0.0 | 0.3 | 1.3 | 0.6 | 0.3 | 0.0 |
| 12th | 269 | 5 | 88.5 | 2.6 | 0.4 | 0.4 | 0.4 | 0.4 | 0.0 | 1.5 | 1.1 | 3.3 | 1.5 |
| Jr Hi | 1164 | 67 | 97.9 | 0.5 | 0.1 | 0.3 | 0.5 | 0.3 | 0.2 | 0.1 | 0.0 | 0.0 | 0.2 |
| Sr Hi | 1598 | 39 | 93.2 | 1.4 | 0.3 | 0.3 | 0.2 | 0.6 | 0.6 | 1.0 | 0.9 | 1.0 | 0.4 |
| Total | 2762 | 106 | 95.2 | 1.0 | 0.2 | 0.3 | 0.3 | 0.5 | 0.4 | 0.6 | 0.5 | 0.6 | 0.3 |

Table 6.92: At what age did you first use downers?

| Grade Level | N of Valid | N of Miss | Never Used | 8 or Under | 9 | 10 | 11 | 12 | 13 | 14 | 15 | 16 | 17 or Older |
|-------------|------------|-----------|------------|------------|-----|-----|-----|-----|-----|-----|-----|-----|-------------|
| 7th | 593 | 46 | 97.6 | 0.3 | 0.3 | 0.5 | 0.7 | 0.3 | 0.2 | 0.0 | 0.0 | 0.0 | 0.0 |
| 8th | 568 | 24 | 96.3 | 0.5 | 0.0 | 0.0 | 0.5 | 0.2 | 1.6 | 0.5 | 0.0 | 0.0 | 0.4 |
| 9th | 503 | 19 | 96.2 | 0.6 | 0.2 | 0.0 | 0.6 | 0.8 | 0.4 | 0.2 | 0.4 | 0.2 | 0.4 |
| 10th | 514 | 6 | 88.5 | 2.1 | 0.4 | 1.4 | 0.6 | 0.8 | 1.6 | 2.3 | 1.4 | 0.8 | 0.2 |
| 11th | 312 | 9 | 95.5 | 0.6 | 0.3 | 0.0 | 0.6 | 0.3 | 0.6 | 1.0 | 0.6 | 0.3 | 0.0 |
| 12th | 268 | 6 | 85.4 | 2.2 | 0.7 | 0.4 | 0.0 | 1.1 | 0.7 | 1.9 | 2.2 | 3.4 | 1.9 |
| Jr Hi | 1161 | 70 | 97.0 | 0.4 | 0.2 | 0.3 | 0.6 | 0.3 | 0.9 | 0.3 | 0.0 | 0.0 | 0.2 |
| Sr Hi | 1597 | 40 | 91.8 | 1.4 | 0.4 | 0.5 | 0.5 | 0.8 | 0.9 | 1.3 | 1.1 | 0.9 | 0.5 |
| Total | 2758 | 110 | 94.0 | 1.0 | 0.3 | 0.4 | 0.5 | 0.5 | 0.9 | 0.9 | 0.6 | 0.5 | 0.4 |

Table 6.93: At what age did you first use inhalants?

| Grade Level | N of Valid | N of Miss | Never Used | 8 or Under | 9 | 10 | 11 | 12 | 13 | 14 | 15 | 16 | 17 or Older |
|-------------|------------|-----------|------------|------------|-----|-----|-----|-----|-----|-----|-----|-----|-------------|
| 7th | 590 | 49 | 95.3 | 1.4 | 0.8 | 0.8 | 0.8 | 0.3 | 0.3 | 0.0 | 0.2 | 0.0 | 0.0 |
| 8th | 568 | 24 | 96.0 | 0.5 | 0.2 | 0.0 | 0.5 | 0.5 | 1.2 | 0.7 | 0.0 | 0.0 | 0.4 |
| 9th | 505 | 17 | 93.9 | 0.8 | 0.2 | 0.4 | 0.6 | 2.0 | 0.4 | 1.0 | 0.2 | 0.0 | 0.6 |
| 10th | 511 | 9 | 92.4 | 2.5 | 0.4 | 0.2 | 0.0 | 1.2 | 1.4 | 0.8 | 0.8 | 0.2 | 0.2 |
| 11th | 310 | 11 | 96.1 | 1.0 | 0.3 | 0.3 | 0.0 | 0.0 | 0.3 | 0.6 | 0.3 | 0.6 | 0.3 |
| 12th | 268 | 6 | 92.2 | 2.6 | 0.4 | 0.7 | 0.0 | 0.4 | 0.4 | 0.0 | 0.7 | 1.1 | 1.5 |
| Jr Hi | 1158 | 73 | 95.6 | 0.9 | 0.5 | 0.4 | 0.7 | 0.4 | 0.8 | 0.3 | 0.1 | 0.0 | 0.2 |
| Sr Hi | 1594 | 43 | 93.5 | 1.7 | 0.3 | 0.4 | 0.2 | 1.1 | 0.7 | 0.7 | 0.5 | 0.4 | 0.6 |
| Total | 2752 | 116 | 94.4 | 1.4 | 0.4 | 0.4 | 0.4 | 0.8 | 0.7 | 0.5 | 0.3 | 0.2 | 0.4 |

Table 6.94: At what age did you first use hallucinogens?

| Grade Level | N of Valid | N of Miss | Never Used | 8 or Under | 9 | 10 | 11 | 12 | 13 | 14 | 15 | 16 | 17 or Older |
|-------------|------------|-----------|------------|------------|-----|-----|-----|-----|-----|-----|-----|-----|-------------|
| 7th | 591 | 48 | 98.5 | 0.5 | 0.2 | 0.2 | 0.2 | 0.5 | 0.0 | 0.0 | 0.0 | 0.0 | 0.0 |
| 8th | 570 | 22 | 97.7 | 0.4 | 0.0 | 0.2 | 0.5 | 0.2 | 0.4 | 0.2 | 0.2 | 0.0 | 0.4 |
| 9th | 504 | 18 | 96.8 | 1.0 | 0.0 | 0.0 | 0.2 | 0.6 | 0.6 | 0.2 | 0.0 | 0.2 | 0.4 |
| 10th | 513 | 7 | 92.6 | 2.1 | 0.2 | 1.0 | 0.4 | 0.8 | 0.8 | 1.2 | 0.6 | 0.2 | 0.2 |
| 11th | 312 | 9 | 96.8 | 1.0 | 0.0 | 0.0 | 0.0 | 0.0 | 0.0 | 0.6 | 1.3 | 0.3 | 0.0 |
| 12th | 267 | 7 | 92.5 | 2.2 | 0.4 | 0.4 | 0.7 | 0.0 | 0.0 | 0.4 | 1.5 | 1.1 | 0.7 |
| Jr Hi | 1161 | 70 | 98.1 | 0.4 | 0.1 | 0.2 | 0.3 | 0.3 | 0.2 | 0.1 | 0.1 | 0.0 | 0.2 |
| Sr Hi | 1596 | 41 | 94.7 | 1.6 | 0.1 | 0.4 | 0.3 | 0.4 | 0.4 | 0.6 | 0.7 | 0.4 | 0.3 |
| Total | 2757 | 111 | 96.2 | 1.1 | 0.1 | 0.3 | 0.3 | 0.4 | 0.3 | 0.4 | 0.4 | 0.2 | 0.3 |

Table 6.95: At what age did you first use heroin?

| Grade Level | N of Valid | N of Miss | Never Used | 8 or Under | 9 | 10 | 11 | 12 | 13 | 14 | 15 | 16 | 17 or Older |
|-------------|------------|-----------|------------|------------|-----|-----|-----|-----|-----|-----|-----|-----|-------------|
| 7th | 593 | 46 | 98.5 | 0.5 | 0.0 | 0.2 | 0.5 | 0.3 | 0.0 | 0.0 | 0.0 | 0.0 | 0.0 |
| 8th | 570 | 22 | 98.2 | 0.4 | 0.0 | 0.2 | 0.2 | 0.0 | 0.4 | 0.2 | 0.2 | 0.0 | 0.4 |
| 9th | 506 | 16 | 97.6 | 0.6 | 0.0 | 0.0 | 0.2 | 1.0 | 0.0 | 0.0 | 0.2 | 0.0 | 0.4 |
| 10th | 512 | 8 | 94.5 | 1.8 | 0.4 | 0.6 | 0.0 | 0.8 | 0.6 | 0.2 | 1.0 | 0.2 | 0.0 |
| 11th | 311 | 10 | 97.1 | 1.0 | 0.0 | 0.0 | 0.0 | 0.0 | 0.3 | 0.6 | 0.0 | 1.0 | 0.0 |
| 12th | 267 | 7 | 92.1 | 2.6 | 0.4 | 0.0 | 0.0 | 0.7 | 0.4 | 0.7 | 0.7 | 1.1 | 1.1 |
| Jr Hi | 1163 | 68 | 98.4 | 0.4 | 0.0 | 0.2 | 0.3 | 0.2 | 0.2 | 0.1 | 0.1 | 0.0 | 0.2 |
| Sr Hi | 1596 | 41 | 95.6 | 1.4 | 0.2 | 0.2 | 0.1 | 0.7 | 0.3 | 0.3 | 0.5 | 0.4 | 0.3 |
| Total | 2759 | 109 | 96.8 | 1.0 | 0.1 | 0.2 | 0.2 | 0.5 | 0.3 | 0.2 | 0.3 | 0.3 | 0.3 |

Table 6.96: At what age did you first use steroids?

| Grade Level | N of Valid | N of Miss | Never Used | 8 or Under | 9 | 10 | 11 | 12 | 13 | 14 | 15 | 16 | 17 or Older |
|-------------|------------|-----------|------------|------------|-----|-----|-----|-----|-----|-----|-----|-----|-------------|
| 7th | 591 | 48 | 98.5 | 0.7 | 0.0 | 0.2 | 0.5 | 0.2 | 0.0 | 0.0 | 0.0 | 0.0 | 0.0 |
| 8th | 567 | 25 | 98.1 | 0.4 | 0.4 | 0.0 | 0.2 | 0.0 | 0.7 | 0.0 | 0.2 | 0.0 | 0.2 |
| 9th | 504 | 18 | 98.2 | 0.6 | 0.2 | 0.0 | 0.0 | 0.2 | 0.2 | 0.2 | 0.0 | 0.0 | 0.4 |
| 10th | 514 | 6 | 94.6 | 2.3 | 0.2 | 0.6 | 0.2 | 0.6 | 0.4 | 0.4 | 0.6 | 0.2 | 0.0 |
| 11th | 311 | 10 | 96.8 | 1.0 | 0.0 | 0.0 | 0.0 | 0.3 | 0.0 | 0.3 | 0.6 | 0.6 | 0.3 |
| 12th | 267 | 7 | 93.6 | 2.6 | 0.4 | 0.0 | 0.0 | 0.4 | 0.7 | 0.7 | 0.4 | 0.4 | 0.7 |
| Jr Hi | 1158 | 73 | 98.3 | 0.5 | 0.2 | 0.1 | 0.3 | 0.1 | 0.3 | 0.0 | 0.1 | 0.0 | 0.1 |
| Sr Hi | 1596 | 41 | 96.0 | 1.6 | 0.2 | 0.2 | 0.1 | 0.4 | 0.3 | 0.4 | 0.4 | 0.3 | 0.3 |
| Total | 2754 | 114 | 96.9 | 1.1 | 0.2 | 0.1 | 0.2 | 0.3 | 0.3 | 0.2 | 0.3 | 0.1 | 0.2 |

Table 6.97: At what age did you first use ecstasy?

| Grade Level | N of Valid | N of Miss | Never Used | 8 or Under | 9 | 10 | 11 | 12 | 13 | 14 | 15 | 16 | 17 or Older |
|-------------|------------|-----------|------------|------------|-----|-----|-----|-----|-----|-----|-----|-----|-------------|
| 7th | 591 | 48 | 97.8 | 0.5 | 0.2 | 0.2 | 0.5 | 0.3 | 0.2 | 0.2 | 0.2 | 0.0 | 0.0 |
| 8th | 568 | 24 | 97.7 | 0.5 | 0.0 | 0.0 | 0.2 | 0.4 | 0.7 | 0.0 | 0.2 | 0.0 | 0.4 |
| 9th | 504 | 18 | 96.6 | 0.6 | 0.2 | 0.0 | 0.4 | 0.6 | 0.4 | 0.6 | 0.2 | 0.0 | 0.4 |
| 10th | 512 | 8 | 91.8 | 2.1 | 0.6 | 0.4 | 0.4 | 1.0 | 0.8 | 1.2 | 1.2 | 0.6 | 0.0 |
| 11th | 312 | 9 | 95.2 | 1.0 | 0.3 | 0.0 | 0.0 | 0.3 | 0.0 | 1.0 | 1.3 | 1.0 | 0.0 |
| 12th | 268 | 6 | 91.4 | 2.2 | 0.7 | 0.4 | 0.0 | 0.4 | 0.7 | 0.4 | 0.7 | 1.5 | 1.5 |
| Jr Hi | 1159 | 72 | 97.8 | 0.5 | 0.1 | 0.1 | 0.3 | 0.3 | 0.4 | 0.1 | 0.2 | 0.0 | 0.2 |
| Sr Hi | 1596 | 41 | 93.9 | 1.4 | 0.4 | 0.2 | 0.3 | 0.6 | 0.5 | 0.8 | 0.8 | 0.6 | 0.4 |
| Total | 2755 | 113 | 95.5 | 1.1 | 0.3 | 0.1 | 0.3 | 0.5 | 0.5 | 0.5 | 0.5 | 0.4 | 0.3 |

Table 6.98: At what age did you first use OxyContin?

| Grade Level | N of Valid | N of Miss | Never Used | 8 or Under | 9 | 10 | 11 | 12 | 13 | 14 | 15 | 16 | 17 or Older |
|-------------|------------|-----------|------------|------------|-----|-----|-----|-----|-----|-----|-----|-----|-------------|
| 7th | 592 | 47 | 97.1 | 0.5 | 0.3 | 0.2 | 0.0 | 0.8 | 0.7 | 0.3 | 0.0 | 0.0 | 0.0 |
| 8th | 568 | 24 | 96.8 | 0.5 | 0.0 | 0.0 | 0.4 | 0.5 | 0.7 | 0.4 | 0.4 | 0.0 | 0.4 |
| 9th | 504 | 18 | 95.2 | 1.0 | 0.2 | 0.0 | 0.6 | 1.0 | 0.2 | 1.0 | 0.0 | 0.4 | 0.4 |
| 10th | 511 | 9 | 89.8 | 2.2 | 0.0 | 0.6 | 0.6 | 0.8 | 1.4 | 2.5 | 1.0 | 0.8 | 0.4 |
| 11th | 311 | 10 | 95.2 | 1.0 | 0.3 | 0.0 | 0.0 | 0.0 | 1.0 | 0.3 | 1.3 | 1.0 | 0.0 |
| 12th | 267 | 7 | 87.6 | 2.2 | 1.1 | 0.4 | 0.4 | 1.1 | 0.0 | 1.1 | 2.6 | 1.5 | 1.9 |
| Jr Hi | 1160 | 71 | 97.0 | 0.5 | 0.2 | 0.1 | 0.2 | 0.7 | 0.7 | 0.3 | 0.2 | 0.0 | 0.2 |
| Sr Hi | 1593 | 44 | 92.2 | 1.6 | 0.3 | 0.3 | 0.4 | 0.8 | 0.7 | 1.4 | 1.0 | 0.8 | 0.6 |
| Total | 2753 | 115 | 94.2 | 1.1 | 0.3 | 0.2 | 0.3 | 0.7 | 0.7 | 0.9 | 0.7 | 0.5 | 0.4 |

6.6 Where Do You Use

Table 6.99: Where do you smoke cigarettes?

| Grade Level | N of Valid | N of Miss | Do Not Use | At Home | At School | In A Car | Friend's House | Other |
|-------------|------------|-----------|------------|---------|-----------|----------|----------------|-------|
| 7th | 639 | 0 | 75.6 | 8.8 | 0.8 | 2.8 | 8.3 | 6.4 |
| 8th | 592 | 0 | 76.4 | 9.6 | 1.0 | 4.9 | 10.5 | 7.9 |
| 9th | 522 | 0 | 68.2 | 14.8 | 2.1 | 8.2 | 18.0 | 10.3 |
| 10th | 520 | 0 | 61.7 | 21.5 | 3.8 | 16.3 | 23.5 | 13.7 |
| 11th | 321 | 0 | 65.4 | 13.4 | 1.9 | 15.9 | 19.3 | 11.5 |
| 12th | 274 | 0 | 56.2 | 17.9 | 6.6 | 25.2 | 25.9 | 16.8 |
| Jr Hi | 1231 | 0 | 76.0 | 9.2 | 0.9 | 3.8 | 9.3 | 7.1 |
| Sr Hi | 1637 | 0 | 63.6 | 17.2 | 3.4 | 15.1 | 21.3 | 12.7 |
| Total | 2868 | 0 | 68.9 | 13.7 | 2.3 | 10.3 | 16.2 | 10.3 |

Table 6.100: Where do you use smokeless tobacco?

| Grade Level | N of Valid | N of Miss | Do Not Use | At Home | At School | In A Car | Friend's House | Other |
|-------------|------------|-----------|------------|---------|-----------|----------|----------------|-------|
| 7th | 639 | 0 | 85.3 | 3.3 | 0.5 | 1.1 | 2.3 | 2.8 |
| 8th | 592 | 0 | 88.9 | 2.9 | 0.3 | 0.8 | 3.0 | 1.4 |
| 9th | 522 | 0 | 82.0 | 6.7 | 2.9 | 2.9 | 5.9 | 5.4 |
| 10th | 520 | 0 | 77.5 | 8.8 | 4.8 | 6.7 | 9.8 | 8.8 |
| 11th | 321 | 0 | 78.8 | 9.7 | 3.7 | 9.0 | 10.0 | 7.5 |
| 12th | 274 | 0 | 76.6 | 9.5 | 6.2 | 8.8 | 9.9 | 6.2 |
| Jr Hi | 1231 | 0 | 87.0 | 3.1 | 0.4 | 1.0 | 2.7 | 2.1 |
| Sr Hi | 1637 | 0 | 79.0 | 8.4 | 4.2 | 6.3 | 8.6 | 7.0 |
| Total | 2868 | 0 | 82.5 | 6.1 | 2.6 | 4.0 | 6.1 | 4.9 |

Table 6.101: Where do you smoke cigars?

| Grade Level | N of Valid | N of Miss | Do Not Use | At Home | At School | In A Car | Friend's House | Other |
|-------------|------------|-----------|------------|---------|-----------|----------|----------------|-------|
| 7th | 639 | 0 | 85.6 | 2.7 | 0.3 | 0.8 | 3.4 | 2.0 |
| 8th | 592 | 0 | 86.8 | 3.9 | 0.5 | 1.4 | 4.7 | 3.0 |
| 9th | 522 | 0 | 79.7 | 6.7 | 1.0 | 2.7 | 9.6 | 4.8 |
| 10th | 520 | 0 | 75.0 | 9.4 | 2.9 | 6.9 | 11.7 | 7.3 |
| 11th | 321 | 0 | 78.8 | 6.5 | 1.2 | 6.5 | 10.3 | 6.5 |
| 12th | 274 | 0 | 70.1 | 8.8 | 3.6 | 9.9 | 15.7 | 9.9 |
| Jr Hi | 1231 | 0 | 86.2 | 3.2 | 0.4 | 1.1 | 4.1 | 2.5 |
| Sr Hi | 1637 | 0 | 76.4 | 7.9 | 2.1 | 6.0 | 11.4 | 6.8 |
| Total | 2868 | 0 | 80.6 | 5.9 | 1.4 | 3.9 | 8.3 | 5.0 |

Table 6.102: Where do you drink beer?

| Grade Level | N of Valid | N of Miss | Do Not Use | At Home | At School | In A Car | Friend's House | Other |
|-------------|------------|-----------|------------|---------|-----------|----------|----------------|-------|
| 7th | 639 | 0 | 71.4 | 12.5 | 0.2 | 1.6 | 8.3 | 6.4 |
| 8th | 592 | 0 | 67.9 | 14.5 | 0.7 | 1.9 | 12.8 | 9.1 |
| 9th | 522 | 0 | 54.8 | 22.2 | 1.1 | 4.2 | 23.6 | 11.3 |
| 10th | 520 | 0 | 42.7 | 24.4 | 2.1 | 9.0 | 37.9 | 19.8 |
| 11th | 321 | 0 | 51.1 | 19.0 | 0.9 | 6.5 | 34.0 | 16.8 |
| 12th | 274 | 0 | 42.3 | 24.5 | 4.4 | 6.9 | 38.0 | 18.2 |
| Jr Hi | 1231 | 0 | 69.7 | 13.5 | 0.4 | 1.7 | 10.5 | 7.7 |
| Sr Hi | 1637 | 0 | 48.1 | 22.7 | 2.0 | 6.7 | 32.6 | 16.2 |
| Total | 2868 | 0 | 57.4 | 18.7 | 1.3 | 4.5 | 23.1 | 12.6 |

Table 6.103: Where do you drink wine coolers?

| Grade Level | N of Valid | N of Miss | Do Not Use | At Home | At School | In A Car | Friend's House | Other |
|-------------|------------|-----------|------------|---------|-----------|----------|----------------|-------|
| 7th | 639 | 0 | 74.3 | 10.0 | 0.3 | 0.6 | 5.3 | 5.6 |
| 8th | 592 | 0 | 67.2 | 14.5 | 0.5 | 1.7 | 11.5 | 9.6 |
| 9th | 522 | 0 | 57.1 | 23.6 | 1.1 | 2.9 | 16.7 | 10.7 |
| 10th | 520 | 0 | 50.4 | 21.9 | 2.3 | 5.6 | 29.6 | 13.5 |
| 11th | 321 | 0 | 55.1 | 19.3 | 0.9 | 3.7 | 25.9 | 11.2 |
| 12th | 274 | 0 | 47.8 | 22.6 | 3.3 | 3.6 | 31.0 | 16.4 |
| Jr Hi | 1231 | 0 | 70.9 | 12.2 | 0.4 | 1.1 | 8.3 | 7.6 |
| Sr Hi | 1637 | 0 | 53.0 | 22.1 | 1.8 | 4.0 | 25.0 | 12.6 |
| Total | 2868 | 0 | 60.7 | 17.8 | 1.2 | 2.8 | 17.8 | 10.5 |

Table 6.104: Where do you drink liquor?

| Grade Level | N of Valid | N of Miss | Do Not Use | At Home | At School | In A Car | Friend's House | Other |
|-------------|------------|-----------|------------|---------|-----------|----------|----------------|-------|
| 7th | 639 | 0 | 82.0 | 4.7 | 0.3 | 0.5 | 4.5 | 4.2 |
| 8th | 592 | 0 | 76.2 | 7.8 | 0.5 | 1.7 | 10.1 | 6.4 |
| 9th | 522 | 0 | 66.9 | 12.8 | 1.0 | 2.3 | 16.1 | 10.2 |
| 10th | 520 | 0 | 48.3 | 19.2 | 2.7 | 6.2 | 33.8 | 17.7 |
| 11th | 321 | 0 | 56.7 | 17.8 | 1.2 | 4.0 | 26.2 | 15.3 |
| 12th | 274 | 0 | 40.9 | 22.6 | 5.1 | 6.6 | 40.1 | 20.1 |
| Jr Hi | 1231 | 0 | 79.2 | 6.2 | 0.4 | 1.1 | 7.2 | 5.3 |
| Sr Hi | 1637 | 0 | 54.6 | 17.5 | 2.3 | 4.6 | 27.7 | 15.2 |
| Total | 2868 | 0 | 65.2 | 12.6 | 1.5 | 3.1 | 18.9 | 10.9 |

Table 6.105: Where do you smoke marijuana?

| Grade Level | N of Valid | N of Miss | Do Not Use | At Home | At School | In A Car | Friend's House | Other |
|-------------|------------|-----------|------------|---------|-----------|----------|----------------|-------|
| 7th | 639 | 0 | 85.3 | 1.6 | 0.8 | 1.3 | 3.6 | 2.7 |
| 8th | 592 | 0 | 83.3 | 3.2 | 0.5 | 2.0 | 7.3 | 5.7 |
| 9th | 522 | 0 | 82.6 | 5.0 | 1.1 | 4.0 | 9.2 | 6.1 |
| 10th | 520 | 0 | 68.3 | 10.2 | 2.9 | 8.7 | 21.7 | 11.3 |
| 11th | 321 | 0 | 76.9 | 7.2 | 2.5 | 8.4 | 13.1 | 7.5 |
| 12th | 274 | 0 | 67.2 | 8.0 | 4.7 | 12.8 | 19.3 | 16.1 |
| Jr Hi | 1231 | 0 | 84.3 | 2.4 | 0.6 | 1.6 | 5.4 | 4.1 |
| Sr Hi | 1637 | 0 | 74.3 | 7.6 | 2.6 | 7.8 | 15.6 | 9.7 |
| Total | 2868 | 0 | 78.6 | 5.3 | 1.7 | 5.2 | 11.2 | 7.3 |

Table 6.106: Where do you use cocaine?

| Grade Level | N of Valid | N of Miss | Do Not Use | At Home | At School | In A Car | Friend's House | Other |
|-------------|------------|-----------|------------|---------|-----------|----------|----------------|-------|
| 7th | 639 | 0 | 89.8 | 0.3 | 0.2 | 0.3 | 0.6 | 0.5 |
| 8th | 592 | 0 | 93.1 | 0.5 | 0.7 | 0.2 | 1.4 | 0.7 |
| 9th | 522 | 0 | 90.8 | 2.1 | 1.3 | 2.1 | 2.1 | 2.1 |
| 10th | 520 | 0 | 87.1 | 2.5 | 1.7 | 2.1 | 5.6 | 4.2 |
| 11th | 321 | 0 | 92.5 | 2.2 | 0.9 | 2.5 | 2.2 | 1.9 |
| 12th | 274 | 0 | 84.3 | 2.9 | 4.0 | 2.9 | 5.1 | 3.3 |
| Jr Hi | 1231 | 0 | 91.4 | 0.4 | 0.4 | 0.2 | 1.0 | 0.6 |
| Sr Hi | 1637 | 0 | 88.9 | 2.4 | 1.8 | 2.3 | 3.7 | 2.9 |
| Total | 2868 | 0 | 90.0 | 1.5 | 1.2 | 1.4 | 2.5 | 1.9 |

Table 6.107: Where do you use uppers?

| Grade Level | N of Valid | N of Miss | Do Not Use | At Home | At School | In A Car | Friend's House | Other |
|-------------|------------|-----------|------------|---------|-----------|----------|----------------|-------|
| 7th | 639 | 0 | 89.0 | 0.5 | 0.3 | 0.3 | 0.8 | 0.8 |
| 8th | 592 | 0 | 93.6 | 0.5 | 0.5 | 0.5 | 1.2 | 0.7 |
| 9th | 522 | 0 | 91.8 | 1.3 | 1.1 | 1.0 | 1.3 | 1.1 |
| 10th | 520 | 0 | 87.3 | 3.8 | 2.5 | 2.3 | 5.8 | 3.7 |
| 11th | 321 | 0 | 92.5 | 1.9 | 0.9 | 1.9 | 2.2 | 1.2 |
| 12th | 274 | 0 | 86.9 | 3.3 | 3.6 | 1.5 | 4.7 | 2.2 |
| Jr Hi | 1231 | 0 | 91.2 | 0.5 | 0.4 | 0.4 | 1.0 | 0.7 |
| Sr Hi | 1637 | 0 | 89.7 | 2.6 | 2.0 | 1.6 | 3.5 | 2.1 |
| Total | 2868 | 0 | 90.3 | 1.7 | 1.3 | 1.1 | 2.4 | 1.5 |

Table 6.108: Where do you use downers?

| Grade Level | N of Valid | N of Miss | Do Not Use | At Home | At School | In A Car | Friend's House | Other |
|-------------|------------|-----------|------------|---------|-----------|----------|----------------|-------|
| 7th | 639 | 0 | 87.8 | 1.1 | 0.2 | 0.0 | 0.8 | 1.1 |
| 8th | 592 | 0 | 91.7 | 1.2 | 0.5 | 0.5 | 2.4 | 0.7 |
| 9th | 522 | 0 | 90.4 | 1.7 | 1.1 | 1.1 | 2.1 | 1.5 |
| 10th | 520 | 0 | 86.5 | 4.8 | 2.3 | 2.3 | 5.4 | 3.5 |
| 11th | 321 | 0 | 92.8 | 1.6 | 0.6 | 1.6 | 1.2 | 1.9 |
| 12th | 274 | 0 | 83.6 | 4.4 | 5.1 | 2.2 | 6.2 | 4.4 |
| Jr Hi | 1231 | 0 | 89.7 | 1.1 | 0.3 | 0.2 | 1.5 | 0.9 |
| Sr Hi | 1637 | 0 | 88.5 | 3.1 | 2.1 | 1.8 | 3.7 | 2.7 |
| Total | 2868 | 0 | 89.0 | 2.3 | 1.3 | 1.1 | 2.8 | 1.9 |

Table 6.109: Where do you use inhalants?

| Grade Level | N of Valid | N of Miss | Do Not Use | At Home | At School | In A Car | Friend's House | Other |
|-------------|------------|-----------|------------|---------|-----------|----------|----------------|-------|
| 7th | 639 | 0 | 86.4 | 1.1 | 1.9 | 0.3 | 1.3 | 1.3 |
| 8th | 592 | 0 | 91.4 | 1.0 | 1.2 | 0.3 | 1.9 | 1.2 |
| 9th | 522 | 0 | 90.4 | 2.3 | 1.7 | 1.3 | 1.9 | 1.0 |
| 10th | 520 | 0 | 88.8 | 3.7 | 3.1 | 2.1 | 3.5 | 2.1 |
| 11th | 321 | 0 | 92.8 | 1.9 | 1.2 | 2.2 | 1.6 | 1.2 |
| 12th | 274 | 0 | 88.7 | 2.2 | 3.6 | 1.1 | 1.8 | 1.8 |
| Jr Hi | 1231 | 0 | 88.8 | 1.1 | 1.5 | 0.3 | 1.5 | 1.2 |
| Sr Hi | 1637 | 0 | 90.1 | 2.6 | 2.4 | 1.7 | 2.3 | 1.5 |
| Total | 2868 | 0 | 89.5 | 2.0 | 2.0 | 1.1 | 2.0 | 1.4 |

Table 6.110: Where do you use hallucinogens?

| Grade Level | N of Valid | N of Miss | Do Not Use | At Home | At School | In A Car | Friend's House | Other |
|-------------|------------|-----------|------------|---------|-----------|----------|----------------|-------|
| 7th | 639 | 0 | 88.7 | 0.3 | 0.3 | 0.0 | 0.6 | 0.2 |
| 8th | 592 | 0 | 92.9 | 0.3 | 0.3 | 0.3 | 1.7 | 0.7 |
| 9th | 522 | 0 | 92.0 | 1.3 | 0.6 | 1.3 | 1.1 | 1.3 |
| 10th | 520 | 0 | 89.2 | 2.5 | 1.3 | 1.9 | 3.8 | 3.1 |
| 11th | 321 | 0 | 93.1 | 1.9 | 0.6 | 1.9 | 2.2 | 1.9 |
| 12th | 274 | 0 | 89.4 | 1.1 | 2.9 | 1.1 | 2.6 | 2.2 |
| Jr Hi | 1231 | 0 | 90.7 | 0.3 | 0.3 | 0.2 | 1.1 | 0.4 |
| Sr Hi | 1637 | 0 | 90.9 | 1.8 | 1.2 | 1.6 | 2.4 | 2.1 |
| Total | 2868 | 0 | 90.8 | 1.2 | 0.8 | 1.0 | 1.9 | 1.4 |

Table 6.111: Where do you use heroin?

| Grade Level | N of Valid | N of Miss | Do Not Use | At Home | At School | In A Car | Friend's House | Other |
|-------------|------------|-----------|------------|---------|-----------|----------|----------------|-------|
| 7th | 639 | 0 | 88.6 | 0.2 | 0.3 | 0.0 | 0.6 | 0.5 |
| 8th | 592 | 0 | 92.9 | 0.3 | 0.5 | 0.5 | 0.8 | 0.7 |
| 9th | 522 | 0 | 92.7 | 0.4 | 1.0 | 0.6 | 1.1 | 0.8 |
| 10th | 520 | 0 | 90.4 | 1.9 | 1.9 | 1.9 | 3.3 | 2.3 |
| 11th | 321 | 0 | 93.5 | 1.6 | 0.6 | 1.6 | 1.9 | 1.6 |
| 12th | 274 | 0 | 90.1 | 1.1 | 3.6 | 0.7 | 1.8 | 1.8 |
| Jr Hi | 1231 | 0 | 90.7 | 0.2 | 0.4 | 0.2 | 0.7 | 0.6 |
| Sr Hi | 1637 | 0 | 91.7 | 1.2 | 1.6 | 1.2 | 2.1 | 1.6 |
| Total | 2868 | 0 | 91.2 | 0.8 | 1.1 | 0.8 | 1.5 | 1.2 |

Table 6.112: Where do you use steroids?

| Grade Level | N of Valid | N of Miss | Do Not Use | At Home | At School | In A Car | Friend's House | Other |
|-------------|------------|-----------|------------|---------|-----------|----------|----------------|-------|
| 7th | 639 | 0 | 89.0 | 0.3 | 0.2 | 0.3 | 0.3 | 0.5 |
| 8th | 592 | 0 | 92.9 | 0.3 | 0.5 | 0.3 | 0.8 | 0.7 |
| 9th | 522 | 0 | 92.1 | 0.8 | 0.8 | 1.0 | 0.6 | 1.0 |
| 10th | 520 | 0 | 91.2 | 1.7 | 1.7 | 1.9 | 2.3 | 2.5 |
| 11th | 321 | 0 | 93.5 | 1.6 | 0.9 | 1.2 | 1.2 | 0.9 |
| 12th | 274 | 0 | 89.4 | 2.2 | 2.9 | 0.7 | 2.6 | 1.1 |
| Jr Hi | 1231 | 0 | 90.9 | 0.3 | 0.3 | 0.3 | 0.6 | 0.6 |
| Sr Hi | 1637 | 0 | 91.6 | 1.5 | 1.5 | 1.3 | 1.6 | 1.5 |
| Total | 2868 | 0 | 91.3 | 1.0 | 1.0 | 0.9 | 1.2 | 1.1 |

Table 6.113: Where do you use ecstasy?

| Grade Level | N of Valid | N of Miss | Do Not Use | At Home | At School | In A Car | Friend's House | Other |
|-------------|------------|-----------|------------|---------|-----------|----------|----------------|-------|
| 7th | 639 | 0 | 87.9 | 0.5 | 0.5 | 0.0 | 1.3 | 0.5 |
| 8th | 592 | 0 | 91.9 | 1.0 | 0.3 | 0.5 | 1.4 | 1.2 |
| 9th | 522 | 0 | 91.8 | 0.4 | 0.8 | 0.8 | 1.7 | 1.0 |
| 10th | 520 | 0 | 88.8 | 2.9 | 2.1 | 2.5 | 4.4 | 3.5 |
| 11th | 321 | 0 | 92.2 | 1.6 | 0.6 | 1.6 | 2.2 | 2.2 |
| 12th | 274 | 0 | 89.4 | 1.5 | 2.9 | 1.1 | 2.2 | 1.8 |
| Jr Hi | 1231 | 0 | 89.8 | 0.7 | 0.4 | 0.2 | 1.3 | 0.8 |
| Sr Hi | 1637 | 0 | 90.5 | 1.6 | 1.5 | 1.5 | 2.7 | 2.1 |
| Total | 2868 | 0 | 90.2 | 1.2 | 1.0 | 1.0 | 2.1 | 1.6 |

Table 6.114: Where do you use OxyContin?

| Grade Level | N of Valid | N of Miss | Do Not Use | At Home | At School | In A Car | Friend's House | Other |
|-------------|------------|-----------|------------|---------|-----------|----------|----------------|-------|
| 7th | 639 | 0 | 86.7 | 1.1 | 0.2 | 0.2 | 1.4 | 0.6 |
| 8th | 592 | 0 | 91.4 | 0.5 | 0.7 | 0.5 | 2.0 | 1.4 |
| 9th | 522 | 0 | 90.2 | 1.5 | 1.1 | 1.5 | 1.3 | 2.3 |
| 10th | 520 | 0 | 86.0 | 3.8 | 2.7 | 3.3 | 6.2 | 4.0 |
| 11th | 321 | 0 | 91.6 | 1.6 | 1.2 | 1.6 | 2.2 | 1.6 |
| 12th | 274 | 0 | 85.8 | 1.8 | 5.1 | 1.1 | 5.1 | 2.2 |
| Jr Hi | 1231 | 0 | 89.0 | 0.8 | 0.4 | 0.3 | 1.7 | 1.0 |
| Sr Hi | 1637 | 0 | 88.4 | 2.3 | 2.3 | 2.0 | 3.7 | 2.7 |
| Total | 2868 | 0 | 88.6 | 1.7 | 1.5 | 1.3 | 2.8 | 2.0 |

Table 6.115: Where do you use any tobacco?

| Grade Level | N of Valid | N of Miss | Do Not Use | At Home | At School | In A Car | Friend's House | Other |
|-------------|------------|-----------|------------|---------|-----------|----------|----------------|-------|
| 7th | 639 | 0 | 87.8 | 4.5 | 0.6 | 1.4 | 4.5 | 3.9 |
| 8th | 592 | 0 | 90.7 | 5.2 | 0.5 | 1.5 | 5.9 | 3.5 |
| 9th | 522 | 0 | 87.5 | 10.7 | 3.3 | 4.4 | 12.1 | 7.9 |
| 10th | 520 | 0 | 82.9 | 12.9 | 5.6 | 10.2 | 15.8 | 11.7 |
| 11th | 321 | 0 | 85.7 | 13.7 | 4.0 | 12.1 | 15.9 | 10.9 |
| 12th | 274 | 0 | 80.7 | 13.1 | 7.3 | 14.2 | 18.2 | 12.4 |
| Jr Hi | 1231 | 0 | 89.2 | 4.9 | 0.6 | 1.5 | 5.2 | 3.7 |
| Sr Hi | 1637 | 0 | 84.5 | 12.4 | 4.8 | 9.4 | 15.0 | 10.4 |
| Total | 2868 | 0 | 86.5 | 9.2 | 3.0 | 6.0 | 10.8 | 7.6 |

Table 6.116: Where do you use any alcohol?

| Grade Level | N of Valid | N of Miss | Do Not Use | At Home | At School | In A Car | Friend's House | Other |
|-------------|------------|-----------|------------|---------|-----------|----------|----------------|-------|
| 7th | 639 | 0 | 84.4 | 16.9 | 0.5 | 1.9 | 9.2 | 9.4 |
| 8th | 592 | 0 | 80.9 | 20.3 | 0.8 | 2.2 | 15.0 | 12.5 |
| 9th | 522 | 0 | 73.4 | 31.6 | 1.5 | 5.0 | 27.2 | 16.1 |
| 10th | 520 | 0 | 59.6 | 31.2 | 2.9 | 9.2 | 42.1 | 22.5 |
| 11th | 321 | 0 | 68.8 | 26.8 | 1.2 | 7.2 | 36.8 | 20.6 |
| 12th | 274 | 0 | 58.0 | 32.8 | 5.8 | 8.8 | 46.0 | 23.4 |
| Jr Hi | 1231 | 0 | 82.7 | 18.5 | 0.6 | 2.0 | 12.0 | 10.9 |
| Sr Hi | 1637 | 0 | 65.5 | 30.7 | 2.6 | 7.4 | 37.0 | 20.2 |
| Total | 2868 | 0 | 72.9 | 25.5 | 1.8 | 5.1 | 26.3 | 16.2 |

Table 6.117: Where do you use any illicit drugs?

| Grade Level | N of Valid | N of Miss | Do Not Use | At Home | At School | In A Car | Friend's House | Other |
|-------------|------------|-----------|------------|---------|-----------|----------|----------------|-------|
| 7th | 639 | 0 | 90.3 | 3.9 | 2.5 | 1.7 | 4.4 | 3.9 |
| 8th | 592 | 0 | 94.1 | 4.6 | 1.7 | 2.4 | 8.6 | 6.9 |
| 9th | 522 | 0 | 94.4 | 7.5 | 3.1 | 6.5 | 10.9 | 7.5 |
| 10th | 520 | 0 | 92.5 | 14.4 | 5.8 | 10.4 | 23.7 | 13.1 |
| 11th | 321 | 0 | 95.3 | 9.0 | 3.7 | 9.7 | 13.4 | 8.4 |
| 12th | 274 | 0 | 90.9 | 12.0 | 8.4 | 14.6 | 21.2 | 19.7 |
| Jr Hi | 1231 | 0 | 92.1 | 4.2 | 2.1 | 2.0 | 6.4 | 5.4 |
| Sr Hi | 1637 | 0 | 93.4 | 10.8 | 4.9 | 9.7 | 17.2 | 11.5 |
| Total | 2868 | 0 | 92.9 | 7.9 | 3.7 | 6.4 | 12.6 | 8.9 |

6.7 When Do You Use

Table 6.118: When do you smoke cigarettes?

| Grade Level | N of Valid | N of Miss | Do Not Use | Before School | During School | After School | Week Nights | Week-ends |
|-------------|------------|-----------|------------|---------------|---------------|--------------|-------------|-----------|
| 7th | 639 | 0 | 74.2 | 2.8 | 0.3 | 6.3 | 5.8 | 9.9 |
| 8th | 592 | 0 | 76.2 | 6.1 | 0.5 | 10.0 | 7.9 | 13.0 |
| 9th | 522 | 0 | 70.3 | 6.3 | 2.3 | 12.1 | 9.4 | 16.3 |
| 10th | 520 | 0 | 63.7 | 13.3 | 4.2 | 20.2 | 17.9 | 24.8 |
| 11th | 321 | 0 | 65.7 | 10.0 | 1.9 | 16.8 | 12.8 | 21.2 |
| 12th | 274 | 0 | 60.6 | 17.2 | 6.2 | 18.2 | 17.5 | 25.9 |
| Jr Hi | 1231 | 0 | 75.1 | 4.4 | 0.4 | 8.0 | 6.8 | 11.4 |
| Sr Hi | 1637 | 0 | 65.7 | 11.1 | 3.5 | 16.6 | 14.1 | 21.6 |
| Total | 2868 | 0 | 69.7 | 8.2 | 2.2 | 12.9 | 11.0 | 17.2 |

Table 6.119: When do you use smokeless tobacco?

| Grade Level | N of Valid | N of Miss | Do Not Use | Before School | During School | After School | Week Nights | Week-ends |
|-------------|------------|-----------|------------|---------------|---------------|--------------|-------------|-----------|
| 7th | 639 | 0 | 83.4 | 0.6 | 0.5 | 2.5 | 1.7 | 3.4 |
| 8th | 592 | 0 | 88.0 | 1.4 | 0.5 | 2.2 | 0.8 | 3.4 |
| 9th | 522 | 0 | 81.8 | 1.9 | 3.3 | 6.3 | 4.4 | 8.6 |
| 10th | 520 | 0 | 78.3 | 4.0 | 5.2 | 9.2 | 6.9 | 11.9 |
| 11th | 321 | 0 | 78.8 | 5.3 | 4.0 | 9.7 | 8.1 | 10.9 |
| 12th | 274 | 0 | 77.7 | 6.9 | 5.5 | 6.6 | 6.9 | 9.9 |
| Jr Hi | 1231 | 0 | 85.6 | 1.0 | 0.5 | 2.4 | 1.3 | 3.4 |
| Sr Hi | 1637 | 0 | 79.4 | 4.1 | 4.4 | 7.9 | 6.4 | 10.3 |
| Total | 2868 | 0 | 82.1 | 2.8 | 2.7 | 5.5 | 4.2 | 7.4 |

Table 6.120: When do you smoke cigars?

| Grade Level | N of Valid | N of Miss | Do Not Use | Before School | During School | After School | Week Nights | Week-ends |
|-------------|------------|-----------|------------|---------------|---------------|--------------|-------------|-----------|
| 7th | 639 | 0 | 83.6 | 0.5 | 0.2 | 2.3 | 0.9 | 2.8 |
| 8th | 592 | 0 | 87.0 | 1.5 | 0.5 | 2.9 | 1.7 | 5.2 |
| 9th | 522 | 0 | 81.4 | 1.1 | 1.3 | 4.4 | 2.9 | 9.0 |
| 10th | 520 | 0 | 76.9 | 2.5 | 2.3 | 6.9 | 5.4 | 15.2 |
| 11th | 321 | 0 | 78.8 | 2.8 | 1.2 | 5.6 | 5.0 | 11.8 |
| 12th | 274 | 0 | 71.5 | 3.3 | 3.3 | 3.6 | 5.1 | 16.4 |
| Jr Hi | 1231 | 0 | 85.2 | 1.0 | 0.3 | 2.6 | 1.3 | 4.0 |
| Sr Hi | 1637 | 0 | 77.8 | 2.3 | 2.0 | 5.3 | 4.5 | 12.8 |
| Total | 2868 | 0 | 81.0 | 1.7 | 1.3 | 4.1 | 3.1 | 9.0 |

Table 6.121: When do you drink beer?

| Grade Level | N of Valid | N of Miss | Do Not Use | Before School | During School | After School | Week Nights | Week-ends |
|-------------|------------|-----------|------------|---------------|---------------|--------------|-------------|-----------|
| 7th | 639 | 0 | 72.1 | 0.2 | 0.3 | 3.0 | 3.8 | 13.9 |
| 8th | 592 | 0 | 68.4 | 1.2 | 0.7 | 3.2 | 4.2 | 22.5 |
| 9th | 522 | 0 | 58.0 | 1.1 | 1.9 | 4.8 | 7.9 | 32.0 |
| 10th | 520 | 0 | 47.1 | 2.7 | 2.3 | 7.1 | 10.4 | 44.6 |
| 11th | 321 | 0 | 53.3 | 1.6 | 0.9 | 5.9 | 9.7 | 38.3 |
| 12th | 274 | 0 | 44.9 | 4.4 | 3.6 | 7.7 | 8.4 | 44.5 |
| Jr Hi | 1231 | 0 | 70.3 | 0.6 | 0.5 | 3.1 | 4.0 | 18.0 |
| Sr Hi | 1637 | 0 | 51.4 | 2.3 | 2.1 | 6.2 | 9.1 | 39.3 |
| Total | 2868 | 0 | 59.6 | 1.6 | 1.4 | 4.9 | 6.9 | 30.2 |

Table 6.122: When do you drink wine coolers?

| Grade Level | N of Valid | N of Miss | Do Not Use | Before School | During School | After School | Week Nights | Week-ends |
|-------------|------------|-----------|------------|---------------|---------------|--------------|-------------|-----------|
| 7th | 639 | 0 | 72.8 | 0.2 | 0.3 | 2.5 | 3.6 | 12.7 |
| 8th | 592 | 0 | 69.4 | 1.2 | 0.2 | 2.7 | 3.7 | 20.8 |
| 9th | 522 | 0 | 60.2 | 1.3 | 1.3 | 3.3 | 6.3 | 30.3 |
| 10th | 520 | 0 | 52.3 | 1.7 | 1.9 | 5.8 | 9.0 | 38.1 |
| 11th | 321 | 0 | 59.2 | 1.2 | 1.2 | 3.4 | 5.9 | 32.1 |
| 12th | 274 | 0 | 51.1 | 2.6 | 2.9 | 4.4 | 6.6 | 38.3 |
| Jr Hi | 1231 | 0 | 71.2 | 0.6 | 0.2 | 2.6 | 3.7 | 16.6 |
| Sr Hi | 1637 | 0 | 56.0 | 1.6 | 1.8 | 4.3 | 7.1 | 34.5 |
| Total | 2868 | 0 | 62.5 | 1.2 | 1.1 | 3.6 | 5.6 | 26.8 |

Table 6.123: When do you drink liquor?

| Grade Level | N of Valid | N of Miss | Do Not Use | Before School | During School | After School | Week Nights | Week-ends |
|-------------|------------|-----------|------------|---------------|---------------|--------------|-------------|-----------|
| 7th | 639 | 0 | 80.0 | 0.2 | 0.2 | 1.1 | 1.9 | 6.9 |
| 8th | 592 | 0 | 75.0 | 1.0 | 0.5 | 2.9 | 3.4 | 15.9 |
| 9th | 522 | 0 | 69.9 | 0.8 | 1.5 | 2.9 | 5.0 | 22.0 |
| 10th | 520 | 0 | 49.8 | 2.5 | 2.1 | 7.1 | 8.7 | 41.0 |
| 11th | 321 | 0 | 57.6 | 1.6 | 1.2 | 5.3 | 7.2 | 34.3 |
| 12th | 274 | 0 | 44.5 | 5.1 | 4.0 | 6.6 | 7.3 | 47.1 |
| Jr Hi | 1231 | 0 | 77.6 | 0.6 | 0.3 | 1.9 | 2.6 | 11.2 |
| Sr Hi | 1637 | 0 | 56.9 | 2.2 | 2.1 | 5.3 | 7.0 | 34.6 |
| Total | 2868 | 0 | 65.8 | 1.5 | 1.3 | 3.9 | 5.1 | 24.6 |

Table 6.124: When do you smoke marijuana?

| Grade Level | N of Valid | N of Miss | Do Not Use | Before School | During School | After School | Week Nights | Week-ends |
|-------------|------------|-----------|------------|---------------|---------------|--------------|-------------|-----------|
| 7th | 639 | 0 | 82.6 | 0.9 | 0.0 | 1.9 | 1.3 | 3.9 |
| 8th | 592 | 0 | 82.8 | 1.7 | 0.7 | 3.4 | 3.7 | 9.0 |
| 9th | 522 | 0 | 82.6 | 2.7 | 1.5 | 3.8 | 4.4 | 8.8 |
| 10th | 520 | 0 | 69.4 | 6.5 | 2.1 | 12.5 | 11.0 | 21.5 |
| 11th | 321 | 0 | 77.3 | 3.7 | 1.9 | 5.0 | 5.3 | 13.1 |
| 12th | 274 | 0 | 70.1 | 6.6 | 3.6 | 11.7 | 11.7 | 18.6 |
| Jr Hi | 1231 | 0 | 82.7 | 1.3 | 0.3 | 2.6 | 2.4 | 6.3 |
| Sr Hi | 1637 | 0 | 75.3 | 4.8 | 2.1 | 8.1 | 7.9 | 15.3 |
| Total | 2868 | 0 | 78.5 | 3.3 | 1.4 | 5.8 | 5.5 | 11.5 |

Table 6.125: When do you use cocaine?

| Grade Level | N of Valid | N of Miss | Do Not Use | Before School | During School | After School | Week Nights | Week-ends |
|-------------|------------|-----------|------------|---------------|---------------|--------------|-------------|-----------|
| 7th | 639 | 0 | 86.5 | 0.0 | 0.2 | 0.0 | 0.6 | 0.5 |
| 8th | 592 | 0 | 90.9 | 0.7 | 0.8 | 1.0 | 0.8 | 1.2 |
| 9th | 522 | 0 | 92.0 | 0.6 | 1.7 | 0.8 | 0.6 | 1.7 |
| 10th | 520 | 0 | 86.7 | 2.1 | 1.9 | 4.0 | 2.7 | 5.4 |
| 11th | 321 | 0 | 90.0 | 1.2 | 0.9 | 1.6 | 0.9 | 2.5 |
| 12th | 274 | 0 | 85.8 | 2.9 | 4.0 | 3.3 | 2.9 | 6.2 |
| Jr Hi | 1231 | 0 | 88.6 | 0.3 | 0.5 | 0.5 | 0.7 | 0.8 |
| Sr Hi | 1637 | 0 | 88.9 | 1.6 | 2.0 | 2.4 | 1.7 | 3.8 |
| Total | 2868 | 0 | 88.8 | 1.0 | 1.4 | 1.6 | 1.3 | 2.5 |

Table 6.126: When do you use uppers?

| Grade Level | N of Valid | N of Miss | Do Not Use | Before School | During School | After School | Week Nights | Week-ends |
|-------------|------------|-----------|------------|---------------|---------------|--------------|-------------|-----------|
| 7th | 639 | 0 | 86.5 | 0.0 | 0.2 | 0.2 | 0.3 | 0.8 |
| 8th | 592 | 0 | 90.9 | 0.8 | 0.5 | 1.2 | 0.8 | 1.5 |
| 9th | 522 | 0 | 92.5 | 0.8 | 1.1 | 0.8 | 0.2 | 1.0 |
| 10th | 520 | 0 | 87.5 | 2.3 | 2.1 | 3.3 | 3.1 | 5.0 |
| 11th | 321 | 0 | 90.0 | 1.2 | 1.2 | 2.5 | 1.9 | 2.5 |
| 12th | 274 | 0 | 87.6 | 2.9 | 3.3 | 2.2 | 1.8 | 3.3 |
| Jr Hi | 1231 | 0 | 88.6 | 0.4 | 0.3 | 0.6 | 0.6 | 1.1 |
| Sr Hi | 1637 | 0 | 89.6 | 1.7 | 1.8 | 2.1 | 1.7 | 2.9 |
| Total | 2868 | 0 | 89.2 | 1.2 | 1.2 | 1.5 | 1.2 | 2.2 |

Table 6.127: When do you use downers?

| Grade Level | N of Valid | N of Miss | Do Not Use | Before School | During School | After School | Week Nights | Week-ends |
|-------------|------------|-----------|------------|---------------|---------------|--------------|-------------|-----------|
| 7th | 639 | 0 | 86.1 | 0.3 | 0.3 | 0.5 | 0.5 | 0.8 |
| 8th | 592 | 0 | 89.5 | 0.8 | 0.3 | 1.0 | 1.0 | 2.0 |
| 9th | 522 | 0 | 90.8 | 0.8 | 1.3 | 0.8 | 1.1 | 2.1 |
| 10th | 520 | 0 | 86.9 | 2.7 | 2.3 | 3.3 | 3.5 | 5.6 |
| 11th | 321 | 0 | 90.0 | 0.6 | 1.6 | 1.9 | 1.2 | 2.2 |
| 12th | 274 | 0 | 85.0 | 4.4 | 5.1 | 4.4 | 3.6 | 5.8 |
| Jr Hi | 1231 | 0 | 87.7 | 0.6 | 0.3 | 0.7 | 0.7 | 1.4 |
| Sr Hi | 1637 | 0 | 88.5 | 2.0 | 2.3 | 2.4 | 2.3 | 3.8 |
| Total | 2868 | 0 | 88.1 | 1.4 | 1.5 | 1.7 | 1.6 | 2.8 |

Table 6.128: When do you use inhalants?

| Grade Level | N of Valid | N of Miss | Do Not Use | Before School | During School | After School | Week Nights | Week-ends |
|-------------|------------|-----------|------------|---------------|---------------|--------------|-------------|-----------|
| 7th | 639 | 0 | 83.4 | 0.3 | 1.3 | 1.1 | 0.9 | 1.6 |
| 8th | 592 | 0 | 89.7 | 0.8 | 0.7 | 1.2 | 0.8 | 2.4 |
| 9th | 522 | 0 | 90.2 | 1.0 | 1.9 | 1.3 | 1.1 | 3.1 |
| 10th | 520 | 0 | 88.8 | 1.9 | 2.9 | 2.7 | 2.7 | 4.0 |
| 11th | 321 | 0 | 90.0 | 1.2 | 1.2 | 1.9 | 1.2 | 2.5 |
| 12th | 274 | 0 | 89.4 | 2.2 | 3.6 | 2.9 | 1.8 | 2.2 |
| Jr Hi | 1231 | 0 | 86.4 | 0.6 | 1.0 | 1.1 | 0.9 | 1.9 |
| Sr Hi | 1637 | 0 | 89.6 | 1.5 | 2.4 | 2.1 | 1.8 | 3.1 |
| Total | 2868 | 0 | 88.2 | 1.1 | 1.8 | 1.7 | 1.4 | 2.6 |

Table 6.129: When do you use hallucinogens?

| Grade Level | N of Valid | N of Miss | Do Not Use | Before School | During School | After School | Week Nights | Week-ends |
|-------------|------------|-----------|------------|---------------|---------------|--------------|-------------|-----------|
| 7th | 639 | 0 | 85.1 | 0.2 | 0.2 | 0.2 | 0.3 | 0.5 |
| 8th | 592 | 0 | 90.5 | 0.8 | 0.5 | 0.7 | 0.3 | 1.5 |
| 9th | 522 | 0 | 92.0 | 0.6 | 1.3 | 0.8 | 0.4 | 1.0 |
| 10th | 520 | 0 | 88.7 | 1.9 | 1.7 | 2.1 | 1.9 | 3.8 |
| 11th | 321 | 0 | 90.7 | 1.2 | 1.2 | 1.6 | 1.2 | 2.2 |
| 12th | 274 | 0 | 89.1 | 2.6 | 2.6 | 3.3 | 1.8 | 2.2 |
| Jr Hi | 1231 | 0 | 87.7 | 0.5 | 0.3 | 0.4 | 0.3 | 1.0 |
| Sr Hi | 1637 | 0 | 90.2 | 1.5 | 1.6 | 1.8 | 1.3 | 2.3 |
| Total | 2868 | 0 | 89.1 | 1.0 | 1.1 | 1.2 | 0.9 | 1.7 |

Table 6.130: When do you use heroin?

| Grade Level | N of Valid | N of Miss | Do Not Use | Before School | During School | After School | Week Nights | Week-ends |
|-------------|------------|-----------|------------|---------------|---------------|--------------|-------------|-----------|
| 7th | 639 | 0 | 86.5 | 0.0 | 0.0 | 0.3 | 0.2 | 0.5 |
| 8th | 592 | 0 | 91.0 | 0.7 | 0.8 | 1.0 | 0.3 | 0.8 |
| 9th | 522 | 0 | 91.4 | 0.4 | 1.0 | 0.8 | 0.8 | 0.8 |
| 10th | 520 | 0 | 89.4 | 1.9 | 2.1 | 2.7 | 2.1 | 3.1 |
| 11th | 321 | 0 | 91.3 | 1.2 | 0.9 | 1.6 | 0.9 | 1.2 |
| 12th | 274 | 0 | 89.8 | 1.8 | 3.6 | 1.8 | 1.5 | 2.2 |
| Jr Hi | 1231 | 0 | 88.7 | 0.3 | 0.4 | 0.6 | 0.2 | 0.6 |
| Sr Hi | 1637 | 0 | 90.5 | 1.3 | 1.8 | 1.7 | 1.3 | 1.8 |
| Total | 2868 | 0 | 89.7 | 0.9 | 1.2 | 1.3 | 0.9 | 1.3 |

Table 6.131: When do you use steroids?

| Grade Level | N of Valid | N of Miss | Do Not Use | Before School | During School | After School | Week Nights | Week-ends |
|-------------|------------|-----------|------------|---------------|---------------|--------------|-------------|-----------|
| 7th | 639 | 0 | 86.9 | 0.0 | 0.2 | 0.0 | 0.3 | 0.3 |
| 8th | 592 | 0 | 90.4 | 0.5 | 0.5 | 1.0 | 0.3 | 1.0 |
| 9th | 522 | 0 | 92.3 | 0.6 | 1.7 | 0.2 | 0.4 | 0.4 |
| 10th | 520 | 0 | 90.4 | 1.9 | 2.3 | 2.3 | 1.9 | 2.5 |
| 11th | 321 | 0 | 90.7 | 1.6 | 1.6 | 2.2 | 0.9 | 1.6 |
| 12th | 274 | 0 | 89.4 | 2.2 | 2.6 | 2.2 | 2.2 | 1.8 |
| Jr Hi | 1231 | 0 | 88.5 | 0.2 | 0.3 | 0.5 | 0.3 | 0.6 |
| Sr Hi | 1637 | 0 | 90.9 | 1.5 | 2.0 | 1.6 | 1.3 | 1.5 |
| Total | 2868 | 0 | 89.9 | 0.9 | 1.3 | 1.1 | 0.9 | 1.2 |

Table 6.132: When do you use ecstasy?

| Grade Level | N of Valid | N of Miss | Do Not Use | Before School | During School | After School | Week Nights | Week-ends |
|-------------|------------|-----------|------------|---------------|---------------|--------------|-------------|-----------|
| 7th | 639 | 0 | 86.1 | 0.0 | 0.0 | 0.2 | 0.3 | 1.1 |
| 8th | 592 | 0 | 90.0 | 0.7 | 0.5 | 0.8 | 0.7 | 1.5 |
| 9th | 522 | 0 | 92.0 | 0.4 | 1.3 | 0.8 | 0.2 | 0.8 |
| 10th | 520 | 0 | 88.8 | 1.5 | 1.9 | 2.1 | 2.5 | 5.0 |
| 11th | 321 | 0 | 90.7 | 0.9 | 0.9 | 1.9 | 1.2 | 2.2 |
| 12th | 274 | 0 | 89.1 | 2.6 | 2.9 | 2.6 | 2.9 | 1.8 |
| Jr Hi | 1231 | 0 | 88.0 | 0.3 | 0.2 | 0.5 | 0.5 | 1.3 |
| Sr Hi | 1637 | 0 | 90.2 | 1.2 | 1.7 | 1.7 | 1.6 | 2.6 |
| Total | 2868 | 0 | 89.3 | 0.8 | 1.1 | 1.2 | 1.1 | 2.0 |

Table 6.133: When do you use OxyContin?

| Grade Level | N of Valid | N of Miss | Do Not Use | Before School | During School | After School | Week Nights | Week-ends |
|-------------|------------|-----------|------------|---------------|---------------|--------------|-------------|-----------|
| 7th | 639 | 0 | 85.9 | 0.2 | 0.2 | 0.3 | 0.5 | 0.9 |
| 8th | 592 | 0 | 89.4 | 0.3 | 0.5 | 1.2 | 0.8 | 2.0 |
| 9th | 522 | 0 | 90.8 | 0.4 | 1.5 | 0.6 | 1.0 | 2.3 |
| 10th | 520 | 0 | 86.7 | 2.5 | 2.3 | 3.5 | 3.1 | 6.0 |
| 11th | 321 | 0 | 90.3 | 0.3 | 0.9 | 0.9 | 0.9 | 2.5 |
| 12th | 274 | 0 | 85.4 | 2.2 | 4.4 | 2.9 | 2.6 | 4.0 |
| Jr Hi | 1231 | 0 | 87.6 | 0.2 | 0.3 | 0.7 | 0.6 | 1.5 |
| Sr Hi | 1637 | 0 | 88.5 | 1.3 | 2.1 | 2.0 | 1.9 | 3.8 |
| Total | 2868 | 0 | 88.1 | 0.9 | 1.4 | 1.4 | 1.4 | 2.8 |

Table 6.134: When do you use any tobacco?

| Grade Level | N of Valid | N of Miss | Do Not Use | Before School | During School | After School | Week Nights | Week-ends |
|-------------|------------|-----------|------------|---------------|---------------|--------------|-------------|-----------|
| 7th | 639 | 0 | 85.8 | 0.8 | 0.5 | 3.3 | 2.0 | 4.7 |
| 8th | 592 | 0 | 90.0 | 2.2 | 0.7 | 3.7 | 2.0 | 6.1 |
| 9th | 522 | 0 | 86.6 | 2.3 | 3.6 | 8.2 | 5.7 | 12.6 |
| 10th | 520 | 0 | 83.5 | 4.2 | 5.4 | 11.2 | 9.0 | 18.8 |
| 11th | 321 | 0 | 84.1 | 6.9 | 4.4 | 12.1 | 10.3 | 15.6 |
| 12th | 274 | 0 | 80.3 | 7.3 | 6.2 | 8.4 | 9.5 | 18.2 |
| Jr Hi | 1231 | 0 | 87.8 | 1.5 | 0.6 | 3.5 | 2.0 | 5.4 |
| Sr Hi | 1637 | 0 | 84.1 | 4.6 | 4.8 | 10.0 | 8.3 | 16.1 |
| Total | 2868 | 0 | 85.7 | 3.3 | 3.0 | 7.2 | 5.6 | 11.5 |

Table 6.135: When do you use any alcohol?

| Grade Level | N of Valid | N of Miss | Do Not Use | Before School | During School | After School | Week Nights | Week-ends |
|-------------|------------|-----------|------------|---------------|---------------|--------------|-------------|-----------|
| 7th | 639 | 0 | 82.2 | 0.2 | 0.6 | 3.3 | 4.5 | 17.5 |
| 8th | 592 | 0 | 79.2 | 1.7 | 0.8 | 4.4 | 5.9 | 27.7 |
| 9th | 522 | 0 | 75.3 | 1.5 | 2.1 | 6.1 | 9.8 | 39.1 |
| 10th | 520 | 0 | 61.3 | 2.9 | 2.9 | 8.5 | 12.9 | 49.6 |
| 11th | 321 | 0 | 69.2 | 2.2 | 1.6 | 6.5 | 11.2 | 43.6 |
| 12th | 274 | 0 | 57.7 | 5.8 | 4.7 | 8.4 | 10.6 | 53.6 |
| Jr Hi | 1231 | 0 | 80.7 | 0.9 | 0.7 | 3.8 | 5.2 | 22.4 |
| Sr Hi | 1637 | 0 | 66.7 | 2.8 | 2.7 | 7.3 | 11.2 | 45.8 |
| Total | 2868 | 0 | 72.7 | 2.0 | 1.8 | 5.8 | 8.6 | 35.7 |

Table 6.136: When do you use any illicit drugs?

| Grade Level | N of Valid | N of Miss | Do Not Use | Before School | During School | After School | Week Nights | Week-ends |
|-------------|------------|-----------|------------|---------------|---------------|--------------|-------------|-----------|
| 7th | 639 | 0 | 87.8 | 1.4 | 1.7 | 2.7 | 2.7 | 5.3 |
| 8th | 592 | 0 | 92.1 | 2.4 | 1.5 | 4.4 | 4.2 | 11.0 |
| 9th | 522 | 0 | 94.4 | 4.2 | 3.3 | 5.9 | 6.3 | 11.5 |
| 10th | 520 | 0 | 92.5 | 9.6 | 5.6 | 14.8 | 13.1 | 24.0 |
| 11th | 321 | 0 | 92.2 | 4.7 | 3.1 | 6.5 | 6.2 | 14.6 |
| 12th | 274 | 0 | 90.9 | 9.5 | 8.8 | 13.9 | 14.2 | 22.3 |
| Jr Hi | 1231 | 0 | 89.8 | 1.9 | 1.6 | 3.5 | 3.4 | 8.0 |
| Sr Hi | 1637 | 0 | 92.8 | 6.9 | 4.9 | 10.2 | 9.8 | 17.9 |
| Total | 2868 | 0 | 91.5 | 4.7 | 3.5 | 7.3 | 7.0 | 13.7 |

6.8 While At School Have You

Table 6.137: While at school have you carried a gun?

| Grade Level | N of Valid | N of Miss | Never | One Time | 2-5 Times | 6 or More Times |
|-------------|------------|-----------|-------|----------|-----------|-----------------|
| 7th | 574 | 65 | 97.4 | 2.1 | 0.0 | 0.5 |
| 8th | 553 | 39 | 98.9 | 0.4 | 0.2 | 0.5 |
| 9th | 495 | 27 | 96.4 | 2.0 | 0.6 | 1.0 |
| 10th | 502 | 18 | 95.4 | 0.8 | 0.6 | 3.2 |
| 11th | 305 | 16 | 95.7 | 1.3 | 1.0 | 2.0 |
| 12th | 259 | 15 | 93.8 | 1.2 | 0.4 | 4.6 |
| Jr Hi | 1127 | 104 | 98.1 | 1.2 | 0.1 | 0.5 |
| Sr Hi | 1561 | 76 | 95.5 | 1.3 | 0.6 | 2.5 |
| Total | 2688 | 180 | 96.6 | 1.3 | 0.4 | 1.7 |

Table 6.138: While at school have you carried a knife, club or other weapon?

| Grade Level | N of Valid | N of Miss | Never | One Time | 2-5 Times | 6 or More Times |
|-------------|------------|-----------|-------|----------|-----------|-----------------|
| 7th | 575 | 64 | 91.5 | 5.2 | 1.9 | 1.4 |
| 8th | 555 | 37 | 91.0 | 6.1 | 1.6 | 1.3 |
| 9th | 493 | 29 | 86.4 | 8.5 | 3.0 | 2.0 |
| 10th | 500 | 20 | 84.0 | 8.2 | 3.0 | 4.8 |
| 11th | 306 | 15 | 86.9 | 3.9 | 3.3 | 5.9 |
| 12th | 259 | 15 | 82.6 | 5.8 | 3.5 | 8.1 |
| Jr Hi | 1130 | 101 | 91.2 | 5.7 | 1.8 | 1.3 |
| Sr Hi | 1558 | 79 | 85.1 | 7.1 | 3.1 | 4.7 |
| Total | 2688 | 180 | 87.7 | 6.5 | 2.6 | 3.3 |

Table 6.139: While at school have you threatened a student with a gun, knife or club?

| Grade Level | N of Valid | N of Miss | Never | One Time | 2-5 Times | 6 or More Times |
|-------------|------------|-----------|-------|----------|-----------|-----------------|
| 7th | 574 | 65 | 96.2 | 1.7 | 0.9 | 1.2 |
| 8th | 553 | 39 | 96.9 | 1.6 | 0.9 | 0.5 |
| 9th | 493 | 29 | 95.5 | 2.2 | 1.2 | 1.0 |
| 10th | 501 | 19 | 91.4 | 3.4 | 2.4 | 2.8 |
| 11th | 306 | 15 | 94.4 | 2.6 | 0.7 | 2.3 |
| 12th | 255 | 19 | 93.3 | 2.0 | 1.2 | 3.5 |
| Jr Hi | 1127 | 104 | 96.5 | 1.7 | 0.9 | 0.9 |
| Sr Hi | 1555 | 82 | 93.6 | 2.6 | 1.5 | 2.3 |
| Total | 2682 | 186 | 94.9 | 2.2 | 1.2 | 1.7 |

Table 6.140: While at school have you threatened to hurt a student by hitting, slapping or kicking?

| Grade Level | N of Valid | N of Miss | Never | One Time | 2-5 Times | 6 or More Times |
|-------------|------------|-----------|-------|----------|-----------|-----------------|
| 7th | 575 | 64 | 68.7 | 13.2 | 7.8 | 10.3 |
| 8th | 553 | 39 | 67.8 | 9.0 | 12.5 | 10.7 |
| 9th | 495 | 27 | 61.2 | 11.5 | 13.5 | 13.7 |
| 10th | 503 | 17 | 58.3 | 9.5 | 15.5 | 16.7 |
| 11th | 304 | 17 | 68.1 | 8.6 | 12.2 | 11.2 |
| 12th | 258 | 16 | 69.0 | 5.8 | 13.6 | 11.6 |
| Jr Hi | 1128 | 103 | 68.3 | 11.2 | 10.1 | 10.5 |
| Sr Hi | 1560 | 77 | 62.9 | 9.4 | 13.9 | 13.8 |
| Total | 2688 | 180 | 65.1 | 10.1 | 12.3 | 12.4 |

Table 6.141: While at school have you hurt a student by using a gun, knife or club?

| Grade Level | N of Valid | N of Miss | Never | One Time | 2-5 Times | 6 or More Times |
|-------------|------------|-----------|-------|----------|-----------|-----------------|
| 7th | 572 | 67 | 97.6 | 1.0 | 0.9 | 0.5 |
| 8th | 555 | 37 | 98.2 | 1.1 | 0.4 | 0.4 |
| 9th | 491 | 31 | 96.9 | 1.2 | 0.8 | 1.0 |
| 10th | 504 | 16 | 93.8 | 1.4 | 1.6 | 3.2 |
| 11th | 306 | 15 | 97.1 | 1.6 | 0.3 | 1.0 |
| 12th | 260 | 14 | 93.8 | 1.9 | 0.4 | 3.8 |
| Jr Hi | 1127 | 104 | 97.9 | 1.1 | 0.6 | 0.4 |
| Sr Hi | 1561 | 76 | 95.5 | 1.5 | 0.9 | 2.2 |
| Total | 2688 | 180 | 96.5 | 1.3 | 0.8 | 1.5 |

Table 6.142: While at school have you hurt a student by hitting, slapping or kicking?

| Grade Level | N of Valid | N of Miss | Never | One Time | 2-5 Times | 6 or More Times |
|-------------|------------|-----------|-------|----------|-----------|-----------------|
| 7th | 578 | 61 | 74.0 | 11.4 | 7.3 | 7.3 |
| 8th | 556 | 36 | 69.6 | 14.0 | 7.9 | 8.5 |
| 9th | 491 | 31 | 66.6 | 13.8 | 10.2 | 9.4 |
| 10th | 502 | 18 | 64.5 | 10.4 | 13.1 | 12.0 |
| 11th | 306 | 15 | 73.2 | 11.8 | 6.2 | 8.8 |
| 12th | 259 | 15 | 78.4 | 7.3 | 8.5 | 5.8 |
| Jr Hi | 1134 | 97 | 71.9 | 12.7 | 7.6 | 7.8 |
| Sr Hi | 1558 | 79 | 69.2 | 11.2 | 10.1 | 9.5 |
| Total | 2692 | 176 | 70.3 | 11.8 | 9.0 | 8.8 |

Table 6.143: While at school have you been threatened with a gun, knife or club, by a student?

| Grade Level | N of Valid | N of Miss | Never | One Time | 2-5 Times | 6 or More Times |
|-------------|------------|-----------|-------|----------|-----------|-----------------|
| 7th | 574 | 65 | 88.9 | 6.4 | 1.6 | 3.1 |
| 8th | 552 | 40 | 91.1 | 5.1 | 2.4 | 1.4 |
| 9th | 489 | 33 | 86.5 | 6.7 | 4.9 | 1.8 |
| 10th | 502 | 18 | 83.5 | 8.8 | 4.6 | 3.2 |
| 11th | 306 | 15 | 85.3 | 8.8 | 2.3 | 3.6 |
| 12th | 260 | 14 | 90.0 | 6.2 | 1.2 | 2.7 |
| Jr Hi | 1126 | 105 | 90.0 | 5.8 | 2.0 | 2.3 |
| Sr Hi | 1557 | 80 | 85.9 | 7.7 | 3.7 | 2.8 |
| Total | 2683 | 185 | 87.6 | 6.9 | 2.9 | 2.6 |

Table 6.144: While at school have you had a student threaten to hit, slap or kick you?

| Grade Level | N of Valid | N of Miss | Never | One Time | 2-5 Times | 6 or More Times |
|-------------|------------|-----------|-------|----------|-----------|-----------------|
| 7th | 574 | 65 | 62.7 | 13.4 | 13.2 | 10.6 |
| 8th | 556 | 36 | 59.9 | 14.2 | 15.3 | 10.6 |
| 9th | 489 | 33 | 57.3 | 15.1 | 17.0 | 10.6 |
| 10th | 501 | 19 | 56.7 | 14.8 | 16.8 | 11.8 |
| 11th | 304 | 17 | 64.1 | 16.4 | 11.5 | 7.9 |
| 12th | 259 | 15 | 67.2 | 10.8 | 13.5 | 8.5 |
| Jr Hi | 1130 | 101 | 61.3 | 13.8 | 14.2 | 10.6 |
| Sr Hi | 1553 | 84 | 60.1 | 14.6 | 15.3 | 10.1 |
| Total | 2683 | 185 | 60.6 | 14.2 | 14.8 | 10.3 |

Table 6.145: While at school have you been afraid a student may hurt you?

| Grade Level | N of Valid | N of Miss | Never | One Time | 2-5 Times | 6 or More Times |
|-------------|------------|-----------|-------|----------|-----------|-----------------|
| 7th | 573 | 66 | 79.9 | 10.5 | 5.6 | 4.0 |
| 8th | 555 | 37 | 76.4 | 15.0 | 4.9 | 3.8 |
| 9th | 489 | 33 | 75.3 | 12.1 | 8.4 | 4.3 |
| 10th | 501 | 19 | 78.0 | 12.6 | 3.8 | 5.6 |
| 11th | 303 | 18 | 86.8 | 8.6 | 1.7 | 3.0 |
| 12th | 259 | 15 | 83.8 | 6.9 | 5.4 | 3.9 |
| Jr Hi | 1128 | 103 | 78.2 | 12.7 | 5.2 | 3.9 |
| Sr Hi | 1552 | 85 | 79.8 | 10.7 | 5.1 | 4.4 |
| Total | 2680 | 188 | 79.1 | 11.5 | 5.1 | 4.2 |

Table 6.146: While at school have you been hurt by a student using a gun, knife or club?

| Grade Level | N of Valid | N of Miss | Never | One Time | 2-5 Times | 6 or More Times |
|-------------|------------|-----------|-------|----------|-----------|-----------------|
| 7th | 571 | 68 | 97.2 | 0.9 | 1.2 | 0.7 |
| 8th | 553 | 39 | 96.6 | 2.5 | 0.4 | 0.5 |
| 9th | 491 | 31 | 95.1 | 2.6 | 1.6 | 0.6 |
| 10th | 503 | 17 | 93.0 | 2.8 | 1.4 | 2.8 |
| 11th | 305 | 16 | 97.0 | 0.7 | 1.0 | 1.3 |
| 12th | 260 | 14 | 93.8 | 1.2 | 1.5 | 3.5 |
| Jr Hi | 1124 | 107 | 96.9 | 1.7 | 0.8 | 0.6 |
| Sr Hi | 1559 | 78 | 94.6 | 2.1 | 1.4 | 1.9 |
| Total | 2683 | 185 | 95.6 | 1.9 | 1.2 | 1.4 |

Table 6.147: While at school have you been hurt by a student who hit, slapped or kicked you?

| Grade Level | N of Valid | N of Miss | Never | One Time | 2-5 Times | 6 or More Times |
|-------------|------------|-----------|-------|----------|-----------|-----------------|
| 7th | 574 | 65 | 76.0 | 11.0 | 8.0 | 5.1 |
| 8th | 557 | 35 | 77.0 | 11.8 | 6.5 | 4.7 |
| 9th | 492 | 30 | 78.7 | 11.4 | 5.7 | 4.3 |
| 10th | 503 | 17 | 80.7 | 8.2 | 6.8 | 4.4 |
| 11th | 304 | 17 | 86.2 | 9.2 | 1.3 | 3.3 |
| 12th | 259 | 15 | 86.5 | 5.8 | 3.5 | 4.2 |
| Jr Hi | 1131 | 100 | 76.5 | 11.4 | 7.3 | 4.9 |
| Sr Hi | 1558 | 79 | 82.1 | 9.0 | 4.8 | 4.1 |
| Total | 2689 | 179 | 79.7 | 10.0 | 5.8 | 4.4 |

Table 6.148: While at school have you been helped by a School Resource Officer?

| Grade Level | N of Valid | N of Miss | Never | One Time | 2-5 Times | 6 or More Times |
|-------------|------------|-----------|-------|----------|-----------|-----------------|
| 7th | 566 | 73 | 95.6 | 2.1 | 1.1 | 1.2 |
| 8th | 552 | 40 | 95.5 | 2.7 | 0.7 | 1.1 |
| 9th | 489 | 33 | 94.3 | 2.9 | 2.2 | 0.6 |
| 10th | 500 | 20 | 92.0 | 3.2 | 2.4 | 2.4 |
| 11th | 303 | 18 | 95.4 | 3.0 | 0.7 | 1.0 |
| 12th | 260 | 14 | 93.5 | 2.7 | 0.4 | 3.5 |
| Jr Hi | 1118 | 113 | 95.5 | 2.4 | 0.9 | 1.2 |
| Sr Hi | 1552 | 85 | 93.6 | 3.0 | 1.7 | 1.7 |
| Total | 2670 | 198 | 94.4 | 2.7 | 1.3 | 1.5 |

Table 6.149: While at school have you been in trouble with a School Resource Officer?

| Grade Level | N of Valid | N of Miss | Never | One Time | 2-5 Times | 6 or More Times |
|-------------|------------|-----------|-------|----------|-----------|-----------------|
| 7th | 566 | 73 | 93.1 | 3.4 | 1.4 | 2.1 |
| 8th | 551 | 41 | 95.5 | 1.6 | 2.4 | 0.5 |
| 9th | 489 | 33 | 91.8 | 3.5 | 2.0 | 2.7 |
| 10th | 499 | 21 | 89.4 | 3.6 | 3.0 | 4.0 |
| 11th | 307 | 14 | 93.8 | 3.6 | 0.7 | 2.0 |
| 12th | 259 | 15 | 93.1 | 1.5 | 1.9 | 3.5 |
| Jr Hi | 1117 | 114 | 94.3 | 2.5 | 1.9 | 1.3 |
| Sr Hi | 1554 | 83 | 91.6 | 3.2 | 2.1 | 3.1 |
| Total | 2671 | 197 | 92.7 | 2.9 | 2.0 | 2.4 |

6.9 What Effect Do You Most Often Get When You Use

Table 6.150: What effect do you most often get when you smoke cigarettes?

| Grade Level | N of Valid | N of Miss | Do Not Use | No High | A Little High | Very High | Bombed/Stoned |
|-------------|------------|-----------|------------|---------|---------------|-----------|---------------|
| 7th | 571 | 68 | 81.3 | 14.7 | 3.0 | 0.5 | 0.5 |
| 8th | 559 | 33 | 79.8 | 17.2 | 2.3 | 0.0 | 0.7 |
| 9th | 504 | 18 | 70.4 | 25.2 | 3.2 | 0.0 | 1.2 |
| 10th | 509 | 11 | 62.3 | 31.2 | 3.5 | 0.4 | 2.6 |
| 11th | 304 | 17 | 66.8 | 25.7 | 5.3 | 0.7 | 1.6 |
| 12th | 263 | 11 | 57.4 | 31.6 | 7.2 | 0.0 | 3.8 |
| Jr Hi | 1130 | 101 | 80.5 | 15.9 | 2.7 | 0.3 | 0.6 |
| Sr Hi | 1580 | 57 | 64.9 | 28.3 | 4.4 | 0.3 | 2.2 |
| Total | 2710 | 158 | 71.4 | 23.1 | 3.7 | 0.3 | 1.5 |

Table 6.151: What effect do you most often get when you use smokeless tobacco?

| Grade Level | N of Valid | N of Miss | Do Not Use | No High | A Little High | Very High | Bombed/Stoned |
|-------------|------------|-----------|------------|---------|---------------|-----------|---------------|
| 7th | 570 | 69 | 92.8 | 5.1 | 1.4 | 0.4 | 0.4 |
| 8th | 558 | 34 | 93.0 | 4.3 | 1.8 | 0.4 | 0.5 |
| 9th | 502 | 20 | 85.3 | 9.8 | 4.0 | 0.0 | 1.0 |
| 10th | 509 | 11 | 78.8 | 13.4 | 4.5 | 1.0 | 2.4 |
| 11th | 304 | 17 | 81.6 | 11.5 | 5.3 | 0.3 | 1.3 |
| 12th | 264 | 10 | 75.4 | 11.4 | 8.3 | 0.8 | 4.2 |
| Jr Hi | 1128 | 103 | 92.9 | 4.7 | 1.6 | 0.4 | 0.4 |
| Sr Hi | 1579 | 58 | 80.8 | 11.5 | 5.1 | 0.5 | 2.0 |
| Total | 2707 | 161 | 85.9 | 8.7 | 3.7 | 0.4 | 1.4 |

Table 6.152: What effect do you most often get when you smoke cigars?

| Grade Level | N of Valid | N of Miss | Do Not Use | No High | A Little High | Very High | Bombed/Stoned |
|-------------|------------|-----------|------------|---------|---------------|-----------|---------------|
| 7th | 566 | 73 | 93.5 | 4.6 | 0.7 | 0.7 | 0.5 |
| 8th | 557 | 35 | 91.6 | 6.3 | 0.9 | 0.7 | 0.5 |
| 9th | 500 | 22 | 83.4 | 13.2 | 2.2 | 0.2 | 1.0 |
| 10th | 508 | 12 | 76.0 | 17.9 | 3.3 | 0.4 | 2.4 |
| 11th | 306 | 15 | 80.4 | 16.0 | 1.6 | 0.7 | 1.3 |
| 12th | 265 | 9 | 70.2 | 19.2 | 6.0 | 0.4 | 4.2 |
| Jr Hi | 1123 | 108 | 92.5 | 5.4 | 0.8 | 0.7 | 0.5 |
| Sr Hi | 1579 | 58 | 78.2 | 16.3 | 3.1 | 0.4 | 2.0 |
| Total | 2702 | 166 | 84.2 | 11.8 | 2.1 | 0.5 | 1.4 |

Table 6.153: What effect do you most often get when you drink beer?

| Grade Level | N of Valid | N of Miss | Do Not Use | No High | A Little High | Very High | Bombed/Stoned |
|-------------|------------|-----------|------------|---------|---------------|-----------|---------------|
| 7th | 566 | 73 | 77.9 | 13.6 | 5.7 | 2.1 | 0.7 |
| 8th | 556 | 36 | 72.3 | 13.1 | 8.5 | 2.7 | 3.4 |
| 9th | 500 | 22 | 57.0 | 18.0 | 13.6 | 5.6 | 5.8 |
| 10th | 505 | 15 | 44.4 | 16.2 | 19.6 | 9.9 | 9.9 |
| 11th | 304 | 17 | 55.3 | 11.8 | 16.8 | 8.6 | 7.6 |
| 12th | 262 | 12 | 43.9 | 15.6 | 17.6 | 12.6 | 10.3 |
| Jr Hi | 1122 | 109 | 75.1 | 13.4 | 7.0 | 2.4 | 2.0 |
| Sr Hi | 1571 | 66 | 50.4 | 15.8 | 16.8 | 8.7 | 8.2 |
| Total | 2693 | 175 | 60.7 | 14.8 | 12.7 | 6.1 | 5.6 |

Table 6.154: What effect do you most often get when you drink wine coolers?

| Grade Level | N of Valid | N of Miss | Do Not Use | No High | A Little High | Very High | Bombed/Stoned |
|-------------|------------|-----------|------------|---------|---------------|-----------|---------------|
| 7th | 567 | 72 | 81.1 | 13.4 | 4.1 | 0.5 | 0.9 |
| 8th | 558 | 34 | 72.0 | 17.0 | 7.9 | 1.3 | 1.8 |
| 9th | 499 | 23 | 59.5 | 23.6 | 11.2 | 2.0 | 3.6 |
| 10th | 504 | 16 | 51.4 | 22.6 | 16.9 | 3.4 | 5.8 |
| 11th | 305 | 16 | 61.0 | 23.0 | 9.8 | 3.6 | 2.6 |
| 12th | 264 | 10 | 49.6 | 16.3 | 20.5 | 5.7 | 8.0 |
| Jr Hi | 1125 | 106 | 76.6 | 15.2 | 6.0 | 0.9 | 1.3 |
| Sr Hi | 1572 | 65 | 55.5 | 21.9 | 14.3 | 3.4 | 4.8 |
| Total | 2697 | 171 | 64.3 | 19.1 | 10.8 | 2.3 | 3.4 |

Table 6.155: What effect do you most often get when you drink liquor?

| Grade Level | N of Valid | N of Miss | Do Not Use | No High | A Little High | Very High | Bombed/Stoned |
|-------------|------------|-----------|------------|---------|---------------|-----------|---------------|
| 7th | 563 | 76 | 89.2 | 4.3 | 3.6 | 1.6 | 1.4 |
| 8th | 554 | 38 | 80.7 | 6.3 | 4.7 | 3.6 | 4.7 |
| 9th | 499 | 23 | 70.1 | 7.6 | 8.0 | 5.8 | 8.4 |
| 10th | 507 | 13 | 49.9 | 9.9 | 10.1 | 14.4 | 15.8 |
| 11th | 306 | 15 | 58.8 | 9.5 | 6.5 | 14.1 | 11.1 |
| 12th | 262 | 12 | 43.9 | 11.8 | 9.2 | 16.4 | 18.7 |
| Jr Hi | 1117 | 114 | 85.0 | 5.3 | 4.1 | 2.6 | 3.0 |
| Sr Hi | 1574 | 63 | 57.1 | 9.4 | 8.6 | 11.9 | 13.0 |
| Total | 2691 | 177 | 68.6 | 7.7 | 6.7 | 8.1 | 8.9 |

Table 6.156: What effect do you most often get when you smoke marijuana?

| Grade Level | N of Valid | N of Miss | Do Not Use | No High | A Little High | Very High | Bombed/Stoned |
|-------------|------------|-----------|------------|---------|---------------|-----------|---------------|
| 7th | 564 | 75 | 93.1 | 0.2 | 1.2 | 1.4 | 4.1 |
| 8th | 558 | 34 | 88.2 | 1.1 | 1.4 | 2.3 | 7.0 |
| 9th | 499 | 23 | 84.6 | 0.4 | 2.8 | 4.6 | 7.6 |
| 10th | 507 | 13 | 69.2 | 2.4 | 4.3 | 7.7 | 16.4 |
| 11th | 305 | 16 | 79.0 | 1.0 | 3.6 | 4.6 | 11.8 |
| 12th | 263 | 11 | 68.8 | 0.8 | 6.5 | 8.4 | 15.6 |
| Jr Hi | 1122 | 109 | 90.6 | 0.6 | 1.3 | 1.9 | 5.5 |
| Sr Hi | 1574 | 63 | 75.9 | 1.2 | 4.1 | 6.2 | 12.6 |
| Total | 2696 | 172 | 82.0 | 1.0 | 2.9 | 4.4 | 9.6 |

Table 6.157: What effect do you most often get when you use cocaine?

| Grade Level | N of Valid | N of Miss | Do Not Use | No High | A Little High | Very High | Bombed/Stoned |
|-------------|------------|-----------|------------|---------|---------------|-----------|---------------|
| 7th | 567 | 72 | 97.5 | 0.2 | 0.4 | 1.1 | 0.9 |
| 8th | 558 | 34 | 97.7 | 0.7 | 0.2 | 0.4 | 1.1 |
| 9th | 499 | 23 | 95.4 | 0.6 | 0.6 | 0.4 | 3.0 |
| 10th | 504 | 16 | 90.3 | 0.8 | 1.4 | 2.4 | 5.2 |
| 11th | 306 | 15 | 94.4 | 1.0 | 0.7 | 1.0 | 2.9 |
| 12th | 264 | 10 | 87.1 | 0.8 | 1.9 | 2.3 | 8.0 |
| Jr Hi | 1125 | 106 | 97.6 | 0.4 | 0.3 | 0.7 | 1.0 |
| Sr Hi | 1573 | 64 | 92.2 | 0.8 | 1.1 | 1.5 | 4.5 |
| Total | 2698 | 170 | 94.4 | 0.6 | 0.7 | 1.1 | 3.0 |

Table 6.158: What effect do you most often get when you use uppers?

| Grade Level | N of Valid | N of Miss | Do Not Use | No High | A Little High | Very High | Bombed/Stoned |
|-------------|------------|-----------|------------|---------|---------------|-----------|---------------|
| 7th | 566 | 73 | 97.7 | 0.4 | 0.5 | 0.4 | 1.1 |
| 8th | 558 | 34 | 98.2 | 0.7 | 0.2 | 0.5 | 0.4 |
| 9th | 502 | 20 | 96.8 | 0.2 | 0.2 | 1.0 | 1.8 |
| 10th | 505 | 15 | 90.3 | 1.6 | 1.4 | 2.2 | 4.6 |
| 11th | 304 | 17 | 96.1 | 0.7 | 0.3 | 1.0 | 2.0 |
| 12th | 267 | 7 | 89.5 | 0.7 | 1.1 | 1.9 | 6.7 |
| Jr Hi | 1124 | 107 | 98.0 | 0.5 | 0.4 | 0.4 | 0.7 |
| Sr Hi | 1578 | 59 | 93.3 | 0.8 | 0.8 | 1.5 | 3.5 |
| Total | 2702 | 166 | 95.3 | 0.7 | 0.6 | 1.1 | 2.4 |

Table 6.159: What effect do you most often get when you use downers?

| Grade Level | N of Valid | N of Miss | Do Not Use | No High | A Little High | Very High | Bombed/Stoned |
|-------------|------------|-----------|------------|---------|---------------|-----------|---------------|
| 7th | 565 | 74 | 96.8 | 0.9 | 1.2 | 0.5 | 0.5 |
| 8th | 559 | 33 | 96.4 | 0.9 | 1.3 | 0.5 | 0.9 |
| 9th | 500 | 22 | 95.6 | 0.8 | 1.0 | 1.2 | 1.4 |
| 10th | 504 | 16 | 90.1 | 1.8 | 2.2 | 2.0 | 4.0 |
| 11th | 303 | 18 | 95.7 | 1.0 | 0.3 | 1.3 | 1.7 |
| 12th | 264 | 10 | 86.0 | 1.1 | 1.1 | 2.7 | 9.1 |
| Jr Hi | 1124 | 107 | 96.6 | 0.9 | 1.2 | 0.5 | 0.7 |
| Sr Hi | 1571 | 66 | 92.2 | 1.2 | 1.3 | 1.7 | 3.6 |
| Total | 2695 | 173 | 94.1 | 1.1 | 1.3 | 1.2 | 2.4 |

Table 6.160: What effect do you most often get when you use inhalants?

| Grade Level | N of Valid | N of Miss | Do Not Use | No High | A Little High | Very High | Bombed/Stoned |
|-------------|------------|-----------|------------|---------|---------------|-----------|---------------|
| 7th | 562 | 77 | 95.2 | 1.2 | 1.6 | 0.7 | 1.2 |
| 8th | 559 | 33 | 96.1 | 1.1 | 1.3 | 0.7 | 0.9 |
| 9th | 502 | 20 | 94.2 | 0.4 | 2.4 | 1.2 | 1.8 |
| 10th | 504 | 16 | 91.5 | 1.8 | 2.4 | 1.4 | 3.0 |
| 11th | 303 | 18 | 96.0 | 1.0 | 0.7 | 0.0 | 2.3 |
| 12th | 266 | 8 | 91.7 | 0.4 | 0.8 | 0.4 | 6.8 |
| Jr Hi | 1121 | 110 | 95.6 | 1.2 | 1.4 | 0.7 | 1.1 |
| Sr Hi | 1575 | 62 | 93.3 | 1.0 | 1.8 | 0.9 | 3.1 |
| Total | 2696 | 172 | 94.3 | 1.0 | 1.6 | 0.8 | 2.3 |

Table 6.161: What effect do you most often get when you use hallucinogens?

| Grade Level | N of Valid | N of Miss | Do Not Use | No High | A Little High | Very High | Bombed/Stoned |
|-------------|------------|-----------|------------|---------|---------------|-----------|---------------|
| 7th | 562 | 77 | 98.0 | 0.2 | 0.5 | 0.4 | 0.9 |
| 8th | 558 | 34 | 97.5 | 0.7 | 0.4 | 0.4 | 1.1 |
| 9th | 500 | 22 | 97.2 | 0.4 | 0.2 | 0.8 | 1.4 |
| 10th | 503 | 17 | 92.6 | 1.4 | 0.6 | 1.2 | 4.2 |
| 11th | 305 | 16 | 95.7 | 1.3 | 0.3 | 0.0 | 2.6 |
| 12th | 265 | 9 | 92.1 | 0.4 | 0.0 | 0.8 | 6.8 |
| Jr Hi | 1120 | 111 | 97.8 | 0.4 | 0.4 | 0.4 | 1.0 |
| Sr Hi | 1573 | 64 | 94.6 | 0.9 | 0.3 | 0.8 | 3.4 |
| Total | 2693 | 175 | 95.9 | 0.7 | 0.4 | 0.6 | 2.4 |

Table 6.162: What effect do you most often get when you use heroin?

| Grade Level | N of Valid | N of Miss | Do Not Use | No High | A Little High | Very High | Bombed/Stoned |
|-------------|------------|-----------|------------|---------|---------------|-----------|---------------|
| 7th | 564 | 75 | 98.2 | 0.4 | 0.4 | 0.4 | 0.7 |
| 8th | 557 | 35 | 98.2 | 0.7 | 0.2 | 0.4 | 0.5 |
| 9th | 501 | 21 | 97.2 | 0.6 | 0.2 | 0.6 | 1.4 |
| 10th | 504 | 16 | 93.1 | 1.2 | 0.6 | 1.0 | 4.2 |
| 11th | 304 | 17 | 96.4 | 1.3 | 0.0 | 0.3 | 2.0 |
| 12th | 264 | 10 | 92.4 | 0.4 | 0.0 | 0.8 | 6.4 |
| Jr Hi | 1121 | 110 | 98.2 | 0.5 | 0.3 | 0.4 | 0.6 |
| Sr Hi | 1573 | 64 | 94.9 | 0.9 | 0.3 | 0.7 | 3.2 |
| Total | 2694 | 174 | 96.3 | 0.7 | 0.3 | 0.6 | 2.2 |

Table 6.163: What effect do you most often get when you use steroids?

| Grade Level | N of Valid | N of Miss | Do Not Use | No High | A Little High | Very High | Bombed/Stoned |
|-------------|------------|-----------|------------|---------|---------------|-----------|---------------|
| 7th | 562 | 77 | 97.9 | 0.4 | 0.7 | 0.4 | 0.7 |
| 8th | 557 | 35 | 97.8 | 0.7 | 0.5 | 0.0 | 0.9 |
| 9th | 502 | 20 | 97.6 | 0.2 | 0.2 | 0.2 | 1.8 |
| 10th | 503 | 17 | 94.2 | 1.2 | 0.8 | 0.8 | 3.0 |
| 11th | 305 | 16 | 96.4 | 2.0 | 0.3 | 0.0 | 1.3 |
| 12th | 265 | 9 | 93.2 | 0.8 | 0.0 | 1.1 | 4.9 |
| Jr Hi | 1119 | 112 | 97.9 | 0.5 | 0.6 | 0.2 | 0.8 |
| Sr Hi | 1575 | 62 | 95.6 | 1.0 | 0.4 | 0.5 | 2.6 |
| Total | 2694 | 174 | 96.5 | 0.8 | 0.5 | 0.4 | 1.9 |

Table 6.164: What effect do you most often get when you use ecstasy?

| Grade Level | N of Valid | N of Miss | Do Not Use | No High | A Little High | Very High | Bombed/Stoned |
|-------------|------------|-----------|------------|---------|---------------|-----------|---------------|
| 7th | 562 | 77 | 97.2 | 0.4 | 0.7 | 0.5 | 1.2 |
| 8th | 558 | 34 | 97.5 | 0.7 | 0.2 | 0.7 | 0.9 |
| 9th | 501 | 21 | 96.8 | 0.2 | 0.2 | 0.6 | 2.2 |
| 10th | 502 | 18 | 91.2 | 1.4 | 0.6 | 1.8 | 5.0 |
| 11th | 301 | 20 | 95.0 | 1.3 | 0.0 | 1.3 | 2.3 |
| 12th | 263 | 11 | 91.6 | 0.4 | 0.4 | 1.1 | 6.5 |
| Jr Hi | 1120 | 111 | 97.3 | 0.5 | 0.4 | 0.6 | 1.1 |
| Sr Hi | 1567 | 70 | 93.8 | 0.8 | 0.3 | 1.2 | 3.8 |
| Total | 2687 | 181 | 95.3 | 0.7 | 0.4 | 1.0 | 2.7 |

Table 6.165: What effect do you most often get when you use OxyContin?

| Grade Level | N of Valid | N of Miss | Do Not Use | No High | A Little High | Very High | Bombed/Stoned |
|-------------|------------|-----------|------------|---------|---------------|-----------|---------------|
| 7th | 565 | 74 | 96.8 | 0.4 | 0.5 | 1.1 | 1.2 |
| 8th | 557 | 35 | 96.2 | 1.1 | 0.7 | 0.9 | 1.1 |
| 9th | 495 | 27 | 95.4 | 0.6 | 0.6 | 0.8 | 2.6 |
| 10th | 506 | 14 | 89.9 | 1.4 | 1.2 | 3.0 | 4.5 |
| 11th | 301 | 20 | 95.3 | 1.0 | 0.7 | 0.3 | 2.7 |
| 12th | 262 | 12 | 88.2 | 1.1 | 0.4 | 1.5 | 8.8 |
| Jr Hi | 1122 | 109 | 96.5 | 0.7 | 0.6 | 1.0 | 1.2 |
| Sr Hi | 1564 | 73 | 92.4 | 1.0 | 0.8 | 1.5 | 4.3 |
| Total | 2686 | 182 | 94.1 | 0.9 | 0.7 | 1.3 | 3.0 |

6.10 How Easy Is It To Get

Table 6.166: How easy is it to get cigarettes?

| Grade Level | N of Valid | N of Miss | Cannot Get | Very Difficult | Fairly Difficult | Fairly Easy | Very Easy |
|-------------|------------|-----------|------------|----------------|------------------|-------------|-----------|
| 7th | 501 | 138 | 61.1 | 2.8 | 3.8 | 12.4 | 20.0 |
| 8th | 523 | 69 | 56.8 | 2.1 | 4.0 | 11.7 | 25.4 |
| 9th | 471 | 51 | 43.1 | 2.8 | 5.1 | 18.0 | 31.0 |
| 10th | 487 | 33 | 26.9 | 2.7 | 4.5 | 15.4 | 50.5 |
| 11th | 290 | 31 | 27.6 | 0.3 | 3.8 | 19.7 | 48.6 |
| 12th | 257 | 17 | 18.3 | 0.8 | 2.7 | 12.5 | 65.8 |
| Jr Hi | 1024 | 207 | 58.9 | 2.4 | 3.9 | 12.0 | 22.8 |
| Sr Hi | 1505 | 132 | 30.6 | 1.9 | 4.3 | 16.5 | 46.6 |
| Total | 2529 | 339 | 42.1 | 2.1 | 4.1 | 14.7 | 37.0 |

Table 6.167: How easy is it to get smokeless tobacco?

| Grade Level | N of Valid | N of Miss | Cannot Get | Very Difficult | Fairly Difficult | Fairly Easy | Very Easy |
|-------------|------------|-----------|------------|----------------|------------------|-------------|-----------|
| 7th | 491 | 148 | 77.6 | 2.6 | 2.6 | 6.5 | 10.6 |
| 8th | 513 | 79 | 71.7 | 2.7 | 4.1 | 7.8 | 13.6 |
| 9th | 476 | 46 | 55.3 | 2.9 | 5.5 | 14.1 | 22.3 |
| 10th | 488 | 32 | 38.3 | 3.7 | 5.5 | 15.4 | 37.1 |
| 11th | 290 | 31 | 36.9 | 0.7 | 6.2 | 16.2 | 40.0 |
| 12th | 253 | 21 | 23.7 | 2.4 | 4.3 | 12.3 | 57.3 |
| Jr Hi | 1004 | 227 | 74.6 | 2.7 | 3.4 | 7.2 | 12.2 |
| Sr Hi | 1507 | 130 | 40.9 | 2.7 | 5.4 | 14.6 | 36.4 |
| Total | 2511 | 357 | 54.4 | 2.7 | 4.6 | 11.6 | 26.7 |

Table 6.168: How easy is it to get cigars?

| Grade Level | N of Valid | N of Miss | Cannot Get | Very Difficult | Fairly Difficult | Fairly Easy | Very Easy |
|-------------|------------|-----------|------------|----------------|------------------|-------------|-----------|
| 7th | 483 | 156 | 79.1 | 2.1 | 3.9 | 6.8 | 8.1 |
| 8th | 514 | 78 | 71.8 | 3.1 | 5.1 | 8.6 | 11.5 |
| 9th | 469 | 53 | 59.3 | 3.8 | 7.7 | 11.3 | 17.9 |
| 10th | 486 | 34 | 39.9 | 3.9 | 8.4 | 14.2 | 33.5 |
| 11th | 291 | 30 | 37.8 | 3.1 | 6.5 | 17.9 | 34.7 |
| 12th | 252 | 22 | 25.4 | 2.4 | 6.7 | 13.5 | 52.0 |
| Jr Hi | 997 | 234 | 75.3 | 2.6 | 4.5 | 7.7 | 9.8 |
| Sr Hi | 1498 | 139 | 43.1 | 3.5 | 7.5 | 13.9 | 32.0 |
| Total | 2495 | 373 | 56.0 | 3.1 | 6.3 | 11.4 | 23.1 |

Table 6.169: How easy is it to get beer?

| Grade Level | N of Valid | N of Miss | Cannot Get | Very Difficult | Fairly Difficult | Fairly Easy | Very Easy |
|-------------|------------|-----------|------------|----------------|------------------|-------------|-----------|
| 7th | 498 | 141 | 58.2 | 4.2 | 6.4 | 14.1 | 17.1 |
| 8th | 520 | 72 | 52.1 | 4.8 | 5.2 | 16.3 | 21.5 |
| 9th | 471 | 51 | 36.5 | 4.2 | 8.1 | 20.6 | 30.6 |
| 10th | 488 | 32 | 25.2 | 3.1 | 7.8 | 23.0 | 41.0 |
| 11th | 294 | 27 | 25.2 | 1.0 | 8.8 | 22.1 | 42.9 |
| 12th | 254 | 20 | 19.3 | 2.0 | 5.1 | 26.4 | 47.2 |
| Jr Hi | 1018 | 213 | 55.1 | 4.5 | 5.8 | 15.2 | 19.4 |
| Sr Hi | 1507 | 130 | 27.7 | 2.9 | 7.6 | 22.6 | 39.2 |
| Total | 2525 | 343 | 38.8 | 3.5 | 6.9 | 19.6 | 31.2 |

Table 6.170: How easy is it to get wine coolers?

| Grade Level | N of Valid | N of Miss | Cannot Get | Very Difficult | Fairly Difficult | Fairly Easy | Very Easy |
|-------------|------------|-----------|------------|----------------|------------------|-------------|-----------|
| 7th | 496 | 143 | 65.5 | 4.0 | 5.6 | 11.5 | 13.3 |
| 8th | 519 | 73 | 55.3 | 4.8 | 6.7 | 13.1 | 20.0 |
| 9th | 471 | 51 | 41.8 | 4.2 | 9.8 | 17.2 | 27.0 |
| 10th | 485 | 35 | 29.1 | 3.7 | 5.6 | 21.2 | 40.4 |
| 11th | 291 | 30 | 29.9 | 2.7 | 6.9 | 22.3 | 38.1 |
| 12th | 255 | 19 | 20.8 | 3.5 | 3.9 | 24.7 | 47.1 |
| Jr Hi | 1015 | 216 | 60.3 | 4.4 | 6.2 | 12.3 | 16.7 |
| Sr Hi | 1502 | 135 | 31.8 | 3.7 | 6.9 | 20.8 | 36.9 |
| Total | 2517 | 351 | 43.3 | 4.0 | 6.6 | 17.4 | 28.8 |

Table 6.171: How easy is it to get liquor?

| Grade Level | N of Valid | N of Miss | Cannot Get | Very Difficult | Fairly Difficult | Fairly Easy | Very Easy |
|-------------|------------|-----------|------------|----------------|------------------|-------------|-----------|
| 7th | 488 | 151 | 75.2 | 2.0 | 4.7 | 7.6 | 10.5 |
| 8th | 512 | 80 | 63.5 | 3.5 | 4.9 | 12.1 | 16.0 |
| 9th | 468 | 54 | 49.6 | 4.1 | 7.1 | 14.5 | 24.8 |
| 10th | 484 | 36 | 29.1 | 2.9 | 7.4 | 22.3 | 38.2 |
| 11th | 293 | 28 | 31.4 | 2.0 | 7.8 | 22.9 | 35.8 |
| 12th | 255 | 19 | 20.4 | 3.1 | 5.1 | 25.5 | 45.9 |
| Jr Hi | 1000 | 231 | 69.2 | 2.8 | 4.8 | 9.9 | 13.3 |
| Sr Hi | 1500 | 137 | 34.5 | 3.1 | 7.0 | 20.5 | 34.9 |
| Total | 2500 | 368 | 48.4 | 3.0 | 6.1 | 16.3 | 26.2 |

Table 6.172: How easy is it to get marijuana?

| Grade Level | N of Valid | N of Miss | Cannot Get | Very Difficult | Fairly Difficult | Fairly Easy | Very Easy |
|-------------|------------|-----------|------------|----------------|------------------|-------------|-----------|
| 7th | 487 | 152 | 81.7 | 2.9 | 3.3 | 5.3 | 6.8 |
| 8th | 516 | 76 | 73.6 | 4.1 | 3.5 | 6.2 | 12.6 |
| 9th | 464 | 58 | 61.4 | 5.0 | 8.8 | 8.8 | 15.9 |
| 10th | 482 | 38 | 42.1 | 5.0 | 8.3 | 15.4 | 29.3 |
| 11th | 285 | 36 | 43.9 | 4.2 | 9.1 | 19.6 | 23.2 |
| 12th | 254 | 20 | 33.5 | 4.7 | 10.2 | 15.4 | 36.2 |
| Jr Hi | 1003 | 228 | 77.6 | 3.5 | 3.4 | 5.8 | 9.8 |
| Sr Hi | 1485 | 152 | 47.0 | 4.8 | 9.0 | 14.1 | 25.1 |
| Total | 2488 | 380 | 59.3 | 4.3 | 6.7 | 10.8 | 18.9 |

Table 6.173: How easy is it to get cocaine?

| Grade Level | N of Valid | N of Miss | Cannot Get | Very Difficult | Fairly Difficult | Fairly Easy | Very Easy |
|-------------|------------|-----------|------------|----------------|------------------|-------------|-----------|
| 7th | 478 | 161 | 87.9 | 2.7 | 3.6 | 2.3 | 3.6 |
| 8th | 513 | 79 | 81.5 | 6.6 | 3.1 | 3.1 | 5.7 |
| 9th | 464 | 58 | 75.2 | 6.0 | 6.5 | 6.0 | 6.3 |
| 10th | 481 | 39 | 61.5 | 7.3 | 8.9 | 8.7 | 13.5 |
| 11th | 286 | 35 | 60.1 | 9.4 | 11.5 | 8.4 | 10.5 |
| 12th | 252 | 22 | 48.8 | 9.1 | 15.1 | 9.1 | 17.9 |
| Jr Hi | 991 | 240 | 84.6 | 4.7 | 3.3 | 2.7 | 4.6 |
| Sr Hi | 1483 | 154 | 63.4 | 7.6 | 9.7 | 7.9 | 11.4 |
| Total | 2474 | 394 | 71.9 | 6.5 | 7.2 | 5.8 | 8.7 |

Table 6.174: How easy is it to get uppers?

| Grade Level | N of Valid | N of Miss | Cannot Get | Very Difficult | Fairly Difficult | Fairly Easy | Very Easy |
|-------------|------------|-----------|------------|----------------|------------------|-------------|-----------|
| 7th | 475 | 164 | 88.4 | 2.1 | 3.2 | 2.5 | 3.8 |
| 8th | 512 | 80 | 82.2 | 5.3 | 3.9 | 2.3 | 6.3 |
| 9th | 466 | 56 | 75.8 | 5.4 | 6.9 | 4.3 | 7.7 |
| 10th | 481 | 39 | 61.3 | 6.7 | 8.3 | 9.8 | 13.9 |
| 11th | 289 | 32 | 61.9 | 7.6 | 9.7 | 9.0 | 11.8 |
| 12th | 251 | 23 | 46.6 | 10.4 | 12.7 | 9.6 | 20.7 |
| Jr Hi | 987 | 244 | 85.2 | 3.7 | 3.5 | 2.4 | 5.1 |
| Sr Hi | 1487 | 150 | 63.5 | 7.1 | 8.9 | 7.9 | 12.7 |
| Total | 2474 | 394 | 72.2 | 5.7 | 6.8 | 5.7 | 9.7 |

Table 6.175: How easy is it to get downers?

| Grade Level | N of Valid | N of Miss | Cannot Get | Very Difficult | Fairly Difficult | Fairly Easy | Very Easy |
|-------------|------------|-----------|------------|----------------|------------------|-------------|-----------|
| 7th | 476 | 163 | 86.6 | 2.7 | 3.2 | 2.7 | 4.8 |
| 8th | 516 | 76 | 81.8 | 5.0 | 2.7 | 3.7 | 6.8 |
| 9th | 460 | 62 | 73.7 | 5.7 | 6.1 | 5.7 | 8.9 |
| 10th | 484 | 36 | 61.4 | 6.2 | 8.3 | 9.9 | 14.3 |
| 11th | 289 | 32 | 60.9 | 8.3 | 10.7 | 9.3 | 10.7 |
| 12th | 250 | 24 | 46.0 | 8.4 | 10.4 | 14.8 | 20.4 |
| Jr Hi | 992 | 239 | 84.1 | 3.9 | 2.9 | 3.2 | 5.8 |
| Sr Hi | 1483 | 154 | 62.5 | 6.8 | 8.4 | 9.3 | 12.9 |
| Total | 2475 | 393 | 71.2 | 5.7 | 6.2 | 6.9 | 10.1 |

Table 6.176: How easy is it to get inhalants?

| Grade Level | N of Valid | N of Miss | Cannot Get | Very Difficult | Fairly Difficult | Fairly Easy | Very Easy |
|-------------|------------|-----------|------------|----------------|------------------|-------------|-----------|
| 7th | 474 | 165 | 82.7 | 1.5 | 1.3 | 3.6 | 11.0 |
| 8th | 512 | 80 | 77.5 | 3.7 | 2.0 | 4.5 | 12.3 |
| 9th | 464 | 58 | 70.0 | 3.7 | 5.2 | 5.6 | 15.5 |
| 10th | 484 | 36 | 58.5 | 4.5 | 6.2 | 8.3 | 22.5 |
| 11th | 285 | 36 | 58.6 | 4.9 | 6.7 | 8.8 | 21.1 |
| 12th | 248 | 26 | 44.0 | 6.9 | 6.9 | 10.1 | 32.3 |
| Jr Hi | 986 | 245 | 80.0 | 2.6 | 1.6 | 4.1 | 11.7 |
| Sr Hi | 1481 | 156 | 59.7 | 4.7 | 6.1 | 7.8 | 21.7 |
| Total | 2467 | 401 | 67.8 | 3.9 | 4.3 | 6.3 | 17.7 |

Table 6.177: How easy is it to get hallucinogens?

| Grade Level | N of Valid | N of Miss | Cannot Get | Very Difficult | Fairly Difficult | Fairly Easy | Very Easy |
|-------------|------------|-----------|------------|----------------|------------------|-------------|-----------|
| 7th | 477 | 162 | 89.3 | 2.1 | 2.3 | 2.7 | 3.6 |
| 8th | 513 | 79 | 83.0 | 5.5 | 2.7 | 2.3 | 6.4 |
| 9th | 463 | 59 | 76.9 | 6.3 | 5.2 | 5.8 | 5.8 |
| 10th | 480 | 40 | 65.4 | 6.3 | 9.2 | 7.3 | 11.9 |
| 11th | 287 | 34 | 64.8 | 8.7 | 10.5 | 7.3 | 8.7 |
| 12th | 248 | 26 | 50.4 | 11.3 | 16.1 | 5.6 | 16.5 |
| Jr Hi | 990 | 241 | 86.1 | 3.8 | 2.5 | 2.5 | 5.1 |
| Sr Hi | 1478 | 159 | 66.4 | 7.6 | 9.3 | 6.6 | 10.1 |
| Total | 2468 | 400 | 74.3 | 6.1 | 6.6 | 4.9 | 8.1 |

Table 6.178: How easy is it to get heroin?

| Grade Level | N of Valid | N of Miss | Cannot Get | Very Difficult | Fairly Difficult | Fairly Easy | Very Easy |
|-------------|------------|-----------|------------|----------------|------------------|-------------|-----------|
| 7th | 477 | 162 | 88.9 | 2.5 | 2.1 | 2.7 | 3.8 |
| 8th | 513 | 79 | 83.6 | 5.5 | 2.9 | 2.1 | 5.8 |
| 9th | 462 | 60 | 77.7 | 7.1 | 5.2 | 4.1 | 5.8 |
| 10th | 482 | 38 | 64.7 | 7.7 | 8.3 | 7.1 | 12.2 |
| 11th | 285 | 36 | 65.3 | 9.1 | 10.2 | 7.4 | 8.1 |
| 12th | 252 | 22 | 52.0 | 9.9 | 13.1 | 7.5 | 17.5 |
| Jr Hi | 990 | 241 | 86.2 | 4.0 | 2.5 | 2.4 | 4.8 |
| Sr Hi | 1481 | 156 | 66.7 | 8.2 | 8.5 | 6.3 | 10.3 |
| Total | 2471 | 397 | 74.5 | 6.5 | 6.1 | 4.7 | 8.1 |

Table 6.179: How easy is it to get steroids?

| Grade Level | N of Valid | N of Miss | Cannot Get | Very Difficult | Fairly Difficult | Fairly Easy | Very Easy |
|-------------|------------|-----------|------------|----------------|------------------|-------------|-----------|
| 7th | 477 | 162 | 88.9 | 1.9 | 2.7 | 2.9 | 3.6 |
| 8th | 513 | 79 | 82.7 | 4.9 | 3.9 | 2.5 | 6.0 |
| 9th | 465 | 57 | 77.2 | 5.4 | 6.5 | 6.0 | 4.9 |
| 10th | 481 | 39 | 65.5 | 7.9 | 8.5 | 6.9 | 11.2 |
| 11th | 288 | 33 | 64.6 | 8.0 | 8.7 | 9.0 | 9.7 |
| 12th | 248 | 26 | 51.6 | 11.3 | 11.7 | 6.9 | 18.5 |
| Jr Hi | 990 | 241 | 85.7 | 3.4 | 3.3 | 2.7 | 4.8 |
| Sr Hi | 1482 | 155 | 66.7 | 7.7 | 8.4 | 7.0 | 10.2 |
| Total | 2472 | 396 | 74.3 | 6.0 | 6.4 | 5.3 | 8.1 |

Table 6.180: How easy is it to get ecstasy?

| Grade Level | N of Valid | N of Miss | Cannot Get | Very Difficult | Fairly Difficult | Fairly Easy | Very Easy |
|-------------|------------|-----------|------------|----------------|------------------|-------------|-----------|
| 7th | 473 | 166 | 88.8 | 1.9 | 3.0 | 2.7 | 3.6 |
| 8th | 511 | 81 | 83.4 | 5.7 | 2.9 | 2.0 | 6.1 |
| 9th | 462 | 60 | 77.7 | 6.7 | 6.5 | 4.3 | 4.8 |
| 10th | 483 | 37 | 62.3 | 8.3 | 8.9 | 7.5 | 13.0 |
| 11th | 287 | 34 | 64.1 | 9.1 | 10.5 | 8.4 | 8.0 |
| 12th | 249 | 25 | 50.6 | 10.4 | 12.9 | 8.4 | 17.7 |
| Jr Hi | 984 | 247 | 86.0 | 3.9 | 2.9 | 2.3 | 4.9 |
| Sr Hi | 1481 | 156 | 65.5 | 8.3 | 9.1 | 6.8 | 10.3 |
| Total | 2465 | 403 | 73.7 | 6.5 | 6.7 | 5.0 | 8.1 |

Table 6.181: How easy is it to get OxyContin?

| Grade Level | N of Valid | N of Miss | Cannot Get | Very Difficult | Fairly Difficult | Fairly Easy | Very Easy |
|-------------|------------|-----------|------------|----------------|------------------|-------------|-----------|
| 7th | 472 | 167 | 88.6 | 2.5 | 2.1 | 3.2 | 3.6 |
| 8th | 512 | 80 | 82.2 | 4.5 | 3.3 | 3.3 | 6.6 |
| 9th | 464 | 58 | 75.6 | 5.6 | 5.8 | 5.2 | 7.8 |
| 10th | 485 | 35 | 60.8 | 7.0 | 7.6 | 8.7 | 15.9 |
| 11th | 284 | 37 | 62.0 | 7.4 | 11.3 | 8.8 | 10.6 |
| 12th | 250 | 24 | 49.6 | 10.0 | 10.8 | 10.8 | 18.8 |
| Jr Hi | 984 | 247 | 85.3 | 3.6 | 2.7 | 3.3 | 5.2 |
| Sr Hi | 1483 | 154 | 63.8 | 7.1 | 8.3 | 8.0 | 12.8 |
| Total | 2467 | 401 | 72.4 | 5.7 | 6.1 | 6.1 | 9.8 |

6.11 Would Your Parents Disapprove Of You

Table 6.182: Would your parents disapprove of you using tobacco?

| Grade Level | N of Valid | N of Miss | Don't Disapprove | Disapprove | Strongly Disapprove | Don't Know |
|-------------|------------|-----------|------------------|------------|---------------------|------------|
| 7th | 567 | 72 | 11.5 | 11.3 | 66.1 | 11.1 |
| 8th | 557 | 35 | 10.2 | 11.1 | 69.1 | 9.5 |
| 9th | 495 | 27 | 11.5 | 14.5 | 61.2 | 12.7 |
| 10th | 499 | 21 | 14.8 | 18.8 | 56.5 | 9.8 |
| 11th | 308 | 13 | 13.0 | 18.8 | 60.1 | 8.1 |
| 12th | 259 | 15 | 17.8 | 25.1 | 46.3 | 10.8 |
| Jr Hi | 1124 | 107 | 10.9 | 11.2 | 67.6 | 10.3 |
| Sr Hi | 1561 | 76 | 13.9 | 18.5 | 57.0 | 10.6 |
| Total | 2685 | 183 | 12.6 | 15.5 | 61.5 | 10.5 |

Table 6.183: Would your parents disapprove of you using alcohol?

| Grade Level | N of Valid | N of Miss | Don't Disapprove | Disapprove | Strongly Disapprove | Don't Know |
|-------------|------------|-----------|------------------|------------|---------------------|------------|
| 7th | 562 | 77 | 14.9 | 12.8 | 62.1 | 10.1 |
| 8th | 556 | 36 | 12.2 | 14.9 | 61.2 | 11.7 |
| 9th | 492 | 30 | 12.0 | 21.3 | 55.3 | 11.4 |
| 10th | 498 | 22 | 16.5 | 22.1 | 50.4 | 11.0 |
| 11th | 307 | 14 | 15.6 | 20.8 | 54.7 | 8.8 |
| 12th | 258 | 16 | 16.7 | 30.2 | 43.4 | 9.7 |
| Jr Hi | 1118 | 113 | 13.6 | 13.9 | 61.6 | 10.9 |
| Sr Hi | 1555 | 82 | 14.9 | 23.0 | 51.6 | 10.5 |
| Total | 2673 | 195 | 14.4 | 19.2 | 55.8 | 10.7 |

Table 6.184: Would your parents disapprove of you using marijuana?

| Grade Level | N of Valid | N of Miss | Don't Disapprove | Disapprove | Strongly Disapprove | Don't Know |
|-------------|------------|-----------|------------------|------------|---------------------|------------|
| 7th | 559 | 80 | 10.9 | 8.8 | 72.1 | 8.2 |
| 8th | 557 | 35 | 8.6 | 8.1 | 74.1 | 9.2 |
| 9th | 490 | 32 | 7.6 | 8.4 | 74.1 | 10.0 |
| 10th | 499 | 21 | 8.4 | 10.8 | 71.9 | 8.8 |
| 11th | 309 | 12 | 7.1 | 7.4 | 79.6 | 5.8 |
| 12th | 258 | 16 | 9.7 | 12.4 | 69.8 | 8.1 |
| Jr Hi | 1116 | 115 | 9.8 | 8.4 | 73.1 | 8.7 |
| Sr Hi | 1556 | 81 | 8.1 | 9.6 | 73.8 | 8.5 |
| Total | 2672 | 196 | 8.8 | 9.1 | 73.5 | 8.6 |

Table 6.185: Would your parents disapprove of you using other illicit drugs?

| Grade Level | N of Valid | N of Miss | Don't Disapprove | Disapprove | Strongly Disapprove | Don't Know |
|-------------|------------|-----------|------------------|------------|---------------------|------------|
| 7th | 555 | 84 | 10.5 | 8.5 | 72.3 | 8.8 |
| 8th | 552 | 40 | 7.8 | 7.6 | 75.9 | 8.7 |
| 9th | 485 | 37 | 6.6 | 6.4 | 76.9 | 10.1 |
| 10th | 496 | 24 | 6.7 | 6.9 | 78.6 | 7.9 |
| 11th | 307 | 14 | 4.6 | 6.8 | 83.1 | 5.5 |
| 12th | 257 | 17 | 7.8 | 7.4 | 77.0 | 7.8 |
| Jr Hi | 1107 | 124 | 9.1 | 8.0 | 74.1 | 8.8 |
| Sr Hi | 1545 | 92 | 6.4 | 6.8 | 78.7 | 8.1 |
| Total | 2652 | 216 | 7.5 | 7.3 | 76.8 | 8.4 |

Table 6.186: Would your parents disapprove of you fighting with a student?

| Grade Level | N of Valid | N of Miss | Don't Disapprove | Disapprove | Strongly Disapprove | Don't Know |
|-------------|------------|-----------|------------------|------------|---------------------|------------|
| 7th | 553 | 86 | 17.0 | 19.2 | 52.6 | 11.2 |
| 8th | 557 | 35 | 15.3 | 25.1 | 47.8 | 11.8 |
| 9th | 488 | 34 | 16.2 | 24.6 | 44.1 | 15.2 |
| 10th | 495 | 25 | 19.4 | 25.7 | 42.4 | 12.5 |
| 11th | 309 | 12 | 12.6 | 26.5 | 51.5 | 9.4 |
| 12th | 256 | 18 | 12.9 | 34.0 | 42.6 | 10.5 |
| Jr Hi | 1110 | 121 | 16.1 | 22.2 | 50.2 | 11.5 |
| Sr Hi | 1548 | 89 | 16.0 | 26.9 | 44.8 | 12.4 |
| Total | 2658 | 210 | 16.0 | 24.9 | 47.0 | 12.0 |

Table 6.187: Would your parents disapprove of you carrying a weapon to school?

| Grade Level | N of Valid | N of Miss | Don't Disapprove | Disapprove | Strongly Disapprove | Don't Know |
|-------------|------------|-----------|------------------|------------|---------------------|------------|
| 7th | 554 | 85 | 11.0 | 8.3 | 73.3 | 7.4 |
| 8th | 552 | 40 | 7.6 | 8.2 | 76.3 | 8.0 |
| 9th | 487 | 35 | 6.8 | 7.0 | 76.2 | 10.1 |
| 10th | 498 | 22 | 6.8 | 7.2 | 78.7 | 7.2 |
| 11th | 307 | 14 | 4.9 | 5.9 | 83.4 | 5.9 |
| 12th | 259 | 15 | 7.3 | 7.7 | 78.4 | 6.6 |
| Jr Hi | 1106 | 125 | 9.3 | 8.2 | 74.8 | 7.7 |
| Sr Hi | 1551 | 86 | 6.5 | 7.0 | 78.8 | 7.7 |
| Total | 2657 | 211 | 7.7 | 7.5 | 77.1 | 7.7 |

Table 6.188: Would your parents disapprove of you threatening a student?

| Grade Level | N of Valid | N of Miss | Don't Disapprove | Disapprove | Strongly Disapprove | Don't Know |
|-------------|------------|-----------|------------------|------------|---------------------|------------|
| 7th | 552 | 87 | 12.5 | 13.8 | 64.5 | 9.2 |
| 8th | 554 | 38 | 10.6 | 15.0 | 64.4 | 9.9 |
| 9th | 485 | 37 | 10.1 | 14.8 | 62.7 | 12.4 |
| 10th | 498 | 22 | 11.2 | 16.5 | 61.8 | 10.4 |
| 11th | 308 | 13 | 10.1 | 15.6 | 66.6 | 7.8 |
| 12th | 258 | 16 | 9.3 | 20.5 | 60.9 | 9.3 |
| Jr Hi | 1106 | 125 | 11.6 | 14.4 | 64.5 | 9.6 |
| Sr Hi | 1549 | 88 | 10.3 | 16.5 | 62.9 | 10.3 |
| Total | 2655 | 213 | 10.8 | 15.6 | 63.5 | 10.0 |

Table 6.189: Would your parents disapprove of you joining a gang?

| Grade Level | N of Valid | N of Miss | Don't Disapprove | Disapprove | Strongly Disapprove | Don't Know |
|-------------|------------|-----------|------------------|------------|---------------------|------------|
| 7th | 546 | 93 | 12.8 | 10.8 | 66.1 | 10.3 |
| 8th | 551 | 41 | 8.7 | 10.9 | 70.1 | 10.3 |
| 9th | 483 | 39 | 6.8 | 7.5 | 74.1 | 11.6 |
| 10th | 497 | 23 | 7.8 | 7.4 | 75.5 | 9.3 |
| 11th | 307 | 14 | 4.6 | 8.5 | 80.5 | 6.5 |
| 12th | 258 | 16 | 7.0 | 7.4 | 76.7 | 8.9 |
| Jr Hi | 1097 | 134 | 10.8 | 10.8 | 68.1 | 10.3 |
| Sr Hi | 1545 | 92 | 6.7 | 7.6 | 76.2 | 9.4 |
| Total | 2642 | 226 | 8.4 | 9.0 | 72.9 | 9.8 |

6.12 Would Your Friends Disapprove Of You

Table 6.190: Would your friends disapprove of you using tobacco?

| Grade Level | N of Valid | N of Miss | Don't Disapprove | Disapprove | Strongly Disapprove | Don't Know |
|-------------|------------|-----------|------------------|------------|---------------------|------------|
| 7th | 554 | 85 | 22.9 | 16.4 | 41.5 | 19.1 |
| 8th | 545 | 47 | 23.9 | 14.7 | 40.4 | 21.1 |
| 9th | 488 | 34 | 31.4 | 19.7 | 32.0 | 17.0 |
| 10th | 497 | 23 | 44.1 | 14.9 | 22.9 | 18.1 |
| 11th | 299 | 22 | 34.1 | 23.4 | 27.8 | 14.7 |
| 12th | 254 | 20 | 48.8 | 18.5 | 19.7 | 13.0 |
| Jr Hi | 1099 | 132 | 23.4 | 15.6 | 40.9 | 20.1 |
| Sr Hi | 1538 | 99 | 38.9 | 18.7 | 26.2 | 16.3 |
| Total | 2637 | 231 | 32.4 | 17.4 | 32.3 | 17.9 |

Table 6.191: Would your friends disapprove of you using alcohol?

| Grade Level | N of Valid | N of Miss | Don't Disapprove | Disapprove | Strongly Disapprove | Don't Know |
|-------------|------------|-----------|------------------|------------|---------------------|------------|
| 7th | 551 | 88 | 24.3 | 16.7 | 40.3 | 18.7 |
| 8th | 542 | 50 | 28.2 | 14.6 | 35.2 | 22.0 |
| 9th | 485 | 37 | 37.3 | 16.9 | 27.2 | 18.6 |
| 10th | 495 | 25 | 53.3 | 12.1 | 18.2 | 16.4 |
| 11th | 296 | 25 | 46.3 | 16.2 | 23.6 | 13.9 |
| 12th | 255 | 19 | 57.3 | 15.7 | 14.9 | 12.2 |
| Jr Hi | 1093 | 138 | 26.3 | 15.6 | 37.8 | 20.3 |
| Sr Hi | 1531 | 106 | 47.6 | 15.0 | 21.6 | 15.9 |
| Total | 2624 | 244 | 38.7 | 15.3 | 28.3 | 17.7 |

Table 6.192: Would your friends disapprove of you using marijuana?

| Grade Level | N of Valid | N of Miss | Don't Disapprove | Disapprove | Strongly Disapprove | Don't Know |
|-------------|------------|-----------|------------------|------------|---------------------|------------|
| 7th | 547 | 92 | 18.6 | 14.6 | 49.4 | 17.4 |
| 8th | 545 | 47 | 20.9 | 15.2 | 43.5 | 20.4 |
| 9th | 485 | 37 | 22.3 | 17.5 | 42.9 | 17.3 |
| 10th | 494 | 26 | 34.4 | 17.4 | 31.2 | 17.0 |
| 11th | 301 | 20 | 25.2 | 18.6 | 43.9 | 12.3 |
| 12th | 255 | 19 | 32.2 | 21.6 | 33.7 | 12.5 |
| Jr Hi | 1092 | 139 | 19.8 | 14.9 | 46.4 | 18.9 |
| Sr Hi | 1535 | 102 | 28.4 | 18.4 | 37.8 | 15.4 |
| Total | 2627 | 241 | 24.8 | 16.9 | 41.4 | 16.9 |

Table 6.193: Would your friends disapprove of you using other illicit drugs?

| Grade Level | N of Valid | N of Miss | Don't Disapprove | Disapprove | Strongly Disapprove | Don't Know |
|-------------|------------|-----------|------------------|------------|---------------------|------------|
| 7th | 547 | 92 | 17.7 | 13.7 | 50.5 | 18.1 |
| 8th | 543 | 49 | 17.9 | 14.9 | 45.9 | 21.4 |
| 9th | 482 | 40 | 17.2 | 17.2 | 46.5 | 19.1 |
| 10th | 494 | 26 | 22.1 | 19.6 | 39.1 | 19.2 |
| 11th | 302 | 19 | 16.9 | 17.2 | 52.0 | 13.9 |
| 12th | 255 | 19 | 17.6 | 25.9 | 41.6 | 14.9 |
| Jr Hi | 1090 | 141 | 17.8 | 14.3 | 48.2 | 19.7 |
| Sr Hi | 1533 | 104 | 18.8 | 19.4 | 44.4 | 17.4 |
| Total | 2623 | 245 | 18.4 | 17.3 | 45.9 | 18.4 |

Table 6.194: Would your friends disapprove of you fighting with a student?

| Grade Level | N of Valid | N of Miss | Don't Disapprove | Disapprove | Strongly Disapprove | Don't Know |
|-------------|------------|-----------|------------------|------------|---------------------|------------|
| 7th | 547 | 92 | 31.6 | 15.5 | 34.0 | 18.8 |
| 8th | 542 | 50 | 32.1 | 16.8 | 28.4 | 22.7 |
| 9th | 485 | 37 | 38.4 | 16.7 | 24.1 | 20.8 |
| 10th | 495 | 25 | 46.7 | 13.7 | 19.0 | 20.6 |
| 11th | 301 | 20 | 34.9 | 15.6 | 31.2 | 18.3 |
| 12th | 257 | 17 | 44.0 | 19.5 | 20.6 | 16.0 |
| Jr Hi | 1089 | 142 | 31.9 | 16.2 | 31.2 | 20.8 |
| Sr Hi | 1538 | 99 | 41.3 | 16.0 | 23.3 | 19.4 |
| Total | 2627 | 241 | 37.4 | 16.1 | 26.6 | 20.0 |

Table 6.195: Would your friends disapprove of you carrying a weapon to school?

| Grade Level | N of Valid | N of Miss | Don't Disapprove | Disapprove | Strongly Disapprove | Don't Know |
|-------------|------------|-----------|------------------|------------|---------------------|------------|
| 7th | 547 | 92 | 17.4 | 14.3 | 49.9 | 18.5 |
| 8th | 540 | 52 | 15.2 | 17.6 | 45.9 | 21.3 |
| 9th | 487 | 35 | 15.6 | 16.0 | 48.9 | 19.5 |
| 10th | 495 | 25 | 19.4 | 17.2 | 44.2 | 19.2 |
| 11th | 301 | 20 | 13.6 | 17.3 | 55.1 | 14.0 |
| 12th | 256 | 18 | 16.4 | 23.0 | 46.9 | 13.7 |
| Jr Hi | 1087 | 144 | 16.3 | 15.9 | 47.9 | 19.9 |
| Sr Hi | 1539 | 98 | 16.6 | 17.8 | 48.3 | 17.3 |
| Total | 2626 | 242 | 16.5 | 17.0 | 48.1 | 18.4 |

Table 6.196: Would your friends disapprove of you threatening a student?

| Grade Level | N of Valid | N of Miss | Don't Disapprove | Disapprove | Strongly Disapprove | Don't Know |
|-------------|------------|-----------|------------------|------------|---------------------|------------|
| 7th | 547 | 92 | 23.6 | 15.5 | 41.7 | 19.2 |
| 8th | 541 | 51 | 23.1 | 16.8 | 37.2 | 22.9 |
| 9th | 487 | 35 | 27.9 | 16.8 | 32.6 | 22.6 |
| 10th | 495 | 25 | 34.1 | 18.0 | 27.5 | 20.4 |
| 11th | 302 | 19 | 28.5 | 17.5 | 39.4 | 14.6 |
| 12th | 256 | 18 | 34.0 | 19.5 | 30.5 | 16.0 |
| Jr Hi | 1088 | 143 | 23.3 | 16.2 | 39.4 | 21.0 |
| Sr Hi | 1540 | 97 | 31.0 | 17.8 | 31.9 | 19.2 |
| Total | 2628 | 240 | 27.9 | 17.1 | 35.0 | 20.0 |

Table 6.197: Would your friends disapprove of you joining a gang?

| Grade Level | N of Valid | N of Miss | Don't Disapprove | Disapprove | Strongly Disapprove | Don't Know |
|-------------|------------|-----------|------------------|------------|---------------------|------------|
| 7th | 546 | 93 | 20.7 | 13.2 | 45.8 | 20.3 |
| 8th | 539 | 53 | 17.4 | 15.6 | 42.1 | 24.9 |
| 9th | 480 | 42 | 17.9 | 14.6 | 46.9 | 20.6 |
| 10th | 492 | 28 | 21.7 | 17.5 | 40.2 | 20.5 |
| 11th | 300 | 21 | 14.7 | 15.0 | 54.0 | 16.3 |
| 12th | 256 | 18 | 14.5 | 20.7 | 46.9 | 18.0 |
| Jr Hi | 1085 | 146 | 19.1 | 14.4 | 44.0 | 22.6 |
| Sr Hi | 1528 | 109 | 17.9 | 16.6 | 46.1 | 19.3 |
| Total | 2613 | 255 | 18.4 | 15.7 | 45.2 | 20.7 |

6.13 Frequency of Use

Table 6.198: Frequency of Use – Cigarettes?

| Grade Level | N of Valid | N of Miss | Daily | Weekly | Monthly | Annual |
|-------------|------------|-----------|-------|--------|---------|--------|
| 7th | 600 | 39 | 4.3 | 6.8 | 8.5 | 16.0 |
| 8th | 578 | 14 | 8.5 | 11.2 | 13.3 | 19.4 |
| 9th | 513 | 9 | 9.0 | 13.3 | 17.9 | 29.4 |
| 10th | 515 | 5 | 19.4 | 26.0 | 30.7 | 40.2 |
| 11th | 319 | 2 | 10.3 | 17.2 | 21.3 | 34.2 |
| 12th | 271 | 3 | 22.9 | 25.8 | 32.1 | 43.5 |
| Jr Hi | 1178 | 53 | 6.4 | 9.0 | 10.9 | 17.7 |
| Sr Hi | 1618 | 19 | 14.9 | 20.2 | 25.0 | 36.2 |
| Total | 2796 | 72 | 11.3 | 15.5 | 19.1 | 28.4 |

Table 6.199: Frequency of Use – Smokeless Tobacco?

| Grade Level | N of Valid | N of Miss | Daily | Weekly | Monthly | Annual |
|-------------|------------|-----------|-------|--------|---------|--------|
| 7th | 599 | 40 | 1.2 | 2.0 | 2.8 | 5.7 |
| 8th | 576 | 16 | 2.1 | 3.1 | 4.0 | 8.0 |
| 9th | 512 | 10 | 3.3 | 5.9 | 9.2 | 16.0 |
| 10th | 517 | 3 | 6.2 | 11.6 | 14.5 | 21.1 |
| 11th | 317 | 4 | 7.6 | 8.8 | 12.0 | 19.2 |
| 12th | 269 | 5 | 10.0 | 13.4 | 14.5 | 22.3 |
| Jr Hi | 1175 | 56 | 1.6 | 2.6 | 3.4 | 6.8 |
| Sr Hi | 1615 | 22 | 6.2 | 9.5 | 12.3 | 19.3 |
| Total | 2790 | 78 | 4.3 | 6.6 | 8.6 | 14.1 |

Table 6.200: Frequency of Use – Cigars?

| Grade Level | N of Valid | N of Miss | Daily | Weekly | Monthly | Annual |
|-------------|------------|-----------|-------|--------|---------|--------|
| 7th | 597 | 42 | 1.0 | 2.2 | 2.8 | 5.7 |
| 8th | 573 | 19 | 1.9 | 3.1 | 4.9 | 8.2 |
| 9th | 510 | 12 | 0.6 | 2.0 | 6.7 | 16.7 |
| 10th | 514 | 6 | 3.3 | 6.6 | 12.1 | 23.5 |
| 11th | 318 | 3 | 3.1 | 5.0 | 8.2 | 18.9 |
| 12th | 268 | 6 | 4.1 | 7.1 | 15.7 | 31.0 |
| Jr Hi | 1170 | 61 | 1.5 | 2.6 | 3.8 | 6.9 |
| Sr Hi | 1610 | 27 | 2.5 | 4.9 | 10.2 | 21.7 |
| Total | 2780 | 88 | 2.1 | 4.0 | 7.5 | 15.5 |

Table 6.201: Frequency of Use – Beer?

| Grade Level | N of Valid | N of Miss | Daily | Weekly | Monthly | Annual |
|-------------|------------|-----------|-------|--------|---------|--------|
| 7th | 599 | 40 | 0.8 | 3.0 | 7.3 | 22.4 |
| 8th | 573 | 19 | 1.2 | 6.8 | 12.7 | 31.1 |
| 9th | 512 | 10 | 2.0 | 10.2 | 19.9 | 45.1 |
| 10th | 513 | 7 | 3.1 | 16.8 | 31.8 | 55.0 |
| 11th | 317 | 4 | 1.9 | 12.9 | 28.7 | 44.8 |
| 12th | 271 | 3 | 5.2 | 16.2 | 31.7 | 54.2 |
| Jr Hi | 1172 | 59 | 1.0 | 4.9 | 10.0 | 26.6 |
| Sr Hi | 1613 | 24 | 2.9 | 13.8 | 27.4 | 49.7 |
| Total | 2785 | 83 | 2.1 | 10.1 | 20.1 | 40.0 |

Table 6.202: Frequency of Use – Wine Coolers?

| Grade Level | N of Valid | N of Miss | Daily | Weekly | Monthly | Annual |
|-------------|------------|-----------|-------|--------|---------|--------|
| 7th | 600 | 39 | 1.3 | 2.5 | 5.0 | 20.8 |
| 8th | 575 | 17 | 1.4 | 5.6 | 10.6 | 28.7 |
| 9th | 511 | 11 | 1.6 | 7.0 | 15.1 | 40.9 |
| 10th | 515 | 5 | 2.9 | 11.5 | 23.1 | 47.4 |
| 11th | 318 | 3 | 1.6 | 5.7 | 15.7 | 37.7 |
| 12th | 271 | 3 | 4.8 | 9.2 | 21.8 | 46.9 |
| Jr Hi | 1175 | 56 | 1.4 | 4.0 | 7.7 | 24.7 |
| Sr Hi | 1615 | 22 | 2.5 | 8.5 | 18.9 | 43.3 |
| Total | 2790 | 78 | 2.0 | 6.6 | 14.2 | 35.5 |

Table 6.203: Frequency of Use – Liquor?

| Grade Level | N of Valid | N of Miss | Daily | Weekly | Monthly | Annual |
|-------------|------------|-----------|-------|--------|---------|--------|
| 7th | 597 | 42 | 0.8 | 2.7 | 5.0 | 10.7 |
| 8th | 575 | 17 | 1.9 | 5.7 | 11.0 | 20.9 |
| 9th | 512 | 10 | 1.4 | 8.2 | 15.6 | 32.4 |
| 10th | 511 | 9 | 3.3 | 14.7 | 27.4 | 51.1 |
| 11th | 317 | 4 | 1.9 | 9.5 | 22.4 | 41.0 |
| 12th | 271 | 3 | 5.2 | 14.4 | 31.7 | 55.7 |
| Jr Hi | 1172 | 59 | 1.4 | 4.2 | 7.9 | 15.7 |
| Sr Hi | 1611 | 26 | 2.7 | 11.5 | 23.4 | 43.9 |
| Total | 2783 | 85 | 2.2 | 8.4 | 16.9 | 32.1 |

Table 6.204: Frequency of Use – Marijuana?

| Grade Level | N of Valid | N of Miss | Daily | Weekly | Monthly | Annual |
|-------------|------------|-----------|-------|--------|---------|--------|
| 7th | 597 | 42 | 1.7 | 3.5 | 3.9 | 6.4 |
| 8th | 576 | 16 | 2.6 | 6.4 | 8.3 | 13.4 |
| 9th | 507 | 15 | 3.6 | 6.3 | 9.9 | 15.2 |
| 10th | 511 | 9 | 7.2 | 14.7 | 20.4 | 30.5 |
| 11th | 317 | 4 | 3.5 | 6.3 | 10.4 | 20.8 |
| 12th | 269 | 5 | 7.8 | 16.0 | 20.4 | 31.6 |
| Jr Hi | 1173 | 58 | 2.1 | 4.9 | 6.1 | 9.8 |
| Sr Hi | 1604 | 33 | 5.4 | 10.6 | 15.1 | 23.9 |
| Total | 2777 | 91 | 4.0 | 8.2 | 11.3 | 18.0 |

Table 6.205: Frequency of Use – Cocaine?

| Grade Level | N of Valid | N of Miss | Daily | Weekly | Monthly | Annual |
|-------------|------------|-----------|-------|--------|---------|--------|
| 7th | 596 | 43 | 0.2 | 0.8 | 1.0 | 2.0 |
| 8th | 577 | 15 | 1.2 | 1.6 | 1.9 | 3.1 |
| 9th | 510 | 12 | 1.2 | 1.4 | 2.0 | 3.7 |
| 10th | 515 | 5 | 2.7 | 3.7 | 5.2 | 9.1 |
| 11th | 315 | 6 | 1.6 | 1.9 | 1.9 | 4.1 |
| 12th | 269 | 5 | 4.1 | 6.3 | 8.2 | 13.0 |
| Jr Hi | 1173 | 58 | 0.7 | 1.2 | 1.4 | 2.6 |
| Sr Hi | 1609 | 28 | 2.2 | 3.0 | 4.0 | 7.1 |
| Total | 2782 | 86 | 1.6 | 2.3 | 2.9 | 5.2 |

Table 6.206: Frequency of Use – Uppers?

| Grade Level | N of Valid | N of Miss | Daily | Weekly | Monthly | Annual |
|-------------|------------|-----------|-------|--------|---------|--------|
| 7th | 598 | 41 | 0.7 | 1.2 | 1.7 | 2.5 |
| 8th | 577 | 15 | 1.0 | 1.7 | 2.1 | 2.3 |
| 9th | 511 | 11 | 1.0 | 1.4 | 2.3 | 3.1 |
| 10th | 517 | 3 | 2.7 | 4.4 | 5.8 | 9.1 |
| 11th | 318 | 3 | 1.6 | 2.2 | 2.5 | 3.1 |
| 12th | 269 | 5 | 4.5 | 5.6 | 6.3 | 10.4 |
| Jr Hi | 1175 | 56 | 0.9 | 1.4 | 1.9 | 2.4 |
| Sr Hi | 1615 | 22 | 2.2 | 3.2 | 4.1 | 6.3 |
| Total | 2790 | 78 | 1.6 | 2.5 | 3.2 | 4.6 |

Table 6.207: Frequency of Use – Downers?

| Grade Level | N of Valid | N of Miss | Daily | Weekly | Monthly | Annual |
|-------------|------------|-----------|-------|--------|---------|--------|
| 7th | 594 | 45 | 0.2 | 0.5 | 1.3 | 2.4 |
| 8th | 577 | 15 | 0.5 | 1.0 | 1.6 | 3.6 |
| 9th | 511 | 11 | 1.2 | 2.0 | 2.9 | 4.1 |
| 10th | 514 | 6 | 3.5 | 5.6 | 7.2 | 10.7 |
| 11th | 317 | 4 | 1.3 | 1.6 | 2.2 | 3.8 |
| 12th | 270 | 4 | 4.8 | 7.0 | 10.4 | 15.2 |
| Jr Hi | 1171 | 60 | 0.3 | 0.8 | 1.5 | 3.0 |
| Sr Hi | 1612 | 25 | 2.5 | 3.9 | 5.4 | 8.0 |
| Total | 2783 | 85 | 1.6 | 2.6 | 3.7 | 5.9 |

Table 6.208: Frequency of Use – Inhalants?

| Grade Level | N of Valid | N of Miss | Daily | Weekly | Monthly | Annual |
|-------------|------------|-----------|-------|--------|---------|--------|
| 7th | 595 | 44 | 0.7 | 1.0 | 1.7 | 5.0 |
| 8th | 579 | 13 | 1.2 | 1.9 | 2.4 | 5.0 |
| 9th | 511 | 11 | 0.4 | 1.0 | 2.5 | 4.5 |
| 10th | 516 | 4 | 2.5 | 3.7 | 5.6 | 8.7 |
| 11th | 317 | 4 | 1.9 | 1.9 | 1.9 | 3.8 |
| 12th | 269 | 5 | 4.8 | 5.6 | 6.3 | 7.4 |
| Jr Hi | 1174 | 57 | 0.9 | 1.4 | 2.0 | 5.0 |
| Sr Hi | 1613 | 24 | 2.1 | 2.8 | 4.0 | 6.2 |
| Total | 2787 | 81 | 1.6 | 2.2 | 3.2 | 5.7 |

Table 6.209: Frequency of Use – Hallucinogens?

| Grade Level | N of Valid | N of Miss | Daily | Weekly | Monthly | Annual |
|-------------|------------|-----------|-------|--------|---------|--------|
| 7th | 591 | 48 | 0.5 | 1.0 | 1.0 | 1.9 |
| 8th | 579 | 13 | 0.9 | 1.0 | 1.7 | 3.1 |
| 9th | 509 | 13 | 1.0 | 1.4 | 2.4 | 2.8 |
| 10th | 515 | 5 | 2.5 | 3.1 | 5.4 | 7.2 |
| 11th | 315 | 6 | 1.3 | 1.3 | 2.2 | 2.9 |
| 12th | 270 | 4 | 4.4 | 6.3 | 7.4 | 8.5 |
| Jr Hi | 1170 | 61 | 0.7 | 1.0 | 1.4 | 2.5 |
| Sr Hi | 1609 | 28 | 2.1 | 2.7 | 4.2 | 5.2 |
| Total | 2779 | 89 | 1.5 | 2.0 | 3.0 | 4.0 |

Table 6.210: Frequency of Use – Heroin?

| Grade Level | N of Valid | N of Miss | Daily | Weekly | Monthly | Annual |
|-------------|------------|-----------|-------|--------|---------|--------|
| 7th | 591 | 48 | 0.5 | 0.7 | 1.0 | 1.7 |
| 8th | 577 | 15 | 0.9 | 0.9 | 1.2 | 1.9 |
| 9th | 510 | 12 | 0.6 | 1.0 | 1.4 | 2.0 |
| 10th | 516 | 4 | 2.5 | 3.3 | 4.5 | 6.4 |
| 11th | 317 | 4 | 1.3 | 1.3 | 1.6 | 2.5 |
| 12th | 269 | 5 | 4.8 | 5.2 | 6.3 | 7.8 |
| Jr Hi | 1168 | 63 | 0.7 | 0.8 | 1.1 | 1.8 |
| Sr Hi | 1612 | 25 | 2.0 | 2.5 | 3.2 | 4.5 |
| Total | 2780 | 88 | 1.5 | 1.8 | 2.3 | 3.3 |

Table 6.211: Frequency of Use – Steroids?

| Grade Level | N of Valid | N of Miss | Daily | Weekly | Monthly | Annual |
|-------------|------------|-----------|-------|--------|---------|--------|
| 7th | 592 | 47 | 0.5 | 0.8 | 1.0 | 1.9 |
| 8th | 579 | 13 | 0.9 | 0.9 | 1.0 | 1.9 |
| 9th | 510 | 12 | 0.4 | 0.6 | 0.8 | 1.2 |
| 10th | 517 | 3 | 2.3 | 2.9 | 4.4 | 5.8 |
| 11th | 317 | 4 | 1.6 | 1.9 | 2.5 | 3.2 |
| 12th | 270 | 4 | 4.4 | 5.6 | 6.3 | 6.7 |
| Jr Hi | 1171 | 60 | 0.7 | 0.9 | 1.0 | 1.9 |
| Sr Hi | 1614 | 23 | 1.9 | 2.4 | 3.2 | 4.0 |
| Total | 2785 | 83 | 1.4 | 1.8 | 2.3 | 3.1 |

Table 6.212: Frequency of Use – Ecstasy?

| Grade Level | N of Valid | N of Miss | Daily | Weekly | Monthly | Annual |
|-------------|------------|-----------|-------|--------|---------|--------|
| 7th | 593 | 46 | 0.5 | 1.2 | 1.3 | 2.2 |
| 8th | 578 | 14 | 1.0 | 1.2 | 1.6 | 2.6 |
| 9th | 511 | 11 | 0.6 | 0.8 | 1.4 | 2.5 |
| 10th | 516 | 4 | 2.9 | 4.1 | 5.2 | 7.8 |
| 11th | 316 | 5 | 1.6 | 1.6 | 2.2 | 3.2 |
| 12th | 268 | 6 | 4.5 | 5.6 | 6.3 | 9.0 |
| Jr Hi | 1171 | 60 | 0.8 | 1.2 | 1.5 | 2.4 |
| Sr Hi | 1611 | 26 | 2.2 | 2.8 | 3.6 | 5.4 |
| Total | 2782 | 86 | 1.6 | 2.1 | 2.7 | 4.1 |

Table 6.213: Frequency of Use – OxyContin?

| Grade Level | N of Valid | N of Miss | Daily | Weekly | Monthly | Annual |
|-------------|------------|-----------|-------|--------|---------|--------|
| 7th | 593 | 46 | 0.3 | 1.0 | 2.0 | 3.0 |
| 8th | 576 | 16 | 1.0 | 1.2 | 1.9 | 3.6 |
| 9th | 510 | 12 | 0.8 | 1.0 | 2.4 | 4.1 |
| 10th | 516 | 4 | 3.1 | 5.0 | 7.0 | 10.9 |
| 11th | 315 | 6 | 1.3 | 1.3 | 1.6 | 4.4 |
| 12th | 270 | 4 | 4.8 | 5.9 | 7.4 | 12.2 |
| Jr Hi | 1169 | 62 | 0.7 | 1.1 | 2.0 | 3.3 |
| Sr Hi | 1611 | 26 | 2.3 | 3.2 | 4.5 | 7.7 |
| Total | 2780 | 88 | 1.6 | 2.3 | 3.5 | 5.9 |

Table 6.214: Frequency of Use – Any Tobacco?

| Grade Level | N of Valid | N of Miss | Daily | Weekly | Monthly | Annual |
|-------------|------------|-----------|-------|--------|---------|--------|
| 7th | 603 | 36 | 4.6 | 7.3 | 8.8 | 17.1 |
| 8th | 578 | 14 | 8.7 | 11.9 | 14.5 | 22.3 |
| 9th | 514 | 8 | 10.9 | 16.5 | 22.8 | 35.6 |
| 10th | 517 | 3 | 20.9 | 29.4 | 34.2 | 46.0 |
| 11th | 320 | 1 | 16.3 | 22.8 | 28.1 | 41.3 |
| 12th | 272 | 2 | 27.2 | 31.3 | 37.5 | 51.1 |
| Jr Hi | 1181 | 50 | 6.6 | 9.6 | 11.6 | 19.6 |
| Sr Hi | 1623 | 14 | 17.9 | 24.3 | 29.9 | 42.6 |
| Total | 2804 | 64 | 13.1 | 18.1 | 22.2 | 33.0 |

Table 6.215: Frequency of Use – Any Alcohol?

| Grade Level | N of Valid | N of Miss | Daily | Weekly | Monthly | Annual |
|-------------|------------|-----------|-------|--------|---------|--------|
| 7th | 605 | 34 | 1.7 | 4.3 | 8.9 | 28.6 |
| 8th | 579 | 13 | 2.2 | 8.3 | 15.4 | 38.2 |
| 9th | 514 | 8 | 2.3 | 12.1 | 24.1 | 56.2 |
| 10th | 517 | 3 | 3.9 | 19.7 | 36.2 | 64.6 |
| 11th | 318 | 3 | 2.2 | 13.8 | 31.4 | 55.3 |
| 12th | 272 | 2 | 6.3 | 18.8 | 36.8 | 66.2 |
| Jr Hi | 1184 | 47 | 1.9 | 6.3 | 12.1 | 33.3 |
| Sr Hi | 1621 | 16 | 3.5 | 16.0 | 31.5 | 60.4 |
| Total | 2805 | 63 | 2.8 | 11.9 | 23.3 | 48.9 |

Table 6.216: Frequency of Use – Any Illicit Drugs?

| Grade Level | N of Valid | N of Miss | Daily | Weekly | Monthly | Annual |
|-------------|------------|-----------|-------|--------|---------|--------|
| 7th | 601 | 38 | 2.2 | 4.5 | 5.3 | 10.0 |
| 8th | 579 | 13 | 3.3 | 7.1 | 9.2 | 15.7 |
| 9th | 515 | 7 | 4.3 | 7.0 | 11.3 | 17.9 |
| 10th | 519 | 1 | 9.4 | 16.4 | 21.8 | 33.5 |
| 11th | 318 | 3 | 4.7 | 7.2 | 11.9 | 23.0 |
| 12th | 272 | 2 | 9.9 | 17.3 | 22.1 | 34.2 |
| Jr Hi | 1180 | 51 | 2.7 | 5.8 | 7.2 | 12.8 |
| Sr Hi | 1624 | 13 | 7.0 | 11.8 | 16.6 | 26.6 |
| Total | 2804 | 64 | 5.2 | 9.2 | 12.6 | 20.8 |